



OCEAN MATRIX OMX-16HMHM0001 HDMI 2x2 Video Wall Processor Instruction Manual

[Home](#) » [OCEAN MATRIX](#) » OCEAN MATRIX OMX-16HMHM0001 HDMI 2x2 Video Wall Processor Instruction Manual 



OMX-16HMHM0001 HDMI 2x2 Video Wall Processor – 4K@60Hz 4:4:4 OPERATION MANUAL



Contents

- [1 Description:](#)
- [2 Features:](#)
- [3 Specifications:](#)
- [4 Operation Controls and Functions:](#)
- [5 Connection Diagram](#)
- [6 PRODUCT SERVICE](#)
- [7 SAFETY PRECAUTIONS](#)
- [8 WARRANTY](#)
- [9 Documents / Resources](#)
- [10 Related Posts](#)

Description:

The Ocean Matrix OMX-16HMHM0001 is a 2x2 HDMI video wall processor that supports devices with resolutions up to 4K@60Hz. With 8 video wall configurations built into the processor, the unit allows users to transform their space without compromise. OMX16HMHM0001 users can view display mode and port information via the LED indicators on the front of the unit, without having to navigate various menus.” For further optimization of video walls, the processor allows for 180° image rotation on all outputs independently.


Features:

- (1) HDMI Input – supports resolutions up to 4K@60Hz YUV 4:4:4
- (4) HDMI Outputs – support resolutions up to 1080p@60Hz
- 8 Video Wall Configurations
- Features Various Display Modes Selectable Via Front Button And Remote Control To Combine Up To 4 Flat Panel LCD TVs Into One Larger Display
- Features Front LED Indicators for Mode and Port Information
- Uses a Power-Off Memory Function to Keep the Last Setup Status When Powered On Next
- Features Independent Output Rotation (180°) for Each HDMI Output Port

Specifications:


- Input Ports: 1 x HDMI
- Output Ports: 4 x HDMI
- Vertical Frequency Rate: 50/60Hz
- Video Amplifier Bandwidth: 6.0Gbps / 600MHz per Channel (18Gbps All Channels)
- Interlaced (50&60Hz): 480i, 576i, 1080i
- Progressive (50&60Hz): 480p, 576p, 720p, 1080p, 4K@24/25/30Hz, 4K@50/60Hz
- Operating Temperature: 32°F to 158°F (0°C to 70°C)
- Storage Humidity: 5% to 90% RH Non-Condensation
- Power Consumption (Max): 12W
- Processor and Power Supply Certifications: FCC, CE, RoHS
- Dimensions (LxWxH): 5.88 x 4.38 x 1” (151 x 111 x 26.5mm)
- Net Weight: 13.2 oz (374g)

Operation Controls and Functions:



1. HDMI Ouput 1 2. HDMI Output 2 3. HDMI Output 3 4. HDMI Output 4 5. 12V DC Power Input	6. HDMI Input 7. IR Receiver 8. Power LED 9. HDMI Output 1-4 LED 10 . Mode Selector
--	---

Connection Diagram



8 Video Wall Configurations: Splitter configurations built into the 4K video wall processor: 2 x 2 | 1 x 2 | 2 x 1 | 1 x 3 | 3 x 1 | 1 x 4 | 4 x 1 |. The flexible wall configurations allow users to transform their space without compromise.



PRODUCT SERVICE

Damage requiring service:

- The unit should be serviced by qualified service personnel if:
 - (a) The DC power supply cord or AC adaptor has been damaged
 - (b) Objects or liquids have gotten into the unit
 - (c) The unit has been exposed to rain
 - (d) The unit does not operate normally or exhibits a marked change in performance; The unit has been dropped or the cabinet is damaged.
- (2) Servicing Personnel: Do not attempt to service the unit beyond that described in these operating instructions. Refer all other servicing to authorized servicing personnel.
- (3) Replacement parts: When parts need replacing ensure the servicer uses parts specified by the manufacturer. Unauthorized substitutes may result in fire, electric shock, or other hazards.
- (4) Safety check: After repairs or service, ask the servicer to perform safety checks to confirm that the unit is in proper working condition.

SAFETY PRECAUTIONS

Please read all instructions before attempting to unpack, install or operate this equipment and before connecting

the power supply.
Please keep the following in mind as you unpack and install the unit:

- Always follow basic safety precautions to reduce the risk of fire, electrical shock and injury to persons.
- To prevent fire or shock hazard, do not expose the unit to rain, moisture or install this product near water.
- Never spill liquid of any kind on or into this product.
- Never push an object of any kind into this product through any openings or empty slots in the unit, as you may damage parts inside the unit.
- Do not attach the power supply cabling to building surfaces.
- Use only the supplied power supply unit (PSU). Do not use the PSU if it is damaged.
- Do not allow anything to rest on the power cabling or allow any weight to be placed upon it or any person walk on it.
- To protect the unit from overheating, do not block any vents or openings in the unit housing that provide ventilation and allow for sufficient space for air to circulate around the unit

WARRANTY


1 Year

812 Kings Highway
Saugerties, NY 12477
845-246-7500

www.oceanmatrix.com

100% Employee Owned Division of Tower Products Incorporated

Documents / Resources

	<p>OCEAN MATRIX OMX-16HMHM0001 HDMI 2x2 Video Wall Processor [pdf] Instruction Manual</p> <p>OMX-16HMHM0001 HDMI 2x2 Video Wall Processor, OMX-16HMHM0001, HDMI 2x2 Video Wall Processor, HDMI 2x2 Processor, Video Wall Processor, Wall Processor, Video Processor, Processor</p>
---	--