

OCEAN MATRIX 4K60Hz HDR 4×4 HDMI Matrix Switcher User Manual



Contents

- 1 OMX-07HMHM0005
- 2 4K60Hz HDR 4×4 HDMI Matrix Switcher
 - 2.1 OPERATION MANUAL
 - 2.2 Description:
 - 2.3 Features:
 - 2.4 Specifications:
 - 2.5 Item Includes:
 - 2.6 Connection Diagram
 - 2.7 Operation Controls and Functions:
 - 2.7.1 2 HDMI Outputs with Auto Down-Scaling
 - 2.8 PRODUCT SERVICE
 - 2.8.1 Damage requiring service:
 - 2.9 SAFETY PRECAUTIONS
 - 2.10 WARRANTY
- 3 Documents / Resources
 - 3.1 References

OMX-07HMHM0005

4K60Hz HDR 4×4 HDMI Matrix Switcher

OPERATION MANUAL



Description:

The Ocean Matrix OMX-07HMHM0005 is a 4x4 HDMI matrix switcher that supports resolutions up to 4K60 and is backwards compatible. Send any HDMI input to any HDMI output with this affordable solution which supports switching via IR remote control, front panel buttons, and RS232, as well as automatic downscaling for any two of the HDMI outputs.

Features:

- Supports 4 HDMI Input Signals and 4 HDMI Output Signals
- Supports up to 4096x2160@60Hz Resolution and is Backwards Compatible
- HDR10 Supported
- Multiple Switching Mode: IR Remote Control, front panel buttons, & RS232
- Built-In EDID Management
- Any Two of the Four HDMI Outputs Support Auto Down-Scaling
- Lighting, Surge, and ESD Protection

Specifications:

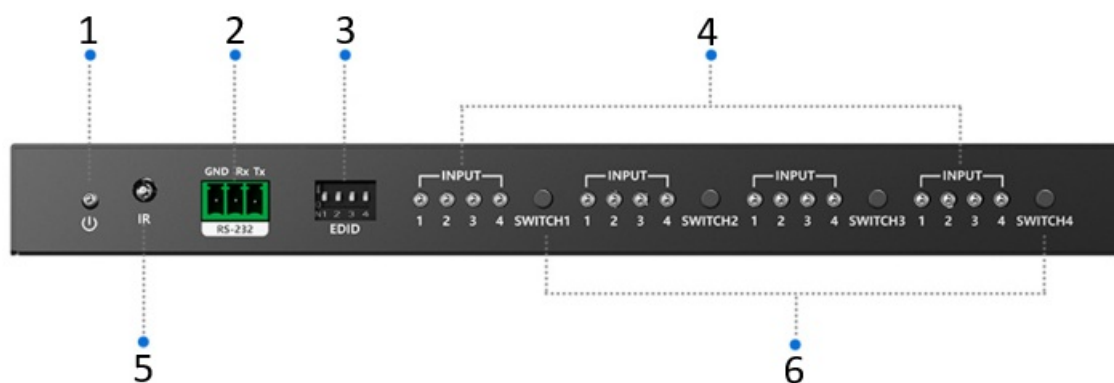
- HDMI 2.0 (HDR, YUV4:4:4)
- Compatible with HDCP2.2, HDCP1.4
- Transmission Rate: 18Gbps
- Bandwidth: 600MHz
- Supported Resolutions: 480i@60Hz / 480p@60Hz / 576i@50Hz / 576p@50Hz / 720p@50/60Hz / 1080i@50/60Hz / 1080p@50/60Hz / 3840x2160@24/25/30/60Hz / 4096x2160@24/25/30/60Hz
- Supported Audio Formats: LPCM7.1 / DTS-HD / DTS-AUDIO / DOLBY DIGITAL PLUS / DOLBY TRUEHD 7.1 / DOLBY DIGITAL 7.1CH / DOLBY ATMOS
- RS-232: 3 Pin (GND/Rx/Tx), BAUD Rate 9600
- Voltage: DC5V/1A
- Power Consumption: < 4W
- Working Temperature: -4°F - 140°F (-20°C - 60°C)
- Storage Temperature: -22°F - 158°F (-30°C - 70°C)
- Dimensions (LxWxH): 8.375 x 3.162 x 0.845"
- Weight: 0.8063 lbs (367g)

Item Includes:

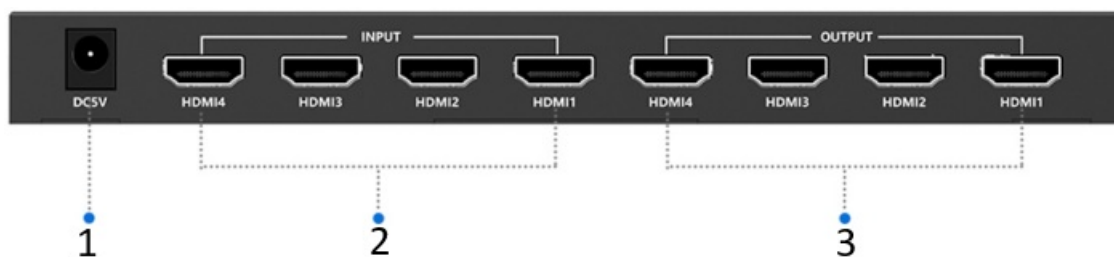
- 1 x OMX-07HMHM0005 4x4 HDMI Matrix Switcher
- 1 x Power Adapter 5V/1A
- 1 x Remote Control
- 2 x Mounting Ears
- 6 x Mounting Screws
- 2 x Grounding Screws
- 1 x Terminal Block




Connection Diagram



1. Power indicator
2. RS-232
3. EDID DIP
4. HDMI input indicator 1,2,3,4
5. IR receiving window
6. HDMI output Switch 1,2,3,4



1. DC5V
2. HDMI input 1,2,3,4
3. HDMI output 1,2,3,4


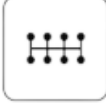






Operation Controls and Functions:

2 HDMI Outputs with Auto Down-Scaling

The OMX-07HMHM0005 supports two HDMI outputs with 4K to 1080p auto down-scaling and prioritizes outputs according to the sequence of the port number



		
4K @ 60HZ HDR	4 HDMI Inputs 4 HDMI Outputs	Various Control Methods
		
Auto Down-scaling	Multi Audio Formats	Lightning Protection Surge Protection ESD protection



PRODUCT SERVICE

Damage requiring service:

- The unit should be serviced by qualified service personnel if:
 - (a) The DC power supply cord or AC adaptor has been damaged
 - (b) Objects or liquids have gotten into the unit
 - (c) The unit has been exposed to rain
 - (d) The unit does not operate normally or exhibits a marked change in performance; The unit has been dropped or the cabinet is damaged.
- (2) Servicing Personnel: Do not attempt to service the unit beyond that described in these operating instructions. Refer all other servicing to authorized servicing personnel.
- (3) Replacement parts: When parts need replacing ensure the servicer uses parts specified by the manufacturer. Unauthorized substitutes may result in fire, electric shock, or other hazards.
- (4) Safety check: After repairs or service, ask the servicer to perform safety checks to confirm that the unit is in proper working condition.

SAFETY PRECAUTIONS

Please read all instructions before attempting to unpack, install or operate this equipment and before connecting the power supply. Please keep the following in mind as you unpack and install the unit:

- Always follow basic safety precautions to reduce the risk of fire, electrical shock and injury to persons.
- To prevent fire or shock hazard, do not expose the unit to rain, moisture or install this product near water.
- Never spill liquid of any kind on or into this product.
- Never push an object of any kind into this product through any openings or empty slots in the unit, as you may damage parts inside the unit.

- Do not attach the power supply cabling to building surfaces.
- Use only the supplied power supply unit (PSU). Do not use the PSU if it is damaged.
- Do not allow anything to rest on the power cabling or allow any weight to be placed upon it or any person walk on it.
- To protect the unit from overheating, do not block any vents or openings in the unit housing that provide ventilation and allow for sufficient space for air to circulate around the unit


WARRANTY

1 Year



812 Kings Highway | Saugerties, NY 12477 | 845-246-7500 | www.oceanmatrix.com
100% Employee Owned Division of Tower Products Incorporated

Documents / Resources

 The image shows the product box for the Ocean Matrix 4K60Hz HDR 4x4 HDMI Matrix Switcher. The box is black with blue and white text. The model number 'OMX-07HMHM0005' is visible at the top.	<p>OCEAN MATRIX 4K60Hz HDR 4x4 HDMI Matrix Switcher [pdf] User Manual 4K60Hz HDR 4x4 HDMI Matrix Switcher, 4K60Hz, HDR 4x4 HDMI Matrix Switcher, HDMI Matrix Switcher, Matrix Switcher, Switcher</p>
---	--

References

- [Ocean Matrix - Affordable Interfaces for Broadcast and Pro-AV](#)
- [User Manual](#)