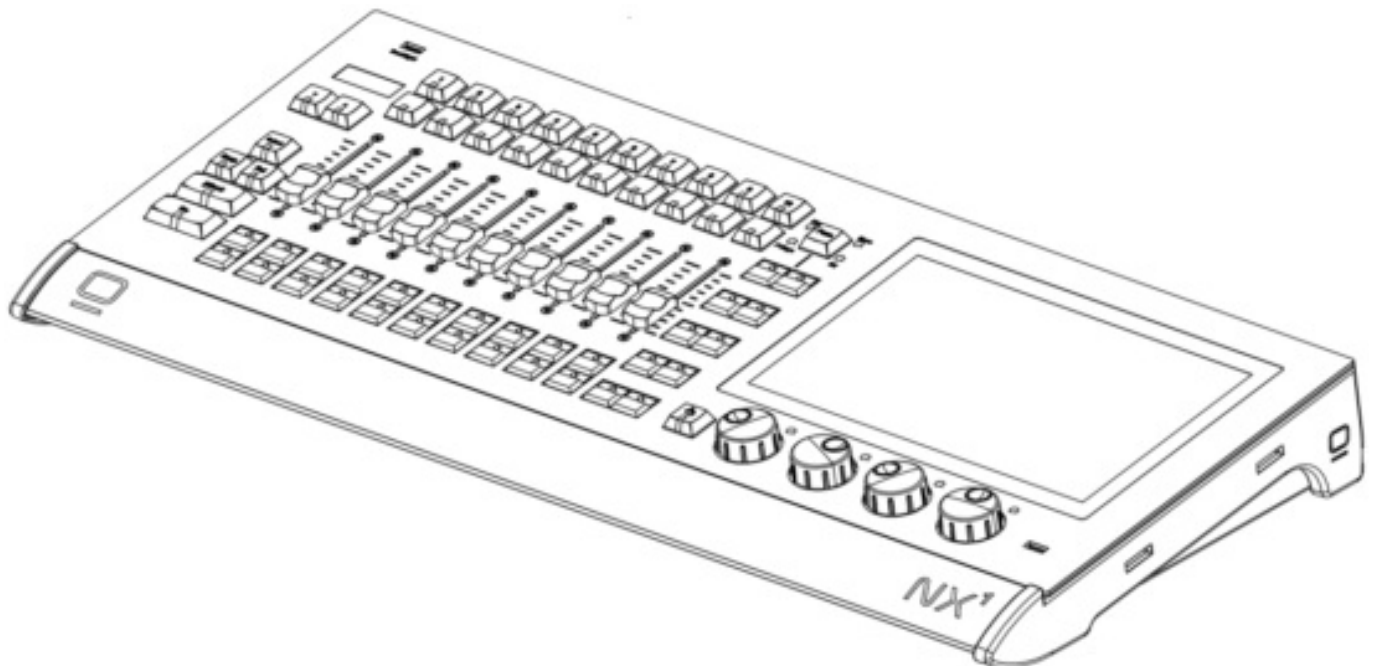




OBSIDIAN NX1 Portable Lighting Control Solution Installation Guide

[Home](#) » [OBSIDIAN](#) » OBSIDIAN NX1 Portable Lighting Control Solution Installation Guide 

OBSIDIAN NX1 Portable Lighting Control Solution



©2022 **OBSIDIAN CONTROL SYSTEMS** all rights reserved. Information, specifications, diagrams, images, and instructions herein are subject to change without notice. Obsidian Control Systems logo and identifying product names and numbers herein are trademarks of ADJ PRODUCTS LLC. Copyright protection claimed includes all forms and matters of copyrightable materials and information now allowed by statutory or judicial law or hereinafter granted. Product names used in this document may be trademarks or registered trademarks of their respective companies and are hereby acknowledged. All non-ADJ brands and product names are trademarks or

registered trademarks of their respective companies.

OBSIDIAN CONTROL SYSTEMS and all affiliated companies hereby disclaim all liabilities for property, equipment, building, and electrical damages, injuries to any persons, and direct or indirect economic loss associated with the use or reliance of any information contained within this document, and/or as a result of the improper, unsafe, insufficient and negligent assembly, installation, rigging, and operation of this product.

ELATION PROFESSIONAL B.V.

Junostraat 2 | 6468 EW Kerkrade, The Netherlands +31 45 546 85 66

Contents

1 FCC STATEMENT
1.1 FCC RADIO FREQUENCY INTERFERENCE WARNINGS & INSTRUCTIONS
2 GENERAL INFORMATION
2.1 INTRODUCTION
2.2 UNPACKING
2.3 CUSTOMER SUPPORT
3 LIMITED WARRANTY
4 SAFETY GUIDELINES
5 OVERVIEW
5.1 KEY FEATURES
6 SOFTWARE
7 CONNECTIONS — REAR PANEL
8 CONTROL SURFACE & LABELS
9 MAINTENANCE
10 SPECIFICATIONS
11 DIMENSIONS
12 Documents / Resources
12.1 References
13 Related Posts

FCC STATEMENT

This device complies with Part 15 of the FCC Rules. Operation is subject to the following two conditions: (1) this device may not cause harmful interference, and (2) this device must accept any interference received, including interference that may cause undesired operation.

FCC RADIO FREQUENCY INTERFERENCE WARNINGS & INSTRUCTIONS

This product has been tested and found to comply with the limits as per Part 15 of the FCC Rules. These limits are designed to provide reasonable protection against harmful interference in a residential installation. This device uses and can radiate radio frequency energy and, if not installed and used in accordance with the included instructions, may cause harmful interference to radio communications. However, there is no guarantee that interference will not occur in a particular installation. If this device does cause harmful interference to radio or television reception, which can be determined by turning the device off and on, the user is encouraged to try to correct the interference by one or more of the following methods:

- Reorient or relocate the device.
- Increase the separation between the device and the receiver.
- Connect the device to an electrical outlet on a circuit different from which the radio receiver is connected.
- Consult the dealer or an experienced radio/TV technician for help.

Energy Saving Matters (EuP 2009/125/EC)

Saving electric energy is a key to help protecting the environment. Please turn off all electrical products when they are not in use. To avoid power consumption in idle mode, disconnect all electrical equipment from power when not in use. Thank you! Document Version: An updated version of this document may be available online.

Please check www.obsidiancontrol.com for the latest revision/update of this document before beginning installation and use.

Date	Document Version	Note
02/23/2022	1	Preliminary Release

GENERAL INFORMATION

INTRODUCTION

Please read and understand the instructions in this manual carefully and thoroughly before attempting to operate this device. These instructions contain important safety and use information.

UNPACKING

Every device has been thoroughly tested and has been shipped in perfect operating condition. Carefully check the shipping carton for damage that may have occurred during shipping. If the carton is damaged, carefully inspect the device for damage, and be sure all accessories necessary to install and operate the device have arrived intact. In the event damage has been found or parts are missing, please contact our customer support team for further instructions. Please do not return this device to your dealer without first contacting customer support. Please do not discard the shipping carton in the trash. Please recycle whenever possible.

CUSTOMER SUPPORT

Contact your local Obsidian Controls Systems dealer or distributor for any product related service and support needs. Also visit forum.obsidiancontrol.com with questions, comments, or suggestions.

OBSIDIAN CONTROL SERVICE EUROPE – Monday – Friday 08:30 to 17:00 CET +31 45 546 85 63 | support@obsidiancontrol.com

OBSIDIAN CONTROL SERVICE USA – Monday – Friday 08:30 to 17:00 PST +1(844) 999-9942 | support@obsidiancontrol.com

LIMITED WARRANTY

1. Obsidian Control Systems hereby warrants, to the original purchaser, Obsidian Control Systems products to be free of manufacturing defects in material and workmanship for a period of two years (730 days).
2. For warranty service, send the product only to the Obsidian Control Systems service center. All shipping charges must be pre-paid. If the requested repairs or service (including parts replacement) are within the terms of this warranty, Obsidian Control Systems will pay return shipping charges only to a designated point within the United States. If any product is sent, it must be shipped in its original package and packaging material. No accessories should be shipped with the product. If any accessories are shipped with the product, Obsidian Control Systems shall have no liability whatsoever for loss and/or or damage to any such accessories, nor for the safe return thereof.
3. This warranty is void if the product serial number and/or labels are altered or removed; if the product is modified in any manner which Obsidian Control Systems concludes, after inspection, affects the reliability of

the product; if the product has been repaired or serviced by anyone other than the Obsidian Control Systems factory unless prior written authorization was issued to purchaser by Obsidian Control Systems; if the product is damaged because not properly maintained as set forth in the product instructions, guidelines and/or user manual.

4. This is not a service contract, and this warranty does not include any maintenance, cleaning or periodic check-up. During the periods as specified above, Obsidian Control Systems will replace defective parts at its expense, and will absorb all expenses for warranty service and repair labor by reason of defects in material or workmanship. The sole responsibility of Obsidian Control Systems under this warranty shall be limited to the repair of the product, or replacement thereof, including parts, at the sole discretion of Obsidian Control Systems. All products covered by this warranty were manufactured after January 1, 1990, and bare identifying marks to that effect.
5. Obsidian Control Systems reserves the right to make changes in design and/or performance improvements upon its products without any obligation to include these changes in any products theretofore manufactured.
6. No warranty, whether expressed or implied, is given or made with respect to any accessory supplied with the products described above. Except to the extent prohibited by applicable law, all implied warranties made by Obsidian Control Systems in connection with this product, including warranties of merchantability or fitness, are limited in duration to the warranty periods set forth above. And no warranties, whether expressed or implied, including warranties of merchantability or fitness, shall apply to this product after said periods have expired. The consumer's and/or dealer's sole remedy shall be such repair or replacement as is expressly provided above; and under no circumstances shall Obsidian Control Systems be liable for any loss and/or damage, direct and/or consequential, arising out of the use of, and/or the inability to use, this product.
7. This warranty is the only written warranty applicable to Obsidian Control Systems products and supersedes all prior warranties and written descriptions of warranty terms and conditions heretofore published.
8. Use of software and firmware:
9. To the maximum extent permitted by applicable law, in no event shall Elation or Obsidian Control Systems or its suppliers be liable for any damages whatsoever (including, but not limited to, damages for loss of profits or data, for business interruption, for personal injury or other loss whatsoever) arising out of or in any way related to the use of or inability to use firmware or software, the provision of or failure to provide support or other services, information, firmware, software, and related content through the software or otherwise arising out of the use of any software or firmware, even in the event of the fault, tort (including negligence), misrepresentation, strict liability, breach of warranty of Elation or Obsidian Control Systems or any supplier, and even if Elation or Obsidian Control Systems or any supplier has been advised of the possibility of such damages.

WARRANTY RETURNS: All returned service items, whether under warranty or not, must be freight pre-paid and accompany a return authorization (R.A.) number. The R.A. number must be clearly written on the outside of the return package. A brief description of the problem as well as the R.A. number must also be written down on a piece of paper and included in the shipping container. If the unit is under warranty, you must provide a copy of your proof of purchase invoice. Items returned without a R.A. number clearly marked on the outside of the package will be refused and returned at customer's expense. You may obtain a R.A. number by contacting customer support.

SAFETY GUIDELINES

This device is a sophisticated piece of electronic equipment. To guarantee a smooth operation, it is important to follow all instructions and guidelines in this manual. OBSIDIAN CONTROL SYSTEMS is not responsible for injury

and/or damages resulting from the misuse of this device due to the disregard of the information printed in this manual. Only the original included parts and/or accessories for this device should be used. Any modifications to the device, included and/or accessories will void the original manufactures warranty and increase the risk of damage and/or personal injury.



PROTECTION CLASS 1 DEVICE MUST BE PROPERLY GROUNDED



DO NOT ATTEMPT TO USE THIS DEVICE WITHOUT BEING FULLY TRAINED ON HOW TO USE IT. ANY DAMAGES OR REPAIRS TO THIS DEVICE OR ANY LIGHTING FIXTURES CONTROLLED BY THIS DEVICE RESULTING FROM IMPROPER USE, AND/OR THE DISREGARD OF THE SAFETY AND OPERATION GUIDELINES IN THIS DOCUMENT VOIDS THE OBSIDIAN CONTROL SYSTEMS WARRANTY, AND ARE NOT SUBJECT TO ANY WARRANTY CLAIMS AND/OR REPAIRS, AND MAY ALSO VOID THE WARRANTY FOR ANY NON-OBSIDIAN CONTROL SYSTEMS DEVICES. KEEP FLAMMABLE MATERIALS AWAY FROM DEVICE.



DRY LOCATIONS USE ONLY!

DO NOT EXPOSE DEVICE TO RAIN, MOISTURE, AND/OR SEVERE ENVIRONMENTS! DO NOT SPILL WATER AND/OR LIQUIDS ON OR INTO THE DEVICE!

DISCONNECT the device from AC power before removing fuses or any part, and when not in use.

Always electrically ground this device.

Use only a source of AC power that complies with local building and electrical codes and has both overload and ground-fault protection.

Do not expose the device to rain or moisture.

Never attempt to bypass fuses. Always replace defective fuses with ones of the specified type and rating.

Refer all service to a qualified technician. Do not modify the device or install other than genuine Netron parts.

CAUTION: Risk of Fire and Electrical Shock. Use only in dry locations. **CAUTION:** Risk of Explosion if Battery is replaced by an incorrect type. Dispose of used batteries according to local environmental regulations.

AVOID brute force handling when transporting or operating.

DO NOT expose any part of the device to open flame or smoke. Keep device away from heat sources such as radiators, heat registers, stoves, or other appliances (including amplifiers) that produce heat.

DO NOT use device in extreme and/or severe environments. Replace fuses with ones of the same type and rating only. Never attempt to bypass a fuse. Unit provided with a single fuse in Line side.

DO NOT operate device if power cord is frayed, crimped, damaged and/or if any of the power cord connectors are damaged, and does not insert into the device securely with ease. NEVER force a power cord connector into device. If the power cord or any of its connectors are damaged, replace it immediately with a new one of similar power rating.

Strictly use a source of AC power that complies with local building and electrical codes and has both overload and ground-fault protection. Use only the provided AC power supply and power cords and the correct connector for the country of operation. Use of the factory provided power cable is mandatory for operation in the US and Canada.

Allow free unobstructed airflow to the bottom and back of the product. Do not block the ventilation slots.

Operate the console only on a stable and solid surface.

DO NOT use the product if the ambient temperature exceeds 40°C (104° F) Transport the product only in suitable packaging or a custom fitted road case. Transportation damage is not covered under warranty.

CAUTION: Risk of explosion if CMOS battery is replaced by an incorrect type. Dispose of used batteries according to local environmental regulations.

CAUTION: Do not expose CMOS battery to excessive heat such as sun or fire.

OVERVIEW

The NX1 is the essential lighting controller in the innovative and powerful ONYX platform. Fully featured and unrestricted it offers the complete ONYX experience without compromises in an ultra compact package.

Utilizing the full ONYX Operating System the NX1 includes a high-brightness 10.1" HD multi-touch screen; 4 assignable parameter encoders; 10 full motorized playbacks with four freely assignable buttons plus and extra playback and function key hybrid array. A dedicated Master Go section rounds out the efficient front panel design.

Including the latest in industrial components the NX1 contains a powerful new Intel processor, high speed NVMe SSD drive and 8GB of DDR4 RAM, allowing fast boot times, instant operation and the ability to process 8 Universes right inside the console. With four DMX ports, a Gigabit network port for up to 8 Universes of Art-Net, sACN plus the ONYX X-Net protocol the NX 1 has ample connectivity and power for a wide variety of shows and applications. One additional touch monitor is supported for even more direct access at anytime.

The NX1 is further expandable with the dedicated NXX keypad and the NXP motorized playback wing. A simple magnetic alignment system allows attachment on any side of the NX1. The keypad and playback wing are part of the ONYX platform and can be utilized with all other NX devices or ONYX on any PC system.

KEY FEATURES

- Portable and compact fully featured lighting console
- 10.1" Full HD multi touch screen, 1x external touch display
- ONYX Essential License (8 Universes)
- Fully integrated industrial processing
- 10 Motorized Playbacks, 10 Playback / Function Hybrids, 4 Encoders, Master Go section

SOFTWARE

The software for NX1 is available from the support website <http://support.obsidiancontrol.com>.

You must update your controller to the latest version of ONYX before using it for the first time, and periodically check the website for updates.

CONNECTIONS — REAR PANEL



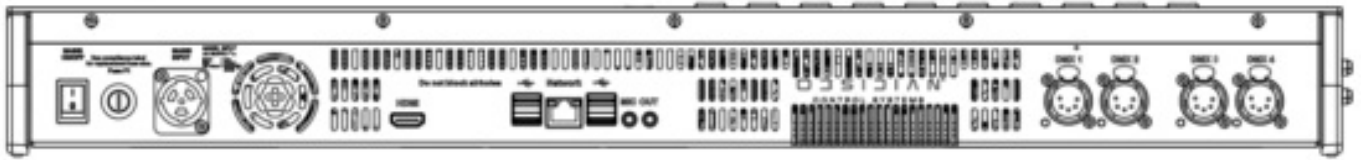
The Obsidian Control Systems NX1 accepts AC mains power at 100-240V 50/60Hz. Do not connect it to power outside this range. Damage resulting from incorrect connection is not covered under warranty.

North America: A cable with a NEMA 15-5P plug is provided for use with the NX 1 in the USA and Canada. This approved cable must be used in North America.

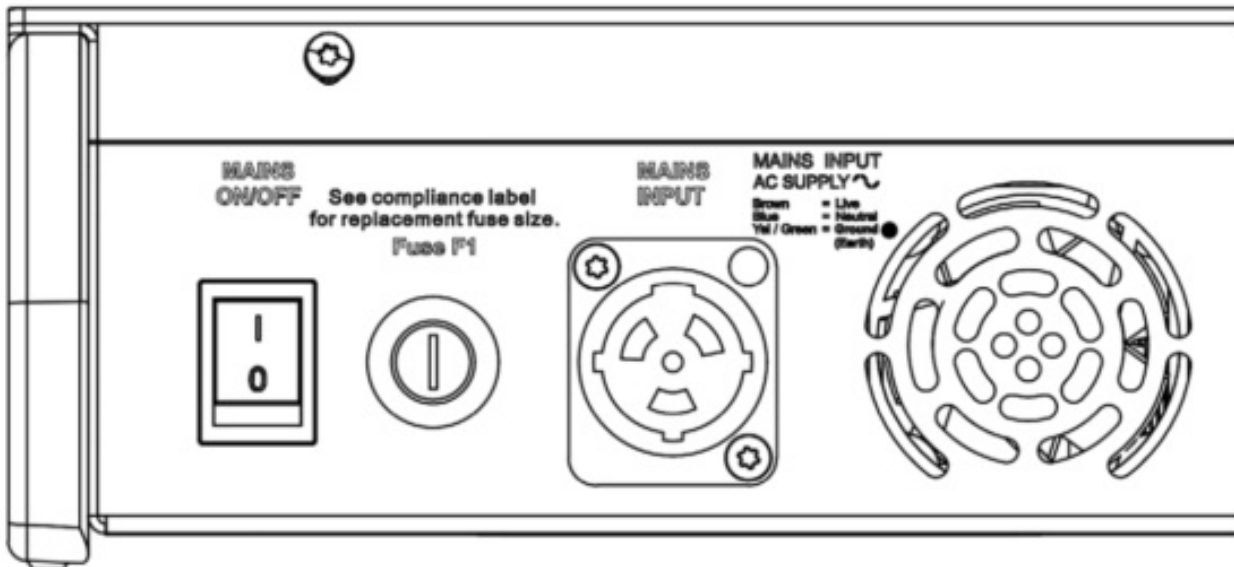
Rest of the world: The provided IEC cable is not fitted with a country-specific plug. Install only a plug that meets local and or national electrical codes and is suitable for the country's specific requirements.

A 3-prong grounded-type (earthed type) plug must be installed following the plug manufacturer's instructions. The table below shows some possible pin identification schemes; if the pins are not clearly identified, or if you have any doubts about proper installation, consult a qualified electrician.

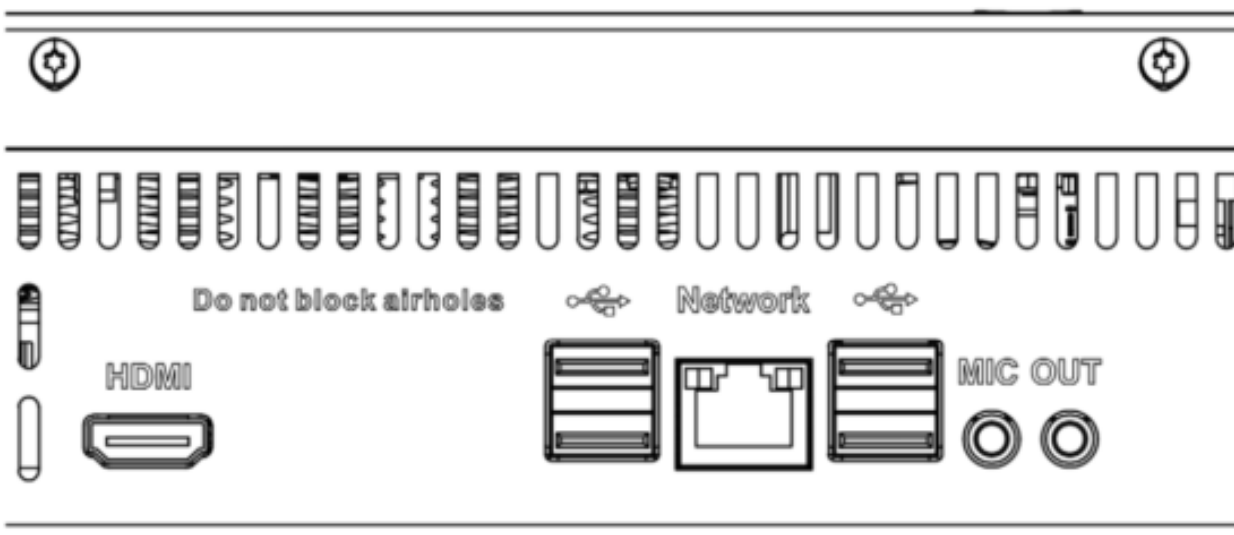
Wire color (standard EU code)	Pin	Symbol
brown	live	L
blue	neutral	N
yellow/green	ground	



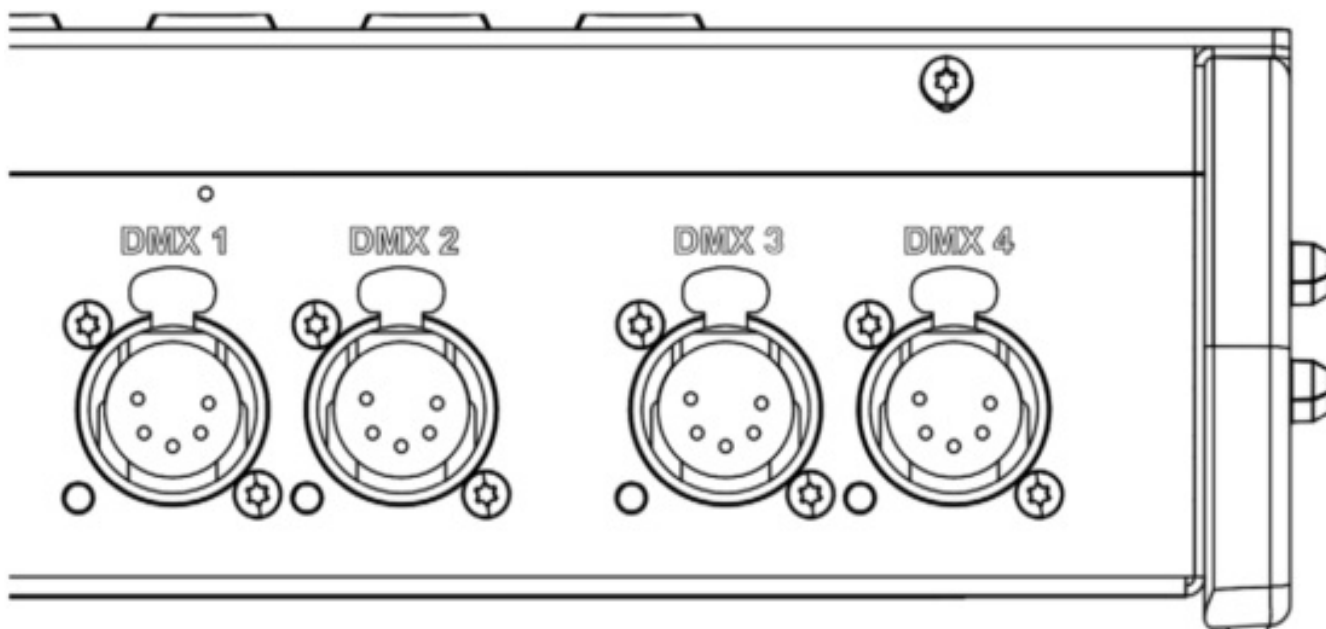
- MAINS ON/OFF: toggle switch
- Fuse F1 (See compliance label for replacement fuse size, see next page for location)
- MAINS INPUT: IP65 Locking Power In



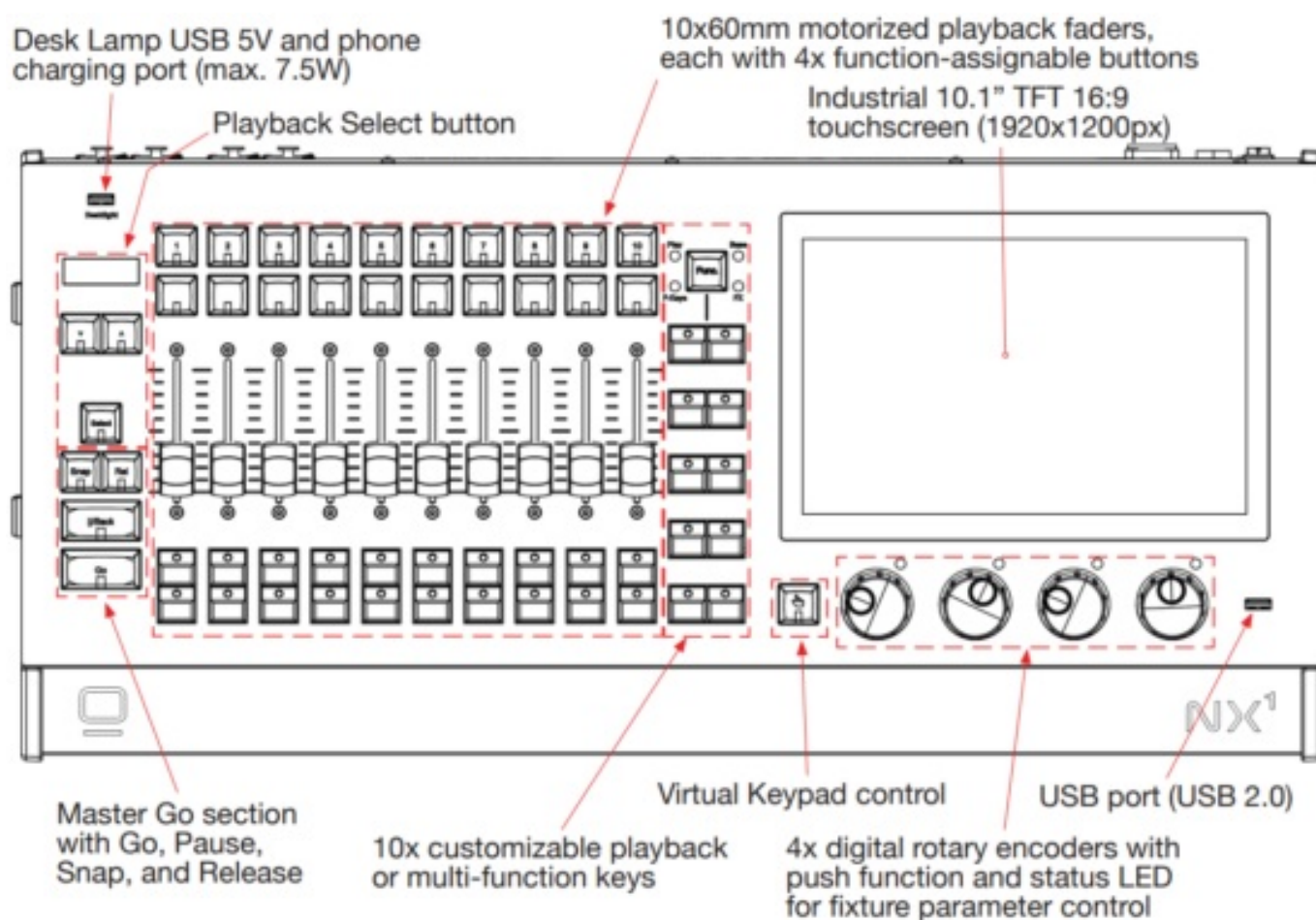
- External Display: 1x HDMI
- Network: 1x Gigabit RJ45 Ethernet for Art-Net, sACN, and ONYX X-Net
- Storage and Peripherals: 4x USB 3.0, 1x USB 2.0
- Audio Out, Mic In: 2x 3.5mm Jack

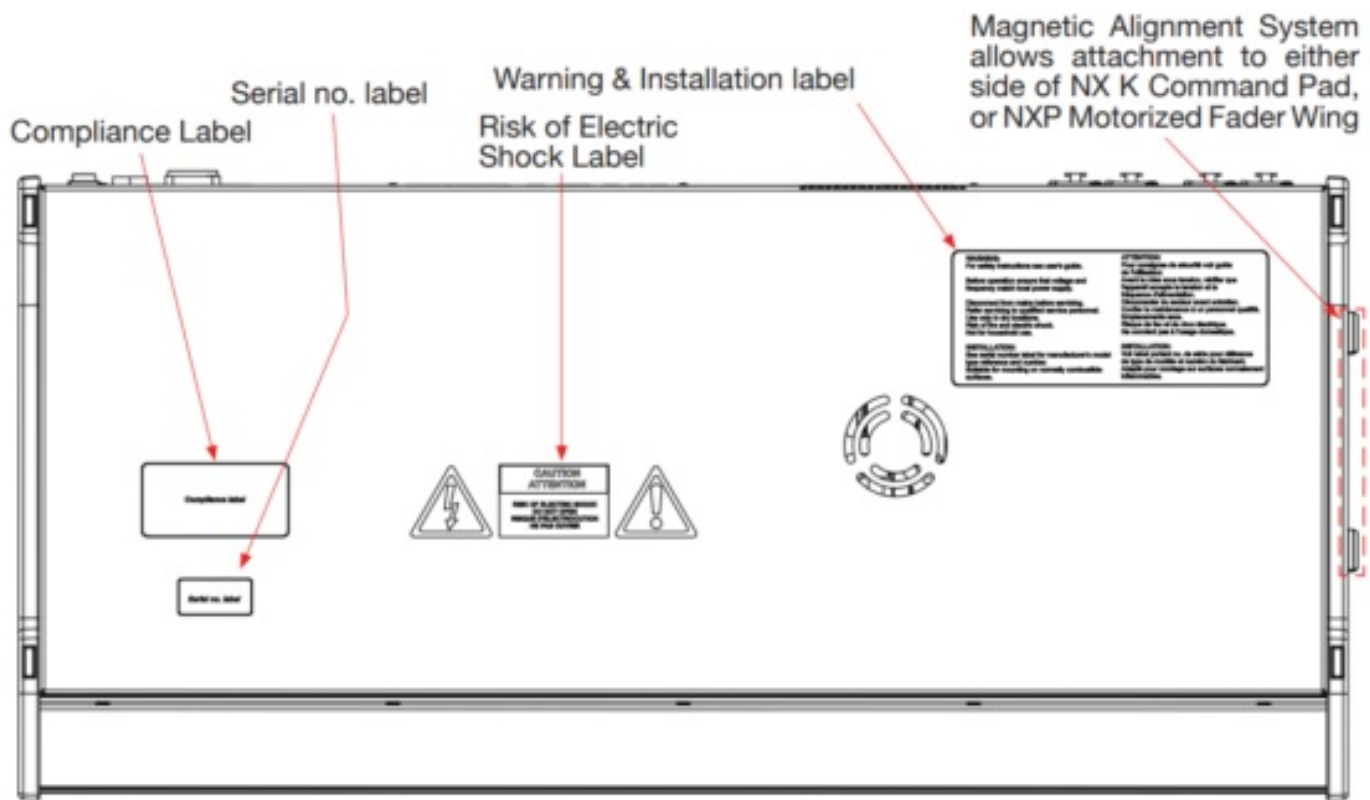


- 4x DMX / RDM Universe In/Out: 5pin locking XLR



CONTROL SURFACE & LABELS





MAINTENANCE

The Obsidian Control Systems NX1 is designed as a rugged, roadworthy device. The only required service is occasional cleaning. For other service-related concerns, please contact your Obsidian Control Systems dealer, or visit www.obsidiancontrol.com.

Any service that is not described in this guide must be carried out by a trained and qualified Obsidian Control Systems technician.

As any computer, the NX1 requires periodic cleaning. The schedule relies on the environment in which the controller is operated. An Obsidian Control Systems technician can provide recommendations if necessary.

Never spray cleaner directly onto the device surface; always spray into a lint-free cloth and wipe it clean. Consider using cleaning products designed for cellphone and tablet devices.



Important! Excessive dust, dirt, smoke, fluid build-up, and other materials can degrade the performance of the NX1 device, causing overheating and damage to the unit that is not covered by the warranty.

SPECIFICATIONS

Control Surface

- 10x 60 mm motorized playback faders, each with 4x function-assignable buttons
- 10x customizable playback or multi-function keys
- Playback Select button
- Master Go section with Go, Pause, Snap and Release
- 4x digital rotary encoders with push function and status LED for fixture parameter control

- Virtual Keypad control

Hardware

- Industrial 10.1" TFT 16:9 touchscreen (1920x1200px)
- 250 GB NVMe M.2 storage drive
- Industrial motherboard with Intel CPU
- Quiet thermal design using advanced copper heat pipe coolers
- 8 GB DDR4 RAM
- Integrated graphics processor
- Windows 10 IoT Embedded Operating System
- OS installation by USB 3.0 storage device
- Supports Windows USB touchscreens

Connections

- 4x DMX / RDM Universe In/Out: 5pin locking XLR
- External Display: 1x HDMI
- Network: 1x Gigabit RJ45 Ethernet for Art-Net, sACN and ONYX X-Net
- Storage and Peripherals: 4x USB 3.0, 1x USB 2.0
- Audio Out, Mic In: 2x 3.5mm Jack
- Desk Lamp: USB 5V
- IP65 Locking Power In

Physical

- Length: 298.5 mm (11.75 in.)
- Width: 636 mm (25 in.)
- Height: 71 mm (2.8 in.)
- Weight: 8.1kg (17.8 lbs.)

Electrical

- 100-240V 50/60 Hz, 104W

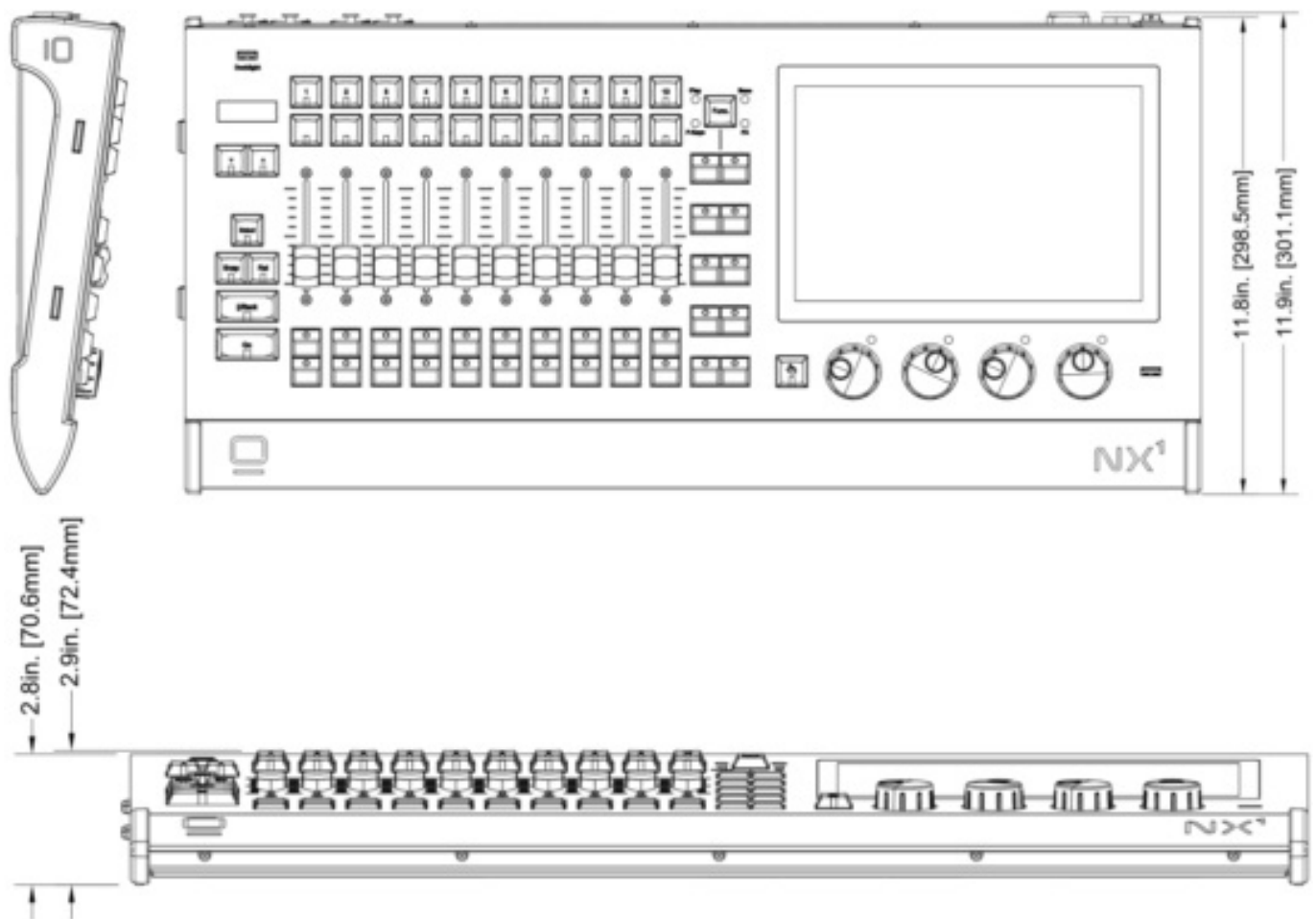
Included Items

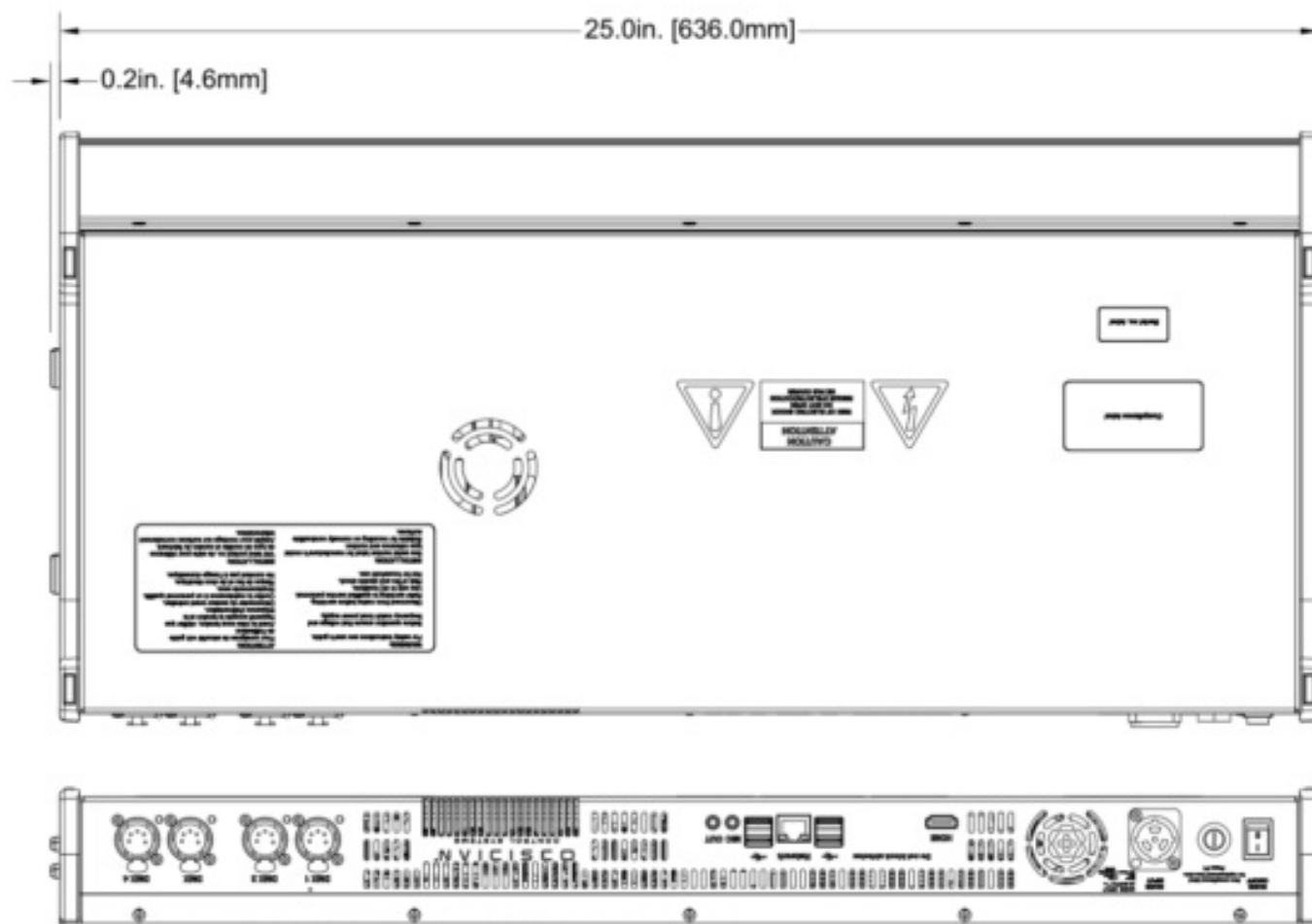
- LED USB desk lamp
- Dust Cover
- USB 3.0 recovery drive
- IP65 Locking power cable

SKU

- US #: NX1007
- EU #: 1330000074



DIMENSIONS






OBSIDIAN™

Documents / Resources

  <p>NX1 Installation Guide</p>	<p>OBSIDIAN NX1 Portable Lighting Control Solution [pdf] Installation Guide NX1, Portable Lighting Control Solution</p>
---	---

References

-  [Obsidian Control Systems](#)
-  [ONYX 4.8](#)
-  [Obsidian Control Systems](#)