




## NXT TECHNOLOGIES NX44901 Adjustable Standing Desktop Riser 26.7 in (67.8 cm) Instruction Manual

[Home](#) » [NXT TECHNOLOGIES](#) » NXT TECHNOLOGIES NX44901 Adjustable Standing Desktop Riser 26.7 in (67.8 cm) Instruction Manual 



### Contents

- [1 Adjustable Standing Desktop Riser 26.7 in \(67.8 cm\) NX44901 Instruction Manual](#)
- [2 EASY ASSEMBLY](#)
- [3 PRODUCTS THAT EMPOWER](#)
- [4 TECHNICAL DATA](#)
- [5 INCLUDED PARTS](#)
- [6 ASSEMBLY INSTRUCTIONS – STEP 1](#)
- [7 ASSEMBLY INSTRUCTIONS – STEP 2](#)
- [8 ASSEMBLY INSTRUCTIONS – STEP 3](#)
- [9 ASSEMBLY INSTRUCTIONS – STEP 4](#)
- [10 ASSEMBLY INSTRUCTIONS – STEP 5](#)
- [11 WARRANTY](#)
  - [11.1 INFORMATION ON COLOR VARIATIONS & FINISHES:](#)
  - [11.2 LIMITATIONS INVOLVING MATERIALS & COMPONENTS:](#)
  - [11.3 EXCLUSIONS:](#)
  - [11.4 TO OBTAIN SERVICE FROM THIS WARRANTY:](#)
  - [11.5 TO CONTACT CUSTOMER SERVICE:](#)
- [12 SAFETY INSTRUCTIONS](#)
- [13 Documents / Resources](#)
- [14 Related Posts](#)

# **Adjustable Standing Desktop Riser 26.7 in (67.8 cm) NX44901 Instruction Manual**



**PRODUCT SUPPORT 1-800-270-9165**

## **EASY ASSEMBLY**

We believe that simple is smart. So we provide logical, clear instructions with just the right amount of detail. That means you and your teams will be up and running in no time—with the tools you need to work better and smarter.

Our experts are always on hand to help—wherever and whenever you need.

Call our product support experts  
8.00am–8.00pm EST (Monday-Friday)  
1-800-270-9165

Call our in-home assembly experts  
9.00am–7.00pm EST (Monday-Friday)  
9.00am–5.00pm EST (Saturday)  
1-866-826-6622

## **PRODUCTS THAT EMPOWER**

With the quality you demand and the rigorous performance testing you expect, NXT Technologies™ products are made to last and impress. Designed to be high-functioning and adaptable to your ever-changing environment, we always make sure every item meets our highest standards—and yours—before we put our name on the box.

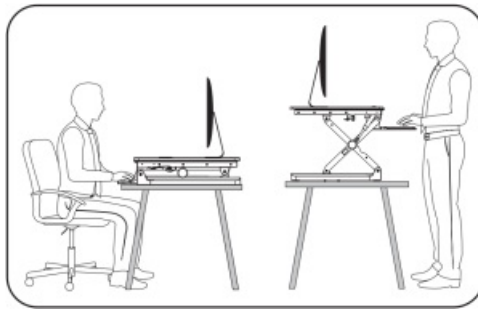
We'll continue to offer an ever-growing assortment of innovations to better meet your needs. From devices that improve ergonomics to tech accessories, we make products you can count on so you can stay focused on your next big idea.

## **TECHNICAL DATA**

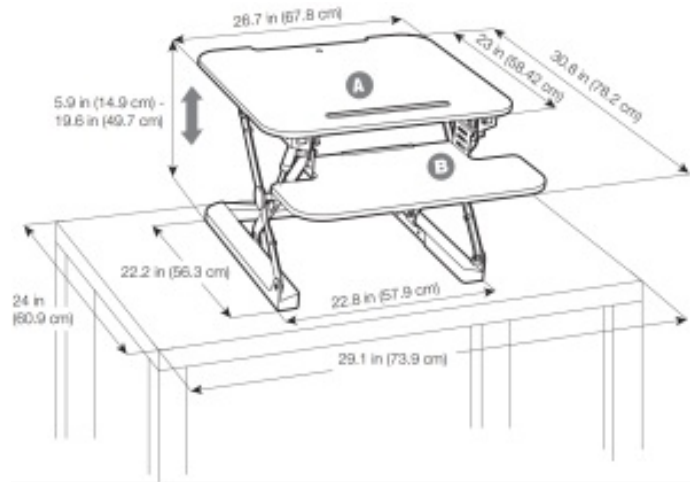


**CAUTION**

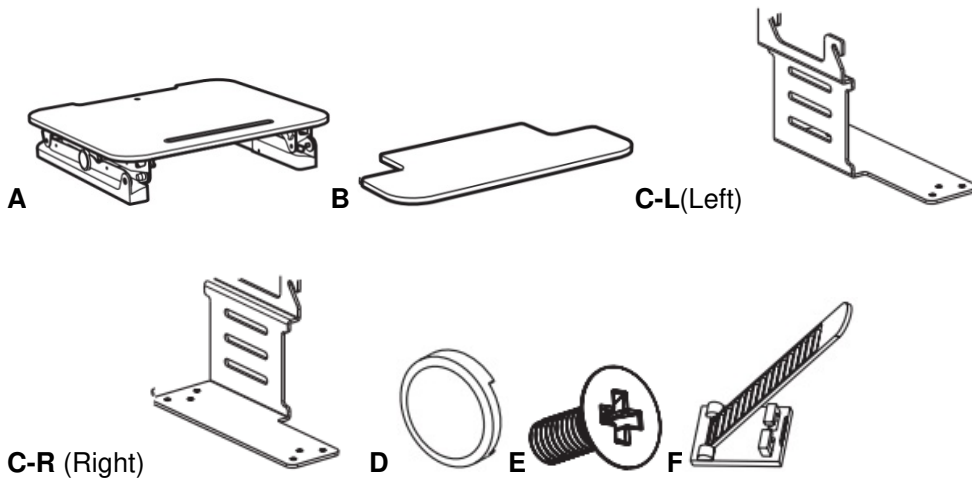
Please do not exceed the recommended weight capacity.



Weight Capacity:  
Part A is 33 lbs (14.9 kg)  
Part B is 4.4 lbs (1.9 kg)



## INCLUDED PARTS

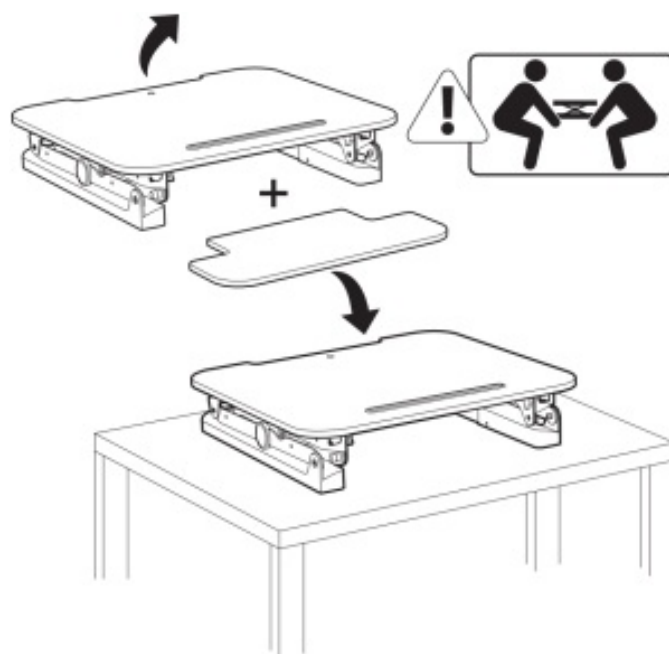


Tools NOT included:



## ASSEMBLY INSTRUCTIONS – STEP 1

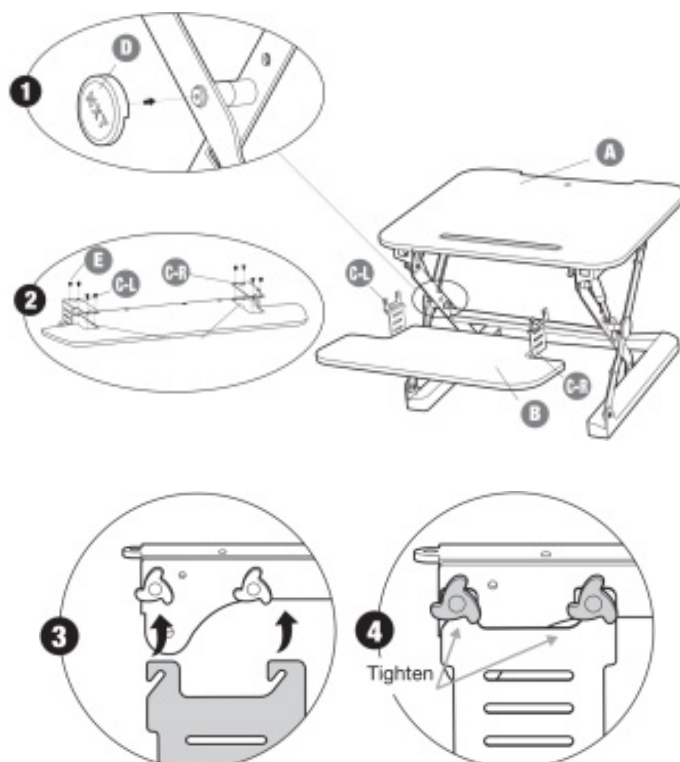
Please take the product out of the carton and place it on the table.



Please place the product properly based on the size of the unit.

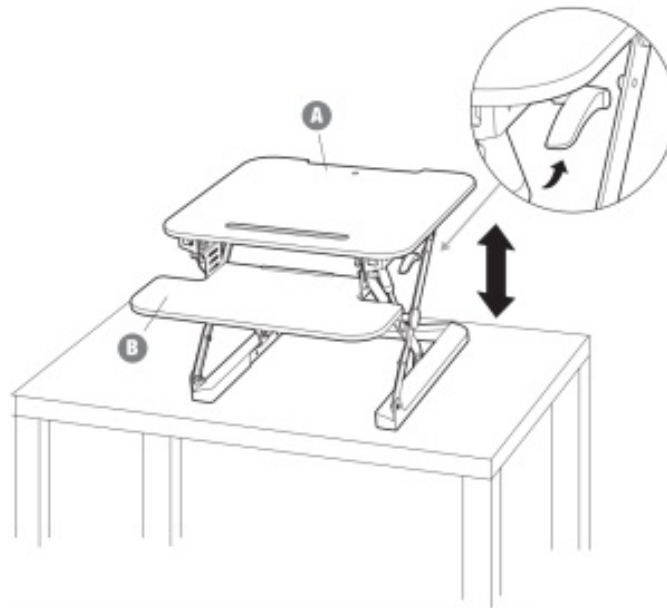
## ASSEMBLY INSTRUCTIONS – STEP 2

1. Attach decorative cover to the connecting arm. **1**
2. Connect and fix the junction plate and keyboard tray using 8 screws. **2**
3. Hang the junction plate on the knob assembled and then tighten the knob. **3 4**



## ASSEMBLY INSTRUCTIONS – STEP 3

1. Based on the actual usage, press the handle grip on the right side simultaneously, and adjust the workstation to the proper height.



**WARNING**

Please do not put hands near the supporting bars, as they change during adjusting.

## ASSEMBLY INSTRUCTIONS – STEP 4

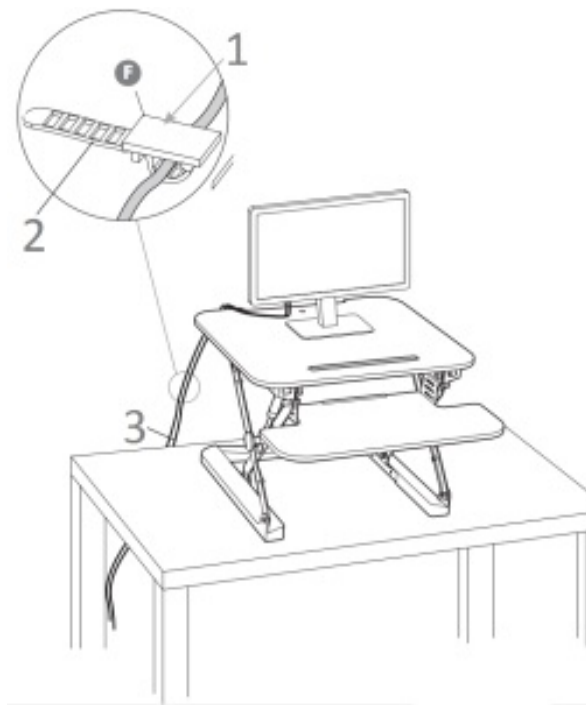
Please put the devices onto the top of the workstation.



**CAUTION**

Please make sure that all installed equipment is on the table and not sticking out over the edge.

## ASSEMBLY INSTRUCTIONS – STEP 5



1. Self-Adhesive surface to help nylon tie adhere to desktop for cable management.
2. Nylon ties
3. Cable



### CAUTION

Cable Management ties help make the cables tidy and clean. Please leave enough cable length for the height adjustment function.

## WARRANTY

Thank you for purchasing a NXT Technologies™ Product. We promise to repair or replace any NXT Technologies product or component that may have any defects in material or workmanship for as long as you, the original purchaser, own it. This warranty is subject to the provisions below. NXT Technologies' sole obligation and purchasers' exclusive remedy pursuant to these warranties are limited to replacement at NXT Technologies sole discretion. There are no other warranties except as expressly set forth below, either expressed or implied, including any warranty of merchantability for any particular purpose. The word defects in this warranty is defined as imperfections that impair the service, function or effectiveness of the product.

**THREE YEAR:** Gas Lift.

**FIVE YEAR:** Glides, casters and user-adjustable work surface mechanisms, laminates, veneer finishes, metal frame and other materials which cover your NXT Technologies product.

### INFORMATION ON COLOR VARIATIONS & FINISHES:

Some natural variations occurring in wood, or other natural materials are inherent to their character, and thus can

not be avoided. Therefore they are not considered to be defects. NXT Technologies does not warrant the color-fastness or matching of colors, grains, textures or other such materials. Customers' own materials selected by and used at the request of a user is therefore not warranted by NXT Technologies.

#### **LIMITATIONS INVOLVING MATERIALS & COMPONENTS:**

The materials and all components listed below are covered according to the following schedule from the date of sale to the original purchaser.

#### **EXCLUSIONS:**

This warranty does not apply to: damage caused by the carrier, modifications to the product, or attachments to the product not approved by NXT Technologies, non-standard materials selected by and used at the request of a user, and products that were not installed, used or maintained in accordance with product instructions and warnings. Nor shall NXT Technologies have any responsibility for incidental or consequential damages resulting from the breach of this Warranty, including but not limited to inconvenience, rental or purchase of replacement products, loss of profits or commercial loss. Some states or provinces do not allow the exclusion or limitation of incidental or consequential damages so the above limitation or exclusion may not apply to you. This warranty gives you specific legal rights and you may also have other rights, which may vary from state to state or province to province. This warranty applies only to products sold within the United States of America and the Commonwealth of Canada.

#### **TO OBTAIN SERVICE FROM THIS WARRANTY:**

- A. Please contact us within 30 days (unless otherwise noted by the Dealer) of discovery of the defect. Prepare to confirm that you are the original purchaser of the product and provide necessary product information, such as serial number(s)/UPC number(s) from the product in question.
- B. NXT Technologies will gather all the pertinent information required regarding your claim(s), inspect the product and thus contact a NXT Technologies Customer Service Representative.
- C. If NXT Technologies confirms that the product in review is eligible under the warranty conditions as stated above, the customer service representative or another representative of the Company will determine whether to provide replacement parts or authorize other arrangements at the sole discretion of the vendor NXT Technologies. No assembly/labor is included in this warranty.

#### **TO CONTACT CUSTOMER SERVICE:**

Our knowledgeable Service Representatives are ready to assist you in the case this warranty applies to you. Please be prepared to explain the defect in detail, model/style number, date and location of purchase, your name, address, phone number and have your original sales receipt. Please contact us MondayFriday (except all major holidays) at: 1-800-270-9165 from 8:00 am to 8:00 pm EST.

Patent  
EU 000656616-0001  
Canada 118893

#### **SAFETY INSTRUCTIONS**



**CAUTION**



### **WARNING**

#### **Hands Pinching**

Please do not place your hand near the scissor lift. The scissor lift angle will change when lifting or lowering the desktop and it may hurt your hands.

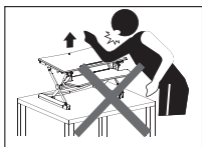
Please do not put your hands near the supporting bars as the angle will change during height adjustment and may hurt your hands.



Please make sure to install all equipment on a level surface.



Cable management tie helps to organize cables. Please leave enough cord length to adjust with the height of the desktop. Failure to do so may result in damage to corded device.



Please adjust desktop to the highest position and then remove equipment to avoid harm or damage.



Please move unit with two people.

# **NXT**

**TECHNOLOGIES™**

**PRODUCT SUPPORT 1-800-270-9165**

**Documents / Resources**





[NXT TECHNOLOGIES NX44901 Adjustable Standing Desktop Riser 26.7 in \(67.8 cm\)](#) [pdf]

Instruction Manual

NX44901, Adjustable Standing Desktop Riser 26.7 in 67.8 cm