



NXP UM11588 FRDM-K22F-AGMP03 Sensor Toolbox Development Kit User Manual

[Home](#) » [NXP](#) » NXP UM11588 FRDM-K22F-AGMP03 Sensor Toolbox Development Kit User Manual 

NXP UM11588 FRDM-K22F-AGMP03 Sensor Toolbox Development Kit User Manual



Contents

- [1 Introduction](#)
- [2 Getting started](#)
- [3 Getting to know the hardware](#)
- [4 Features](#)
- [5 References](#)
- [6 Legal information](#)
- [7 Documents / Resources](#)
 - [7.1 References](#)
- [8 Related Posts](#)

Introduction

Finding kit resources and information on the NXP website

NXP Semiconductors provides online resources for this evaluation board and its supported device(s) on the sensors evaluation boards page.

The information page for the FRDM-K22F-AGMP03 sensor toolbox development kit is available at www.nxp.com/FRDM-K22F-AGMP03. The information page provides overview information, documentation, software and tools, ordering information and a Getting Started tab. The Getting Started tab provides quick-reference information applicable to using the FRDM-K22F-AGMP03 development kit, including the downloadable assets referenced in this document.

Collaborate in the NXP Sensors Community

The NXP Sensors Community is for sharing ideas and tips, asking and answering technical questions, and receiving input on just about any topics related to NXP sensors.

NXP Sensors Community is at <https://community.nxp.com/t5/Sensors/bd-p/sensors>

Getting started

Kit contents

The FRDM-K22F-AGMP03 sensor toolbox development kit include:

- FRDM-STBC-AGMP03: multi-sensor shield board
- FRDM-K22F: MCU board
- USB cable
- Quick Start Guide

Developer resources

In addition to the kit, the following developer resources are recommended to jump-start your evaluation or development using FRDM-K22F-AGMP03 board:

- Get Started with IoT Sensing SDK
- Get Started with STB-CE
- Get Started with FreeMASTER-Sensor-Tool

Getting to know the hardware

General description

The FRDM-K22F-AGMP03 is combination of a multi-sensor add-on/companion shield board (FRDM-STBC-AGMP03) with accelerometer, magnetometer, gyroscope and pressure-sensing capabilities and a FRDM MCU (FRDM-K22F) board.

The multi-sensor shield board include the following sensor parts:

- FXLS8962AF: 3-axis digital accelerometer
- MPL3115: digital pressure/altimeter sensor
- FXAS21002C: 3-axis digital angular rate gyroscope (no longer manufactured)
- MAG3110: 3-axis digital magnetometer (no longer manufactured)

The FRDM-K22F-AGMP03 board enables quick customer evaluation of FXLS896xAF using sensor toolbox enablement SW and tools.

Refer to section 2.3 of the FRDM-K22F-AGMP03 Getting Started document to get more details on board components.

Features

- Sensor toolbox development kit with a variety of sensors and compatible software tools for NXP's 10-axis sensor solution
- Sensor evaluation and development kit for FXLS896xAF
- Enables quick sensor evaluation and helps accelerate quick prototyping and development using NXP sensors
- Compatible with Arduino® and most NXP Freedom development boards
- Allows evaluation of current consumption and pin voltage characteristics
- Supports I2C and SPI communication interface with host MCU
- Supports hardware configurability to switch between accelerometer mode (normal vs. motion detect) and I2C/SPI interface mode
- Has multiple test points on the board

Board functions

The combination of a multi-sensor shield development board and a freedom development MCU board enables a complete solution for quick sensor evaluation, prototyping and development using a sensor toolbox development ecosystem.

The FRDM-STBC-AGMP03 has been designed to be fully Arduino I/O header compatible and optimized for the operating conditions. The FRDM-STBC-AGMP03 sensor shield board gets powered up by a FRDM-K22F MCU board by stacking the shield board on top of the MCU board using the Arduino I/O headers. See Figure 1. The FRDM-K22FAGMP03 gets power by connecting the Sensor Demonstration Kit to the PC via the USB cable. Plug the cable in the OpenSDA USB port on the board and the USB connector on the PC.



The FRDM-STBC-AGMP03 helps accelerate sensor evaluation by using the STB-CE and FreeMASTER-Sensor-Tool software tools. This combination of hardware and software enables end users to move through each phase of product development quickly and increase ease-of-use.

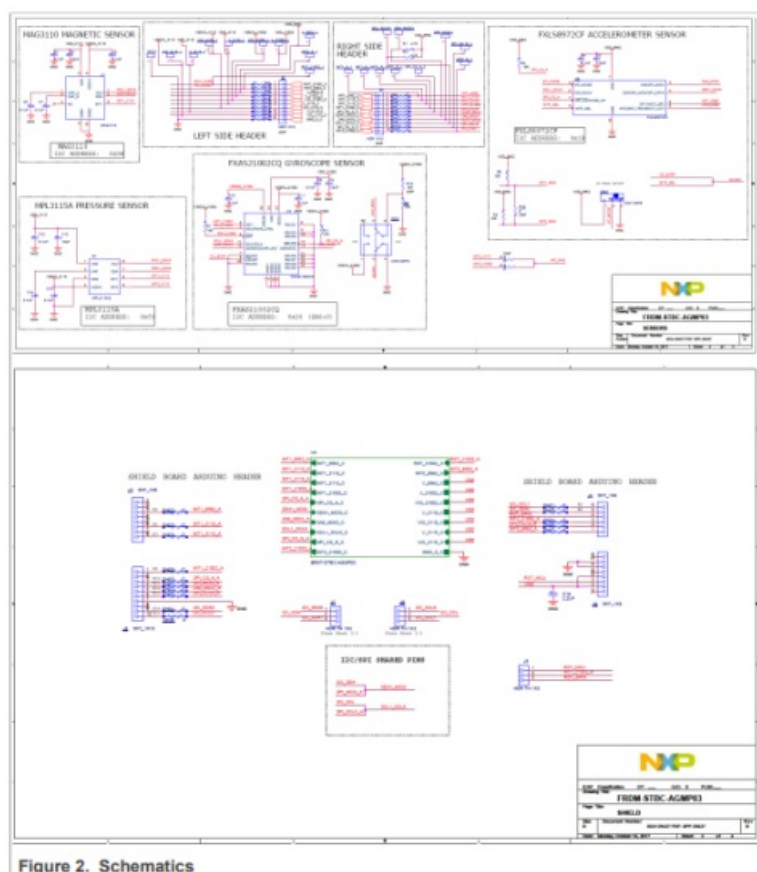
Featured components

The FRDM-K22F-AGMP03 sensor toolbox development kit features the following components:

- FXLS8962AF: 3-axis digital accelerometer
- MPL3115: digital pressure/altimeter sensor
- FXAS21002C: 3-axis digital angular rate gyroscope (no longer manufactured)
- MAG3110: 3-axis digital magnetometer (no longer manufactured)

Schematics

The design files for the FRDM-STBC-AGMP03 sensor shield board are available at the FRDM-K22F-AGMP03 boards page in the Design Resources section. A snapshot of the schematic is provided in Figure 2:



References

1. Sensor Evaluation Boards
Sensor Toolbox Development Kits
<https://www.nxp.com/design/sensor-developer-resources/sensor-toolbox-sensordevelopment-ecosystem/evaluation-boards:SNSTOOLBOX>
2. IoT Sensing SDK: framework enabling embedded development using sensors
ISSDK
<https://www.nxp.com/design/software/development-software/sensor-toolbox-sensordevelopment-ecosystem/iot-sensing-software-development-kit-issdk-embeddedsoftware-framework:IOT-SENSING-SDK>
3. FreeMASTER-Sensor Tool
Sensor evaluation and application development software
<https://www.nxp.com/design/software/development-software/sensor-toolboxsensor-development-ecosystem/freemaster-sensor-tool-for-iot-industrial-medicalsensors:FREEMASTER-SENSOR-TOOL>
4. STB-CE
Sensors visualization and evaluation software
<https://www.nxp.com/design/sensor-developer-resources/sensor-toolbox-sensordevelopment-ecosystem/evaluation-boards:SNSTOOLBOX>

Revision history

Rev	Date	Description
1.0	20210324	Initial version

Legal information

Definitions

Draft — A draft status on a document indicates that the content is still under internal review and subject to formal approval, which may result in modifications or additions. NXP Semiconductors does not give any representations or warranties as to the accuracy or completeness of information included in a draft version of a document and shall have no liability for the consequences of use of such information.

Disclaimers

Limited warranty and liability — Information in this document is believed to be accurate and reliable. However, NXP Semiconductors does not give any representations or warranties, expressed or implied, as to the accuracy or completeness of such information and shall have no liability for the consequences of use of such information. NXP Semiconductors takes no responsibility for the content in this document if provided by an information source outside of NXP Semiconductors. In no event shall NXP Semiconductors be liable for any indirect, incidental, punitive, special or consequential damages (including – without limitation – lost profits, lost savings, business interruption, costs related to the removal or replacement of any products or rework charges) whether or not such damages are based on tort (including negligence), warranty, breach of contract or any other legal theory. Notwithstanding any damages that customer might incur for any reason whatsoever, NXP Semiconductors' aggregate and cumulative liability towards customer for the products described herein shall be limited in accordance with the Terms and conditions of commercial sale of NXP Semiconductors.

Right to make changes — NXP Semiconductors reserves the right to make changes to information published in this document, including without limitation specifications and product descriptions, at any time and without notice. This document supersedes and replaces all information supplied prior to the publication hereof.

Suitability for use — NXP Semiconductors products are not designed, authorized or warranted to be suitable for use in life support, life-critical or safety-critical systems or equipment, nor in applications where failure or malfunction of an NXP Semiconductors product can reasonably be expected to result in personal injury, death or severe property or environmental damage. NXP Semiconductors and its suppliers accept no liability for inclusion and/or use of NXP Semiconductors products in such equipment or applications and therefore such inclusion and/or use is at the customer's own risk.

Applications — Applications that are described herein for any of these products are for illustrative purposes only. NXP Semiconductors makes no representation or warranty that such applications will be suitable for the specified use without further testing or modification. Customers are responsible for the design and operation of their applications and products using NXP Semiconductors products, and NXP Semiconductors accepts no liability for any assistance with applications or customer product design. It is customer's sole responsibility to determine whether the NXP Semiconductors product is suitable and fit for the customer's applications and products planned, as well as for the planned application and use of customer's third party customer(s). Customers should provide appropriate design and operating safeguards to minimize the risks associated with their applications and products. NXP Semiconductors does not accept any liability related to any default, damage, costs or problem which is based on any weakness or default in the customer's applications or products, or the application or use by customer's third party customer(s). Customer is responsible for doing all necessary testing for the customer's applications and products using NXP Semiconductors products in order to avoid a default of the applications and the products or of the application or use by customer's third party customer(s). NXP does not accept any liability in this respect.

Export control — This document as well as the item(s) described herein may be subject to export control regulations. Export might require a prior authorization from competent authorities.

Evaluation products — This product is provided on an “as is” and “with all faults” basis for evaluation purposes only. NXP Semiconductors, its affiliates and their suppliers expressly disclaim all warranties, whether express, implied or statutory, including but not limited to the implied warranties of non-infringement, merchantability and fitness for a particular purpose. The entire risk as to the quality, or arising out of the use or performance, of this product remains with customer. In no event shall NXP Semiconductors, its affiliates or their suppliers be liable to customer for any special, indirect, consequential, punitive or incidental damages (including without limitation damages for loss of business, business interruption, loss of use, loss of data or information, and the like) arising out the use of or inability to use the product, whether or not based on tort (including negligence), strict liability, breach of contract, breach of warranty or any other theory, even if advised of the possibility of such damages. Notwithstanding any damages that customer might incur for any reason whatsoever (including without limitation, all damages referenced above and all direct or general damages), the entire liability of NXP Semiconductors, its affiliates and their suppliers and customer’s exclusive remedy for all of the foregoing shall be limited to actual damages incurred by customer based on reasonable reliance up to the greater of the amount actually paid by customer for the product or five dollars (US\$5.00). The foregoing limitations, exclusions and disclaimers shall apply to the maximum extent permitted by applicable law, even if any remedy fails of its essential purpose.

Translations — A non-English (translated) version of a document is for reference only. The English version shall prevail in case of any discrepancy between the translated and English versions.

Security — Customer understands that all NXP products may be subject to unidentified or documented vulnerabilities. Customer is responsible for the design and operation of its applications and products throughout their lifecycles to reduce the effect of these vulnerabilities on customer’s applications and products. Customer’s responsibility also extends to other open and/or proprietary technologies supported by NXP products for use in customer’s applications. NXP accepts no liability for any vulnerability. Customer should regularly check security updates from NXP and follow up appropriately. Customer shall select products with security features that best meet rules, regulations, and standards of the intended application and make the ultimate design decisions regarding its products and is solely responsible for compliance with all legal, regulatory, and security related requirements concerning its products, regardless of any information or support that may be provided by NXP. NXP has a Product Security Incident Response Team (PSIRT) (reachable at PSIRT@nxp.com) that manages the investigation, reporting, and solution release to security vulnerabilities of NXP products.

Trademarks

Notice: All referenced brands, product names, service names and trademarks are the property of their respective owners.

NXP — wordmark and logo are trademarks of NXP B.V.

Please be aware that important notices concerning this document and the product(s) described herein, have been included in section ‘Legal information’.

© NXP B.V. 2021.

All rights reserved.

For more information, please visit: <http://www.nxp.com>

For sales office addresses, please send an email to: salesaddresses@nxp.com

Documents / Resources



[NXP UM11588 FRDM-K22F-AGMP03 Sensor Toolbox Development Kit](#) [pdf] User Manual
UM11588, FRDM-K22F-AGMP03 Sensor Toolbox Development Kit



References

- [NXP® Semiconductors Official Site | NXP Semiconductors](#)
- [Sensor Toolbox Development Board for FXLS8962AF | NXP Semiconductors](#)
- [Sensors - NXP Community](#)

Manuals+.