



NXP Model Based Design Toolbox for HCP Instructions

[Home](#) » [NXP](#) » NXP Model Based Design Toolbox for HCP Instructions 

Contents

- [1 Model Based Design Toolbox for HCP](#)
- [2 Main Features](#)
- [3 HCP MCU Support](#)
 - [3.1 Packages & Derivatives](#)
 - [3.2 Functions](#)
- [4 Model-Based Design Toolbox Features](#)
 - [4.1 HCP Simulation modes](#)
 - [4.2 HCP Example Library](#)
- [5 Prerequisites](#)
 - [5.1 MATLAB Releases and OSes Supported](#)
 - [5.2 Build Toolchain Support](#)
- [6 Known Limitations](#)
- [7 Support Information](#)
- [8 Documents / Resources](#)
 - [8.1 References](#)
- [9 Related Posts](#)



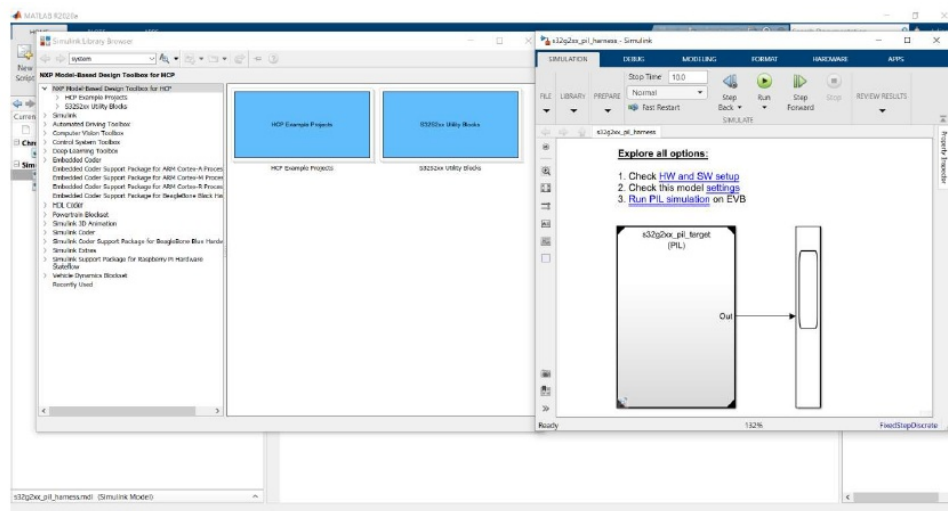
Model Based Design Toolbox for HCP



Main Features

The NXP's Model-Based Design Toolbox for HCP version 1.2.0 is designed to support S32S2xx, S32R4x and S32G2xx MCUs into MATLAB/Simulink environment, allowing users to:

- Design applications using Model-Based Design methodologies;
- Simulate and Test Simulink models for S32S, S32R and S32G MCUs before deploying the models to the hardware targets;
- Generate the application code automatically without any needs for hand coding C/ASM
- Deployment of the application directly from MATLAB/Simulink to the NXP evaluation boards



The main features and functionalities supported in v1.2.0 RFP release are:

- Support for S32S247TV MCU and the GreenBox II Development Platform
- Support for S32G274A MCU and the GoldBox Development Platform (S32G-VNP-RDB2 Reference Design Board)
- Support for S32R41 MCU with Development Board (X-S32R41-EVB)
- Compatible with MATLAB releases R2020a – R2022b
- Fully integrated with Simulink Toolchain
- Includes an Example library that covers:
 - Software-in-Loop, Processor-in-Loop
 - For more details about each of the topics highlighted above please refer to the following chapters.

HCP MCU Support

Packages & Derivatives

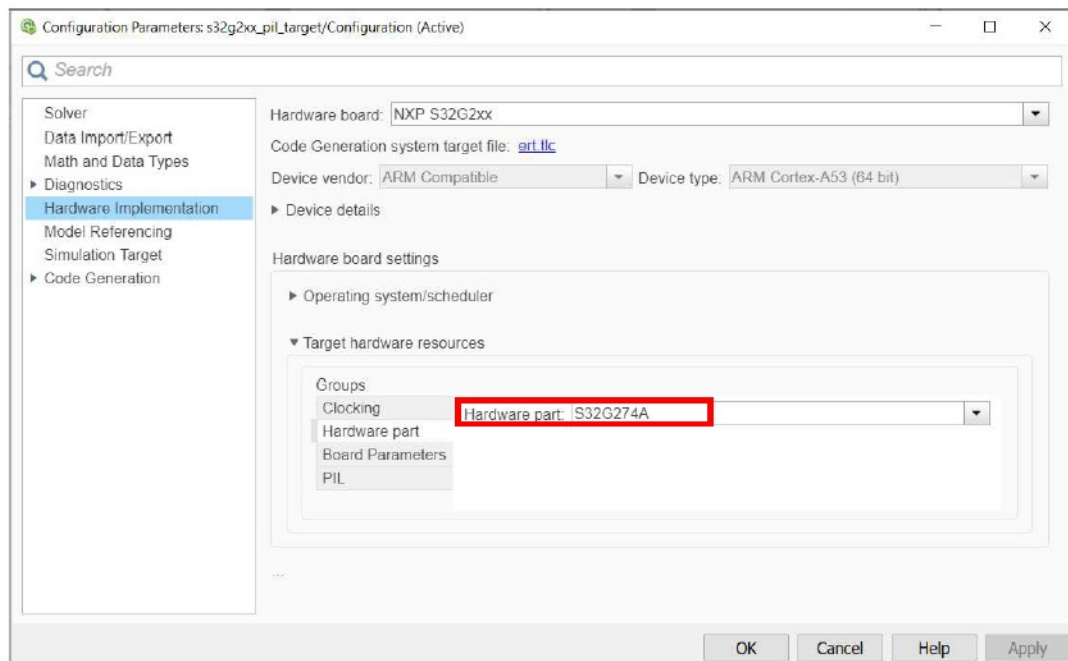
The Model-Based Design Toolbox for HCP version 1.2.0 supports:

Model-Based Design Toolbox for HCP

Release Notes

- S32S2xx MCU Packages:
 - S32S247TV
- S32G2xx MCU Packages:
 - S32G274A
- S32R4x MCU Packages:
 - S32R41

The configurations can be easily changed for each Simulink model from the Configuration Parameters menu:

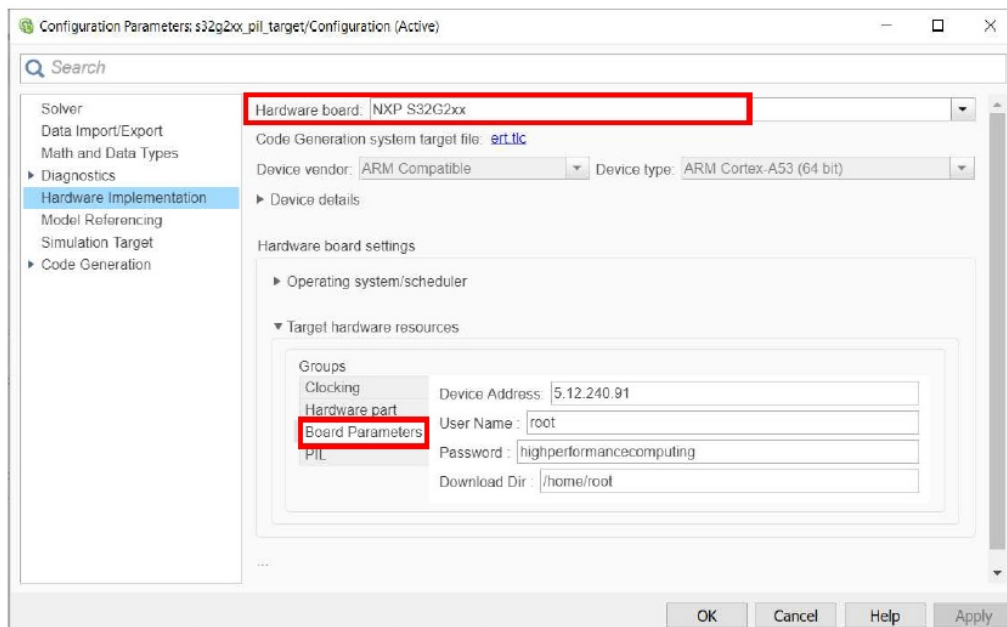


Functions

The Model-Based Design Toolbox for HCP version 1.2.0 supports the following functions:

- Memory read/write
- Register read/write
- Profiler

The default configuration supported by the toolbox is available inside the Target Hardware Resources panels:



From this panel, the user can update the model Board Parameters like device address, user name, password, and download folder.

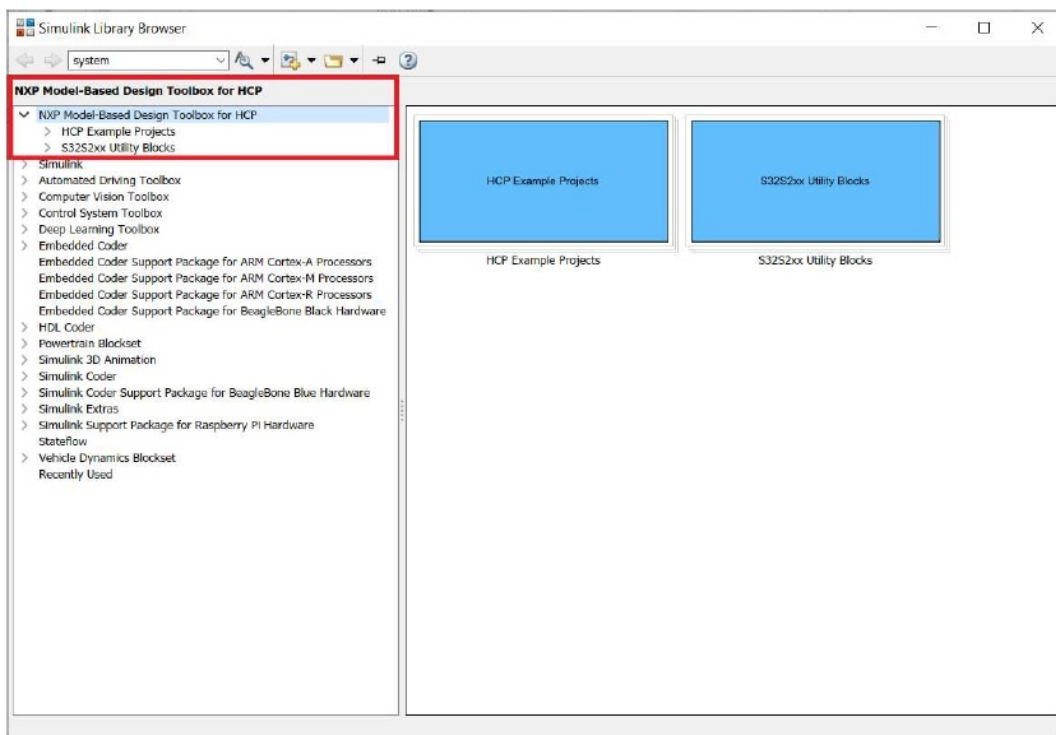
The Model-Based Design Toolbox for HCP version 1.2.0 has been tested using the official NXP Green Box II Development Platform for S32S2xx, NXP Gold Box Development Platform for S32G2xx and X-S32R41-EVB Development Board for S32R41.

Model-Based Design Toolbox Features

The Model-Based Design Toolbox for HCP version 1.2.0 is delivered with complete HCP MCUs Simulink Block Library as shown below.

There are two main categories:

- HCP Example Projects
- S32S2xx Utility Blocks



HCP Simulation modes

The toolbox provides support for the following Simulation modes:

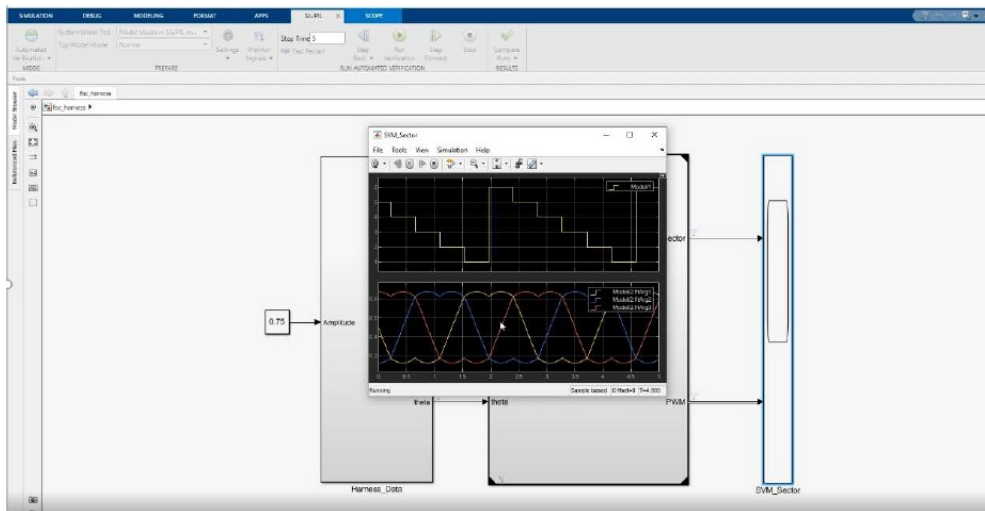
- Software-in-Loop (SIL)
- Processor-in-Loop (PIL)

Software-in-Loop

A SIL simulation compiles and runs the generated code on the user's development computer. One can use such a simulation to detect early defects and fix them.

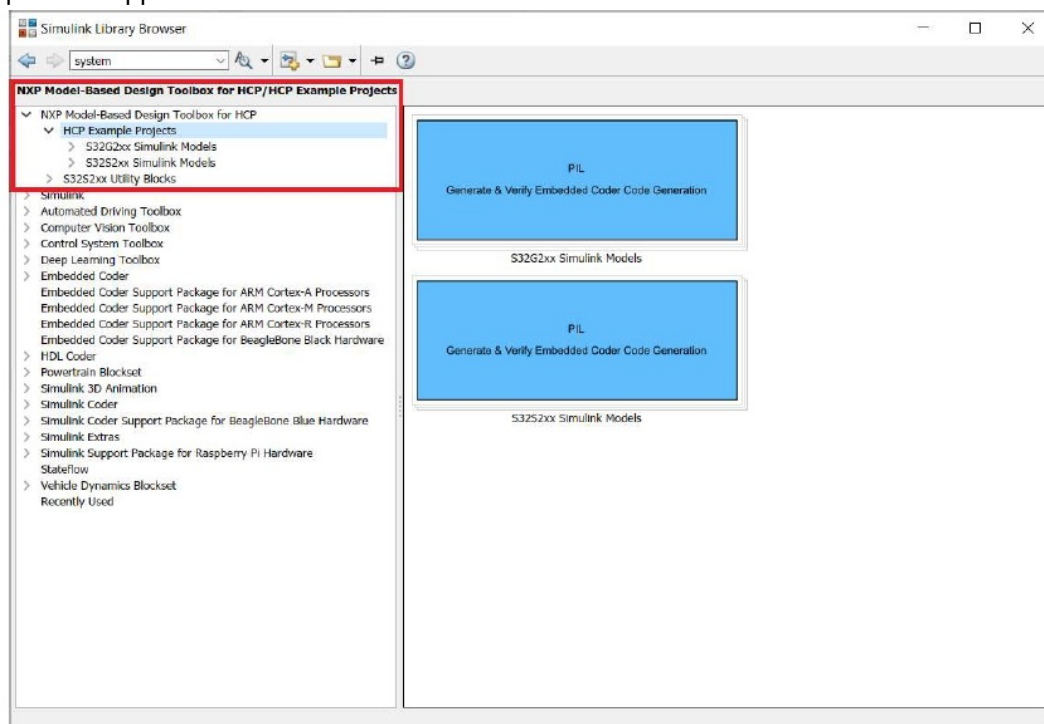
Processor-in-loop

In a PIL simulation, the generated code runs on the target hardware. The results of the PIL simulation are transferred to Simulink to verify the numerical equivalence of the simulation and the code generation results. The PIL verification process is a crucial part of the design cycle to ensure that the behavior of the deployment code matches the design.



HCP Example Library

The Examples Library represents a collection of Simulink models that let you test different MCU on-chip modules and run complex PIL applications.



The Simulink models shown as examples are enhanced with a comprehensive description to help users better understand the functionality that is exercised, hardware setup instructions whenever are necessary, and a result validation section.

The examples are also available from the MATLAB help page.

Prerequisites

MATLAB Releases and OSes Supported

This toolbox is developed and tested to supports the following MATLAB releases:

- R2020a;
- R2020b;
- R2021a;
- R2021b;
- R2022a;
- R2022b

For a flowless development experience the minimum recommended PC platform is:

- Windows® OS or Ubuntu OS: any x64 processor
- At least 4 GB of RAM
- At least 6 GB of free disk space.
- Internet connectivity for web downloads.

Operating System Supported

	SP Level	64-bit
Windows 7	SP1	X
Windows 10		X
Ubuntu 21.10		X

Build Toolchain Support

The following compilers are supported:

MCU Family	Compiler Supported	Release Version
S32S2xx	GCC for ARM Embedded Processors	V9.2
S32G2xx	GCC for ARM Embedded Processors	V10.2
S32R4x	GCC for ARM Embedded Processors	V9.2

The target compiler for the Model-Based Design Toolbox needs to be configured.

The Model-Based Design Toolbox uses the Toolchain mechanism exposed by the Simulink to enable automatic code generation with Embedded and Simulink Coder toolbox. By default, the toolchain is configured for the MATLAB R2020a – R2022b releases. For any other MATLAB release, the user needs to execute a toolbox m-script to generate the appropriate settings for his/her installation environment.

This is done by changing the MATLAB Current Directory to the toolbox installation directory (e.g.: ..\MATLAB\Add-Ons\Toolboxes\NXP_MBDToolbox_HCP\) and running the “mbd_hcp_path.m” script.

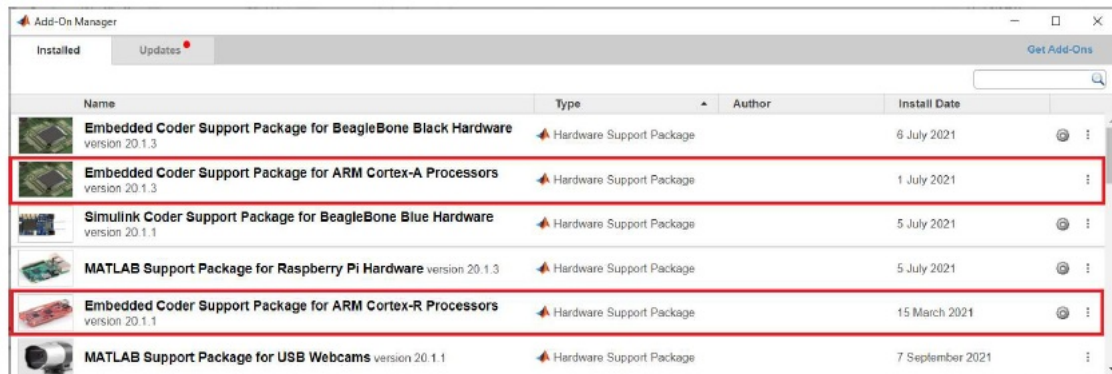
mbd_hcp_path

Treating 'C[...]\NXP_MBDToolbox_HCP' as MBD Toolbox installation root. MBD Toolbox path prepended.

Registering the toolchain ...

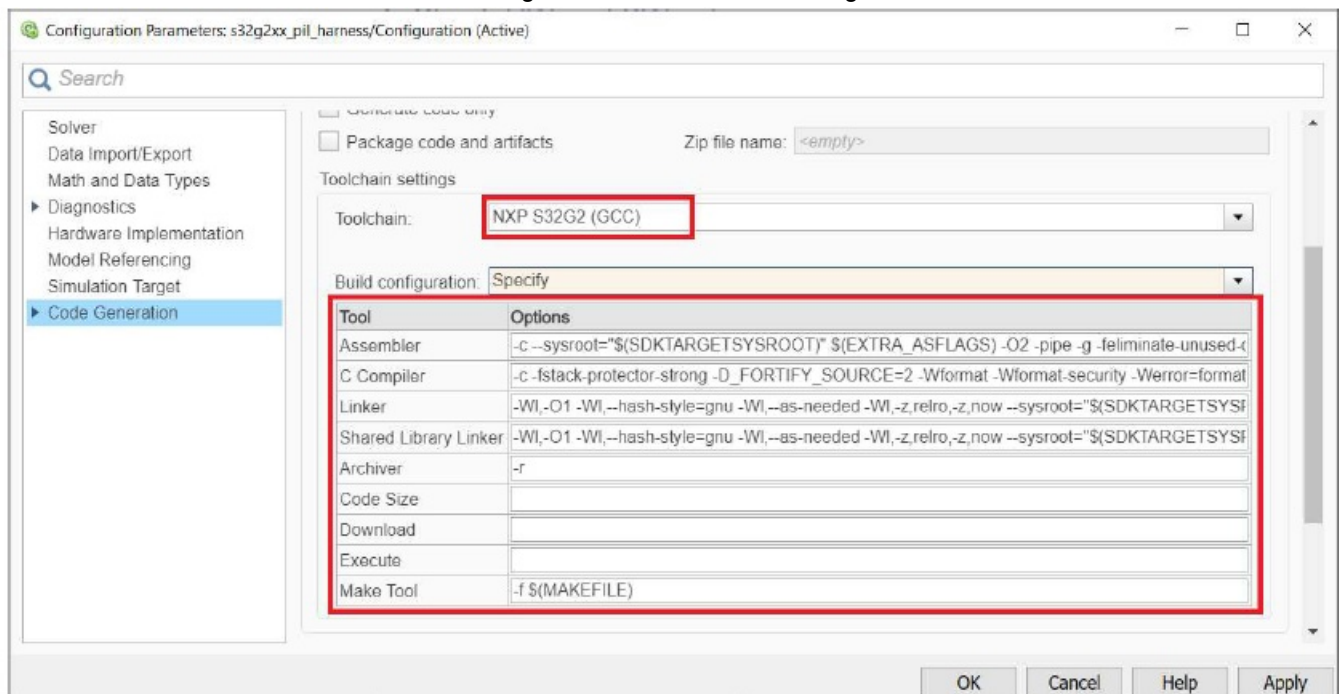
Successful.

This mechanism requires users to install the Embedded Coder Support Package for ARM Cortex-A Processor and Embedded Coder Support Package for ARM Cortex-R Processor as a prerequisite.



The "mbd_hcp_path.m" script verifies the user setup dependencies and will issue instructions for a successful installation and configuration of the toolbox.

The toolchain can be further enhanced using the Simulink Model Configuration Parameters menu:



Known Limitations

The list of know limitations can be found the readme.txt file that is delivered with the toolbox and can be consulted in the MATLAB Add-on installation folder of the Model-Based Design Toolbox for HCP.

Support Information

For technical support please sign on to the following NXP's Model-Based Design Toolbox Community:

<https://community.nxp.com/t5/NXP-Model-Based-Design-Tools/bd-p/mbdt>

How to Reach Us:

Home Page:

www.nxp.com

Web Support: www.nxp.com/support

Information in this document is provided solely to enable system and software implementers to use NXP Semiconductor products. There are no express or implied copyright licenses granted hereunder to design or fabricate any integrated circuits or integrated circuits based on the information in this document.

NXP Semiconductor reserves the right to make changes without further notice to any products herein. NXP

Semiconductor makes no warranty, representation or guarantee regarding the suitability of its products for any particular purpose, nor does Freescale Semiconductor assume any liability arising out of the application or use of any product or circuit, and specifically disclaims any and all liability, including without limitation consequential or incidental damages. “Typical” parameters that may be provided in NXP Semiconductor data sheets and/or specifications can and do vary in different applications and actual performance may vary over time. All operating parameters, including “Typicals”, must be validated for each customer application by customer’s technical experts. NXP Semiconductor does not convey any license under its patent rights nor the rights of others. NXP Semiconductor products are not designed, intended, or authorized for use as components in systems intended for surgical implant into the body, or other applications intended to support or sustain life, or for any other application in which the failure of the NXP Semiconductor product could create a situation where personal injury or death may occur. Should Buyer purchase or use NXP Semiconductor products for any such unintended or unauthorized application, Buyer shall indemnify and hold NXP Semiconductor and its officers, employees, subsidiaries, affiliates, and distributors harmless against all claims, costs, damages, and expenses, and reasonable attorney fees arising out of, directly or indirectly, any claim of personal injury or death associated with such unintended or unauthorized use, even if such claim alleges that NXP Semiconductor was negligent regarding the design or manufacture of the part.

MATLAB, Simulink, Stateflow, Handle Graphics, and Real-Time Workshop are registered trademarks, and TargetBox is a trademark of The MathWorks, Inc.


Microsoft and .NET Framework are trademarks of Microsoft Corporation.

Flexera Software, FlexIm, and FlexNet Publisher are registered trademarks or trademarks of Flexera Software, Inc. and/or InstallShield Co. Inc. in the United States of America and/or other countries.

NXP, the NXP logo, CodeWarrior and ColdFire are trademarks of NXP Semiconductor, Inc., Reg. U.S. Pat. & Tm. Off. Flexis and Processor Expert are trademarks of NXP Semiconductor, Inc. All other product or service names are the property of their respective owners

©2021 NXP Semiconductors. All rights reserved.

Documents / Resources

	<p>NXP Model Based Design Toolbox for HCP [pdf] Instructions</p> <p>Model Based Design Toolbox for HCP, Model Based Design Toolbox, Design Toolbox, Toolbox</p>
---	---

References

- [NXP® Semiconductors Official Site | NXP Semiconductors](#)
- [Support | NXP Semiconductors](#)
- [Model-Based Design Toolbox \(MBDT\) - NXP Community](#)