



NXP Semiconductors FXLS8961AF FRDM-STBA-A8961 Sensor Toolbox Development Board Installation Guide


[Home](#) » [NXP Semiconductors](#) » NXP Semiconductors FXLS8961AF FRDM-STBA-A8961 Sensor Toolbox Development Board Installation Guide 

Contents

- [1 NXP Semiconductors FXLS8961AF FRDM-STBA-A8961 Sensor Toolbox Development Board](#)
- [2 FRDM-STBA-A8961 Sensor Toolbox Development Board](#)
- [3 Key Features](#)
- [4 Getting Started](#)
- [5 Introduction](#)
- [6 Finding kit resources and information on the NXP web site](#)
- [7 Getting ready](#)
- [8 Getting to know the hardware](#)
- [9 Configuring the hardware](#)
- [10 References](#)
- [11 Legal information](#)
- [12 Documents / Resources](#)
 - [12.1 References](#)
- [13 Related Posts](#)



NXP Semiconductors FXLS8961AF FRDM-STBA-A8961 Sensor Toolbox Development Board



FRDM-STBA-A8961 Sensor Toolbox Development Board

The FRDM-STBA-A8961 sensor toolbox development board is designed for the FXLS8961AF 3-axis accelerometer. It is a part of the Sensor Toolbox Ecosystem offered by NXP Semiconductors. The ecosystem includes sensor evaluation boards, IoT sensors SDK and sensors evaluation/development tools to simplify the evaluation, development, and design using NXP's sensors.

Key Features

- FXLS8961AF 3-axis accelerometer
- Precision leveling
- Angle measurement

Getting Started

To get started with the FRDM-STBA-A8961 board:

1. Visit the [FRDM-STBA-A8961 information page](#) on the NXP website for an overview of the board, documentation, software and tools, ordering information, and a Getting Started tab.
2. Download the assets referenced in the user manual from the Getting Started tab.
3. Connect the FRDM-STBA-A8961 board to your computer using a USB cable.
4. Use the provided software and tools to evaluate, develop, and design with the FXLS8961AF accelerometer.

Note: All information provided in the user manual is subject to legal disclaimers.

Document information

Information	Content
Keywords	FXLS8961AF, 3-axis accelerometer, sensor toolbox development board, precision leveling, angle measurement
Abstract	This document describes details about FRDM-STBA-A8961 sensor toolbox development board for FXLS8961AF 3-axis accelerometer. This document also provides instructions to get started with FRDM-STBA-A8961 board.

Revision history

Rev	Date	Description
v.1	20230331	initial release

Introduction

This document describes the details about the FRDM-STBA-A8961 sensor toolbox development board for the FXLS8961AF[2] 3-axis accelerometer. This user manual also provides instructions to get started with the FRDMSTBA- A8961 board to accelerate evaluation and development with the FXLS8961AF.

The Sensor Toolbox Ecosystem[3] offers unmatched enablement and development flexibility with software and tools to simplify a customer's evaluation, development, and design using NXP's sensors. FRDM-STBA-A8961 sensor development board for FXLS8961AF is offered along with supported software collaterals through the sensor toolbox ecosystem.

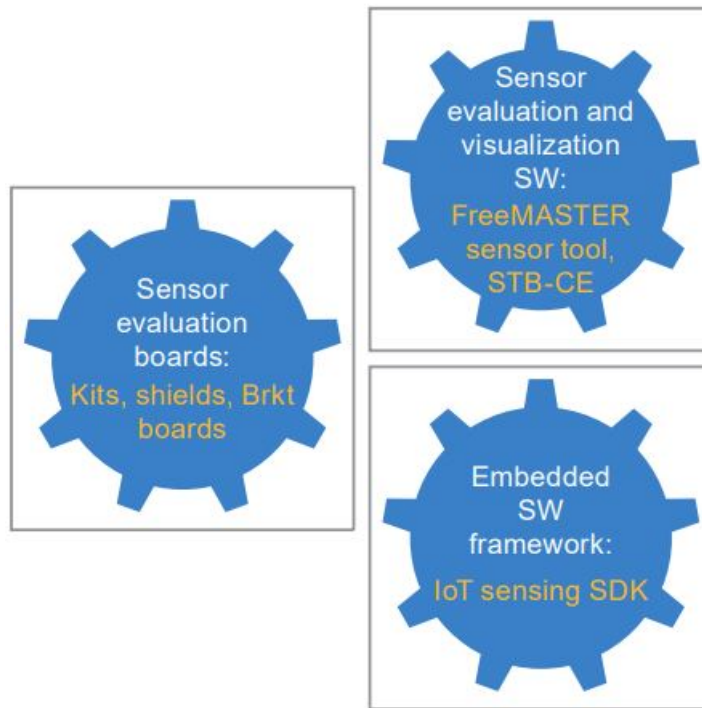
SENSOR DEVELOPMENT ECOSYSTEM: INTRODUCTION

Encompassing sensor evaluation boards, IoT sensors SDK and sensors evaluation/development tools

Sensor toolbox is the complete ecosystem for product development with NXP's IoT sensors. It encompasses a wide spectrum of sensor evaluation hardware and software making our sensors easy to use.

Key benefits offered to end users:

- Shorten development cycle
- Ease of use
- Quality user experience



Complete hardware and software ecosystem for NXP IoT sensors

Figure 1. Sensor development ecosystem

Finding kit resources and information on the NXP web site

NXP Semiconductors provides online resources for this evaluation board and its supported device(s) on sensors evaluation boards page[4].

The information page for FRDM-STBA-A8961 sensor toolbox development board is available at <https://www.nxp.com/FRDM-STBA-A8961>. The information page provides overview information, documentation, software and tools, ordering information and a Getting Started tab. The Getting Started tab provides quickreference information applicable to using the FRDM-STBA-A8961 development board, including the downloadable assets referenced in this document.

Getting ready

Kit contents

The FRDM-STBA-A8961 sensor toolbox development board includes:

- FRDM-STBA-A8961: FXLS8961AF sensor shield board
- Quick Start Guide

Developer resources

The following developer resources are recommended to jump-start the evaluation or development using the FRDM-STBA-A8961 board:

- Get Started with FRDM-STBA-A8961 evaluation board
- Get Started with IoT Sensing SDK
- Get Started with FreeMASTER-Sensor-Tool

Getting to know the hardware

Kit overview

The FRDM-STBA-A8961 sensor evaluation board is offered as a sensor shield/expansion board only and can be kitted with the LPC55S16-EVK or the FRDM-K22F MCU board.

Note: The user needs to order the MCU board separately.

The sensor shield board includes the following sensor part:

- FXLS8961AF[2]: 3-axis digital accelerometer

The FRDM-STBA-A8961 sensor board enables quick customer evaluation of the FXLS8961AF using the sensor toolbox enablement software and tools.

Board features

- Sensor shield/expansion board for the FXLS8961AF – 3-axis accelerometer for automotive security and convenience applications requiring excellent offset/sensitivity stability over temperature.
- Compatible with Arduino® and most NXP Freedom development boards. This sensor shield board can be kitted with LPC55S16-EVK or FRDM-K22F MCU boards.
- Enables quick sensor evaluation and helps accelerate quick prototyping and development.
- Allows evaluation of current consumption and pin-voltage characteristics.
- Supports I2C and SPI communication interface with the host MCU.
- Supports hardware configurability to Switch Accelerometer mode (normal vs motion detect) and I2C/SPI Interface mode.
- Supports multiple test points on the board.

Kit featured components

The combination of a shield development board and a freedom development MCU board enable a complete solution for quick sensor evaluation, prototyping, and development using the sensor toolbox development ecosystem.

The board is designed to be fully compatible with Arduino I/O headers and optimized for the operating conditions. The FRDM-STBA-A8961 sensor shield board can be powered up by the LPC55S16-EVK or the FRDM-K22F MCU board by stacking the shield board on top of the MCU board using Arduino I/O headers, as shown in Figure 2, and connecting the MCU board to the PC via the USB cable between the LINK2 or OpenSDA USB port on the MCU board and the USB connector on the PC.




Figure 2. FRDM-STBA-A8961 sensor shield board

This sensor kit is enabled with the FreeMASTER-Sensor-Tool software tool[6] providing an out-of-box demonstration GUI. The sensor toolbox ecosystem collaterals enable end users to move through each phase of product development quickly and increase ease of use.

Schematic, board layout and bill of materials

The schematic, board layout and bill of materials for the FRDM-STBA-A8971 evaluation board are available at www.nxp.com/FXLS8961AF.

Configuring the hardware

1. Check and confirm the FRDM-STBA-A8961 sensor shield board settings as described below:
 - To select the I2C digital interface, connect pins 2-3 of SW2 on the FRDM-STBA-A8961.
 - To select SPI digital interface, connect pins 1-2 of SW2 on the FRDM-STBA-A8961.
 - Connect pins 2-3 of SW1 to select the default Accelerometer Operating mode, that is, ACCEL NORMAL mode.
2. Using with the LPC55S16-EVK:
 - Connect the FRDM-STBA-A8961 sensor shield board to the LPC55S16-EVK MCU board on the Arduino I/O headers.
 - Connect J7, J8 pins 1-2 to select I2C0 pins on shield board.
 - Connect the sensor evaluation kit (FRDM-STBA-A8961 kitted with the LPC55S16-EVK) to the windows PC via the USB cable between the LINK2 USB port on the board and the USB connector on the PC.
3. Using with the FRDM-K22F:
 - Connect the FRDM-STBA-A8961 sensor shield board to the FRDM-K22F MCU board on Arduino I/O headers.
 - Connect J7, J8 pins 2-3 to select I2C1 pins on the shield board.
 - Connect the sensor evaluation kit (FRDM-STBA-A8961 kitted with the FRDM-K22F) to the windows PC

via the USB cable between the OpenSDA USB port on the board and the USB connector on the PC.

References

1. **Motion Sensors** – Accelerometers for IoT, Industrial and Medical applications, Motion-Sensors or Accelerometers
2. **FXLS8961AF** – 3-axis Accelerometer ideal for precision leveling and angle measurement, FXLS8961AF
3. **Sensors Development Ecosystem** – Complete ecosystem for product development with NXP's sensors targeted toward IoT, Industrial, Medical applications, Sensor-Toolbox
4. **Sensor Evaluation Boards** – Sensor Toolbox Development Kits, Sensor Evaluation Boards
5. **ISSDK** – IoT Sensing SDK: framework enabling embedded development using sensors, ISSDK
6. **FreeMASTER-Sensor-Tool** – Sensor evaluation and application development software, FreeMASTER-Sensor-Tool

Legal information

Definitions

Draft — A draft status on a document indicates that the content is still under internal review and subject to formal approval, which may result in modifications or additions. NXP Semiconductors does not give any representations or warranties as to the accuracy or completeness of information included in a draft version of a document and shall have no liability for the consequences of use of such information.

Disclaimers

Limited warranty and liability — Information in this document is believed to be accurate and reliable. However, NXP Semiconductors does not give any representations or warranties, expressed or implied, as to the accuracy or completeness of such information and shall have no liability for the consequences of use of such information. NXP Semiconductors takes no responsibility for the content in this document if provided by an information source outside of NXP Semiconductors.

In no event shall NXP Semiconductors be liable for any indirect, incidental, punitive, special or consequential damages (including – without limitation -lost profits, lost savings, business interruption, costs related to the removal or replacement of any products or rework charges) whether or not such damages are based on tort (including negligence), warranty, breach of contract or any other legal theory.

Notwithstanding any damages that customer might incur for any reason whatsoever, NXP Semiconductors' aggregate and cumulative liability towards customer for the products described herein shall be limited in accordance with the Terms and conditions of commercial sale of NXP Semiconductors.

Right to make changes — NXP Semiconductors reserves the right to make changes to information published in this document, including without limitation specifications and product descriptions, at any time and without notice. This document supersedes and replaces all information supplied prior to the publication hereof.

Applications — Applications that are described herein for any of these products are for illustrative purposes only. NXP Semiconductors makes no representation or warranty that such applications will be suitable for the specified use without further testing or modification.

Customers are responsible for the design and operation of their applications and products using NXP Semiconductors products, and NXP Semiconductors accepts no liability for any assistance with applications or customer product design. It is customer's sole responsibility to determine whether the NXP Semiconductors product is suitable and fit for the customer's applications and products planned, as well as for the planned application and use of customer's third party customer(s). Customers should provide appropriate design and operating safeguards to minimize the risks associated with their applications and products.

NXP Semiconductors does not accept any liability related to any default, damage, costs or problem which is based on any weakness or default

in the customer's applications or products, or the application or use by customer's third party customer(s).

Customer is responsible for doing all necessary testing for the customer's applications and products using NXP Semiconductors products in order to avoid a default of the applications

and the products or of the application or use by customer's third party customer(s). NXP does not accept any liability in this respect.

Terms and conditions of commercial sale — NXP Semiconductors products are sold subject to the general terms and conditions of commercial sale, as published at <http://www.nxp.com/profile/terms>, unless otherwise agreed in a valid written individual agreement. In case an individual agreement is concluded only the terms and conditions of the respective agreement shall apply. NXP Semiconductors hereby expressly objects to applying the customer's general terms and conditions with regard to the purchase of NXP Semiconductors products by customer.

Suitability for use in automotive applications — This NXP product has been qualified for use in automotive applications. If this product is used by customer in the development of, or for incorporation into, products or services (a) used in safety critical applications or (b) in which failure could lead to death, personal injury, or severe physical or environmental damage (such products and services hereinafter referred to as "Critical Applications"), then customer makes the ultimate design decisions regarding its products and is solely responsible for compliance with all legal, regulatory, safety, and security related requirements concerning its products, regardless of any information or support that may be provided by NXP. As such, customer assumes all risk related to use of any products in Critical Applications and NXP and its suppliers shall not be liable for any such use by customer. Accordingly, customer will indemnify and hold NXP harmless from any claims, liabilities, damages and associated costs and expenses (including attorneys' fees) that NXP may incur related to customer's incorporation of any product in a Critical Application.

Export control — This document as well as the item(s) described herein may be subject to export control regulations. Export might require a prior authorization from competent authorities.

Translations — A non-English (translated) version of a document, including the legal information in that document, is for reference only. The English version shall prevail in case of any discrepancy between the translated and English versions.

Security — Customer understands that all NXP products may be subject to unidentified vulnerabilities or may support established security standards or specifications with known limitations. Customer is responsible for the design and operation of its applications and products throughout their lifecycles to reduce the effect of these vulnerabilities on customer's applications and products. Customer's responsibility also extends to other open and/or proprietary technologies supported by NXP products for use in customer's applications. NXP accepts no liability for any vulnerability. Customer should regularly check security updates from NXP and follow up appropriately. Customer shall select products with security features that best meet rules, regulations, and standards of the intended application and make the ultimate design decisions regarding its products and is solely responsible for compliance with all legal, regulatory, and security related requirements concerning its products, regardless of any information or support that may be provided by NXP. NXP has a Product Security Incident Response Team (PSIRT) (reachable at PSIRT@nxp.com) that manages the investigation, reporting, and solution release to security vulnerabilities of NXP products.

Trademarks

Notice: All referenced brands, product names, service names, and trademarks are the property of their respective owners.

NXP — wordmark and logo are trademarks of NXP B.V.

Please be aware that important notices concerning this document and the product(s) described herein, have been included in section 'Legal information'.

© 2023 NXP B.V.

For more information, please visit: <http://www.nxp.com>

All rights reserved.

Date of release: 31 March 2023

Document identifier: UM11911

	<p>NXP Semiconductors FXLS8961AF FRDM-STBA-A8961 Sensor Toolbox Development Board [pdf] Installation Guide</p> <p>FXLS8961AF FRDM-STBA-A8961 Sensor Toolbox Development Board, FXLS8961AF, FRDM-STBA-A8961 Sensor Toolbox Development Board, Toolbox Development Board, Development Board, Board</p>
---	--

References

- [NXP® Semiconductors Official Site | NXP Semiconductors](#)
- [FXLS8961AF Development Board | NXP Semiconductors](#)
- [FXLS8961AF | Low Power 12-Bit Digital Accelerometer | NXP Semiconductors](#)
- [Our Terms And Conditions Of Commercial Sale | NXP Semiconductors](#)