



# nVent EB 2.0 Series Rack and Panel Mount Power Distribution Units Installation Guide

[Home](#) » [nVent](#) » nVent EB 2.0 Series Rack and Panel Mount Power Distribution Units Installation Guide 

## Contents

- [1 nVent EB 2.0 Series Rack and Panel Mount Power Distribution Units](#)
- [2 Specifications](#)
- [3 UNPACKING THE NVENT ENLOGIC PDU](#)
- [4 BEFORE YOU BEGIN](#)
- [5 MOUNTING THE PDU](#)
- [6 Connecting to a Power Source](#)
- [7 WARRANTY INFORMATION](#)
- [8 More Information](#)
- [9 FAQ](#)
- [10 Documents / Resources](#)
  - [10.1 References](#)
- [11 Related Posts](#)



**nVent EB 2.0 Series Rack and Panel Mount Power Distribution Units**



## Specifications

- **Product:** nVent Enlogic PDU
- **Model:** EB 2.0 Series
- **Warranty:** 5 years from the invoice date to the original purchaser
- **Manufacturer:** CIS Global, LLC

For more information about nVent Enlogic and complete product information, go to [www.enlogic.com](http://www.enlogic.com).

- Refer to the EB 2.0 Series User Guide for specific information on installation and operation of the PDU or visit [www.enlogic.com](http://www.enlogic.com).
- Warranty information can be found at [www.enlogic.com/en logic-warranty](http://www.enlogic.com/en logic-warranty).

## UNPACKING THE NVENT ENLOGIC PDU

Open the nVent Enlogic PDU and make sure that nothing is missing or damaged. If you have questions regarding the product, go to [www.enlogic.com](http://www.enlogic.com) to contact nVent Enlogic.

The following is included:

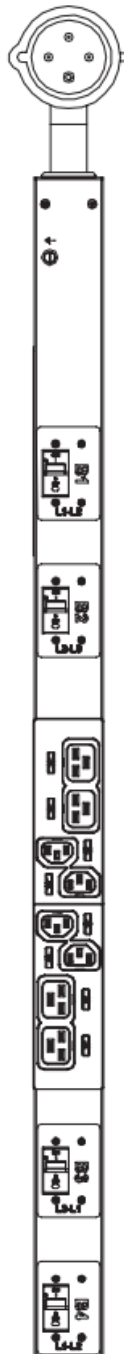
- EB 2.0 Series PDU
- Quick Start Guide

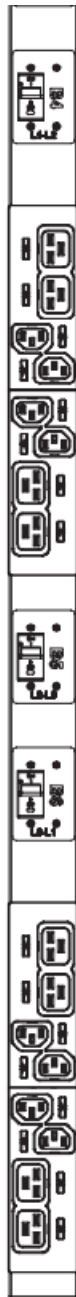
- Safety Information Sheet
- Warranty Card

## BEFORE YOU BEGIN

1. Prepare the installation site: make sure it is not exposed to extreme temperature or humidity. Allow space around the nVent Enlogic PDU for cabling and outlet connections. Refer to the EB 2.0 Series User Manual for full installation, operating information, and safety instructions.
2. Register your product online at [www.enlogic.com/enlogic-warranty](http://www.enlogic.com/enlogic-warranty)

## MOUNTING THE PDU





### Mounting the PDU in the Server Cabinet without Mounting Brackets

The EB 2.0 Series PDU comes with mounting pegs for ease and convenience.

1. Determine where the EB 2.0 Series PDU will be mounted inside the server rack.
2. Insert the PDU mounting pegs into the mounting holes of the server cabinet.  
**Note:** The distance between mounting pegs varies depending on PDU models. Full Length PDU is 1555 mm, mid length is 1244 mm and half length is 622 mm.
3. Insert the mounting pegs into the rack mounting holes.
4. Pull the power cord through the rack and proceed with connecting to a power source.  
**Note:** For specific mounting instructions for various rack manufacturers refer to [www.enlogic.com](http://www.enlogic.com).

### Mounting the PDU in the Server Cabinet with Mounting Brackets

1. Determine where the EB 2.0 Series PDU will be mounted inside the server cabinet. Hang the mounting brackets in the server cabinet using the mounting bracket hooks.
2. Attach the enclosed mounting brackets to the server cabinet using the screws provided.

3. Insert the mounting pegs into the mounting brackets.
4. Pull the power cord through the cabinet and proceed with connecting to a power source.

**Note:** For specific mounting instructions for various rack manufacturers refer to [www.enlogic.com](http://www.enlogic.com).

## Connecting to a Power Source

When connecting the nVent Enlogic PDU to a power source, make sure that there is enough cord length to reach the PDU power source.

1. Turn the feed circuit breaker off. Make sure the PDU circuit breakers are on.
2. Connect the nVent Enlogic PDU to an appropriately rated branch circuit.

**Note:** Refer to the label on the PDU for acceptable input ratings.

3. Turn the feed circuit breaker on.
4. The unit is now ready to deliver power to any connected plug.

## WARRANTY INFORMATION

CIS Global, LLC (CIS) warrants that the nVent Enlogic EN2.0 equipment provided shall be free from manufacturing defects for a period of five (5) years from the invoice date to the original purchaser. Product registration may be completed online at [www.enlogic.com](http://www.enlogic.com).

CIS's warranty obligations hereunder are contingent upon the following conditions: (1) CIS is promptly notified of the defect; (2) Purchaser establishes to CIS's reasonable satisfaction that any goods have been properly installed, maintained and operated; and (3) Purchaser returns the defective goods or any part thereof to CIS. Upon a determination by CIS that a product is not as warranted, CIS shall, at its exclusive option, replace or repair said defective product or parts thereof. This warranty is void in the case of abuse, misuse, abnormal usage, faulty installation or repair by unauthorized persons, or if for any other reason CIS determines that said product is not operating properly as a result of causes other than defective manufacture.

This warranty shall apply exclusively to nVent Enlogic brand products sold to Purchaser by CIS Global, LLC or any company controlled by or in common control with CIS or an CIS subsidiary (collectively, "CIS"). CIS shall not have any liability or obligation to Purchaser, under this warranty or otherwise, with respect to any defect or failure of performance in products which are not sold or manufactured by CIS, including any such products which are commingled with or incorporated into any CIS or nVent Enlogic brand products, or any products into which CIS products are incorporated as a system component or otherwise.

THIS WARRANTY IS EXPRESSLY MADE IN LIEU OF ANY OTHER WARRANTIES, EXPRESSED OR IMPLIED, IT BEING UNDERSTOOD THAT ALL SUCH OTHER WARRANTIES, EXPRESSED OR IMPLIED, INCLUDING THE WARRANTIES OF MERCHANTABILITY AND FITNESS FOR PARTICULAR PURPOSE ARE HEREBY EXPRESSLY EXCLUDED. IN NO EVENT SHALL NVENT ENLOGIC BE LIABLE TO PURCHASER FOR ANY DIRECT, COLLATERAL, INCIDENTAL OR CONSEQUENTIAL DAMAGES IN CONNECTION WITH PURCHASER'S USE OF ANY OF THE PRODUCTS LISTED HEREIN, OR FOR ANY OTHER CAUSE WHATSOEVER RELATING TO THE SAID PRODUCTS. NEITHER NVENT ENLOGIC NOR ITS REPRESENTATIVES SHALL BE LIABLE TO THE PURCHASER OR ANYONE ELSE FOR ANY LIABILITY, CLAIM, LOSS, DAMAGE OR EXPENSE OF ANY KIND, OR DIRECT COLLATERAL, INCIDENTAL OR CONSEQUENTIAL DAMAGES RELATIVE TO OR ARISING FROM OR CAUSED DIRECTLY OR INDIRECTLY BY SAID PRODUCTS OR THE USE THEREOF OR ANY DEFICIENCY, DEFECT OR INADEQUACY OF THE SAID PRODUCTS. IT IS EXPRESSLY AGREED THAT PURCHASER'S EXCLUSIVE REMEDY FOR ANY CAUSE OF ACTION RELATING TO THE PURCHASE AND/OR USE OF ANY OF THE PRODUCTS LISTED HEREIN FROM NVENT ENLOGIC SHALL BE FOR DAMAGES, AND NVENT ENLOGIC'S LIABILITY FOR ANY AND ALL LOSSES OR DAMAGES RESULTING FROM ANY CAUSE WHATSOEVER, INCLUDING WHETHER SUCH DAMAGES ARE CLAIMED, ASSERTED OR BROUGHT IN AN ACTION OR CLAIM IN TORT OR CONTRACT, OR ON THE WARRANTY ITSELF, OR UNDER ANY OTHER LAW OR FORM OF ACTION, SHALL IN NO EVENT

EXCEED THE PURCHASE PRICE OF THE PRODUCT IN RESPECT TO WHICH THE CLAIM IS MADE, OR AT THE ELECTION OF NVENT ENLOGIC, THE RESTORATION OR REPLACEMENT OR REPAIR OF SUCH PRODUCT.

This warranty is governed by and construed in accordance with the laws of the State of Arizona, without regard to conflict of law principles. The parties to this warranty agree that the United Nations Convention on Contracts for the International Sale of Goods is hereby excluded in its entirety from application to this warranty. All disagreements and disputes arising out of or in connection with this warranty shall be finally settled by arbitration. Unless otherwise prohibited by law, the arbitration shall be: (i) held in Tucson, Arizona; (ii) conducted in accordance with Arizona law; (iii) conducted in the English language; (iv) settled under the Rules of Arbitration of the American Arbitration Association ("Rules"); and (v) heard by one arbitrator appointed in accordance with the Rules.

The decision of the arbitrator shall be final and binding upon the parties. If part of this warranty is held to be invalid or unenforceable, such invalidity or unenforceability shall not invalidate or render unenforceable the entire warranty, but rather the warranty shall be construed as if not containing the particular invalid or unenforceable provision. If this warranty is translated into a language other than English, the English version will prevail to the extent that there is any conflict or discrepancy in meaning between the English version and any translation thereof.

## More Information

- **America**  
[amersales@nVent.com](mailto:amersales@nVent.com)
- **Asia Pacific**  
[apacsales@nVent.com](mailto:apacsales@nVent.com)
- **Australia & New Zealand**  
[anzsales@nVnet.com](mailto:anzsales@nVnet.com)
- **Europe & Middle East**  
[cis.emea.sales@nVent.com](mailto:cis.emea.sales@nVent.com)
- **India**  
[indiasales@nVent.com](mailto:indiasales@nVent.com)

©2024 nVent. All nVent marks and logos are owned or licensed by nVent Services GmbH or its affiliates. All other trademarks are the property of their respective owners. nVent reserves the right to change specifications without notice.


nVent-IM-N01914-PDUQuickStartInstallGuide-EN-2407

[nVent.com](https://nVent.com)

## FAQ

- **Q: What is the warranty period for the nVent Enlogic PDU?**
  - **A:** The warranty period is five (5) years from the invoice date to the original purchaser. Product registration can be done online at [www.enlogic.com](https://www.enlogic.com).

## Documents / Resources

 <small>EB 2.0 Series PDU: Enlogic – Quick Start Installation Guide</small>	<a href="#">nVent EB 2.0 Series Rack and Panel Mount Power Distribution Units</a> [pdf] Installation Guide EB0860, 4PU7A93170, 4PU7A93177, EB 2.0 Series Rack and Panel Mount Power Distribution Units, EB 2.0 Series, Rack and Panel Mount Power Distribution Units, Panel Mount Power Distri bution Units, Power Distribution Units, Distribution Units, Units
---	---

References

-  [Building a more Sustainable and Electrified World | nVent](#)
- [User Manual](#)

[Manuals+](#), [Privacy Policy](#)

This website is an independent publication and is neither affiliated with nor endorsed by any of the trademark owners. The "Bluetooth®" word mark and logos are registered trademarks owned by Bluetooth SIG, Inc. The "Wi-Fi®" word mark and logos are registered trademarks owned by the Wi-Fi Alliance. Any use of these marks on this website does not imply any affiliation with or endorsement.