



# nVent HOFFMAN PROLINE G2 Plinth Base Instruction Manual

[Home](#) » [nVent HOFFMAN](#) » nVent HOFFMAN PROLINE G2 Plinth Base Instruction Manual 

## Contents

- [1 nVent HOFFMAN PROLINE G2 Plinth Base](#)
- [2 Product Usage Instructions](#)
- [3 Parts](#)
- [4 Installation Instructions](#)
- [5 Documents / Resources](#)
  - [5.1 References](#)
- [6 Related Posts](#)



**nVent HOFFMAN PROLINE G2 Plinth Base**



## Product Information

The product is called PROLINE G2 and it is the B revision, with the model number 89131098.

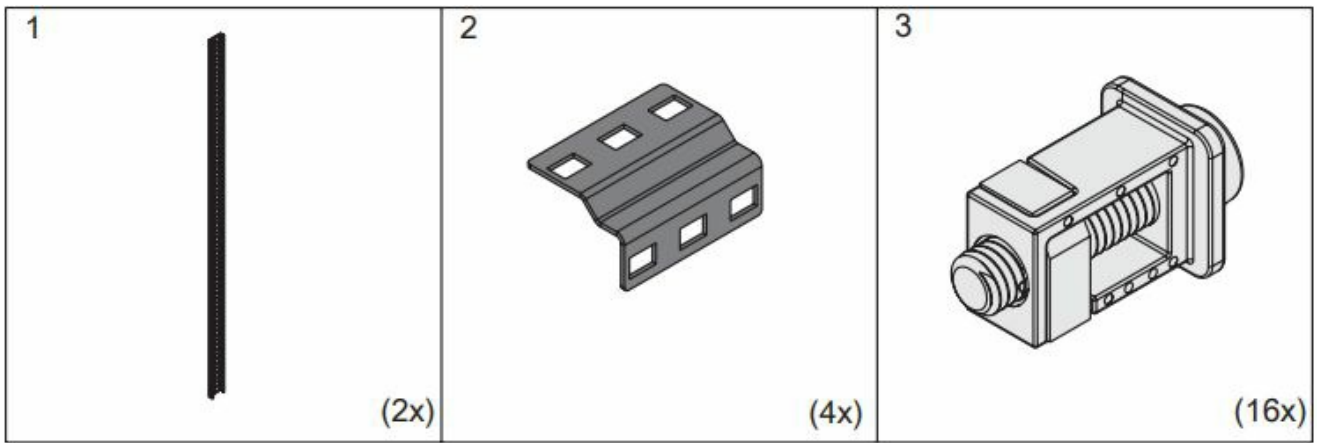
## Product Usage Instructions

**Please follow the steps below to properly use the PROLINE G2:**

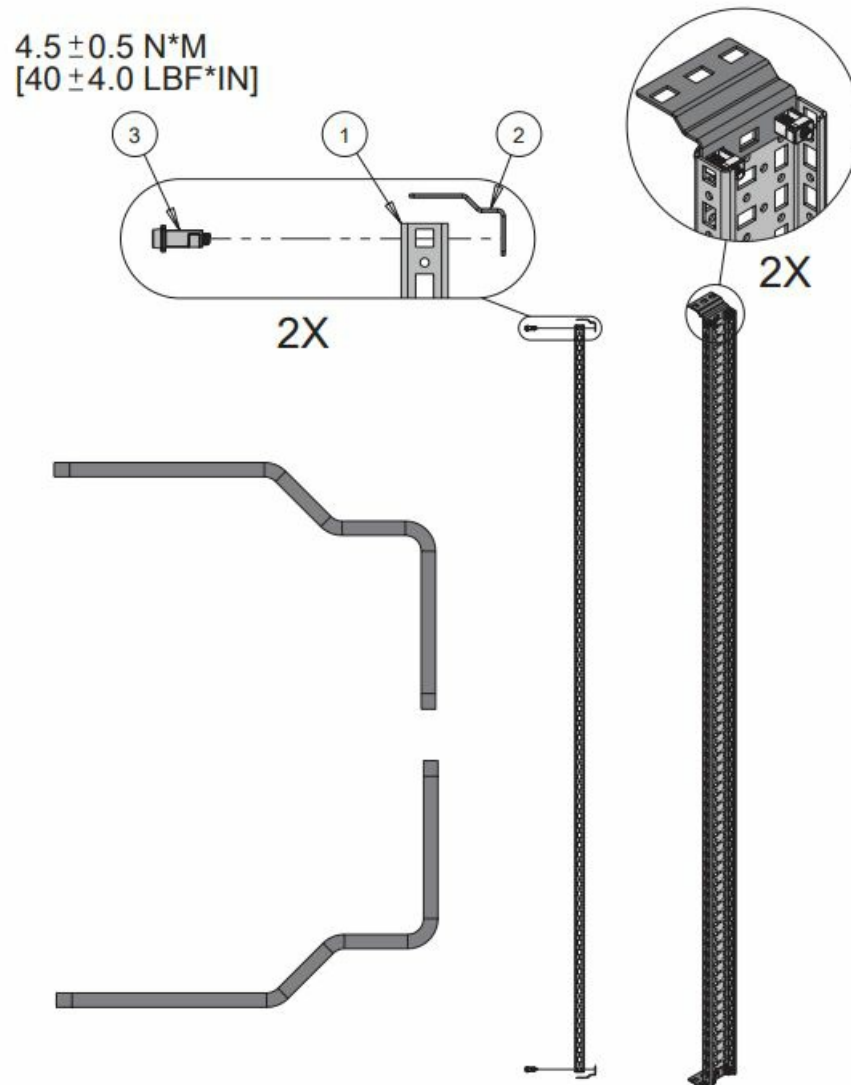
1. Ensure that the product is connected to a power source.
2. Refer to the user manual for any specific setup or configuration requirements.
3. Use the provided controls or buttons to navigate through the product's functions and settings.
4. If applicable, insert any necessary media or accessories into the appropriate slots or ports.
5. Follow any on-screen prompts or instructions displayed by the product.
6. When finished using the product, properly disconnect it from the power source.


**Note:** For more detailed information on the product's features and usage, please refer to the complete user manual provided with the PROLINE G2.

## Parts

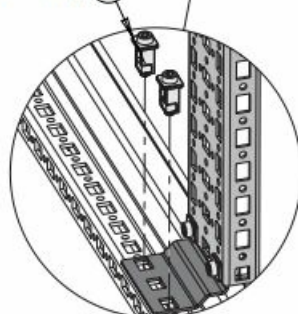


## Installation Instructions

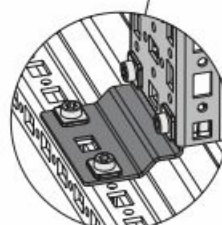





$4.5 \pm 0.5 \text{ N} \cdot \text{M}$   
 $[40 \pm 4.0 \text{ LBF} \cdot \text{IN}]$



2X



2X




© 2018 Hoffman Enclosures Inc.

PH: 763 422 2211

[nVent.com/HOFFMAN](http://nVent.com/HOFFMAN)

## Documents / Resources

	<p><a href="#">nVent HOFFMAN PROLINE G2 Plinth Base</a> [pdf] Instruction Manual 89131098, PROLINE G2, PROLINE G2 Plinth Base, Plinth Base, Base</p>
---	--

## References

-  [We connect and protect | nVent](#)

Manuals+.