



nVent HOFFMAN ProLine Attachment and Usage Lifting with Cranes and Hoists Instruction Manual

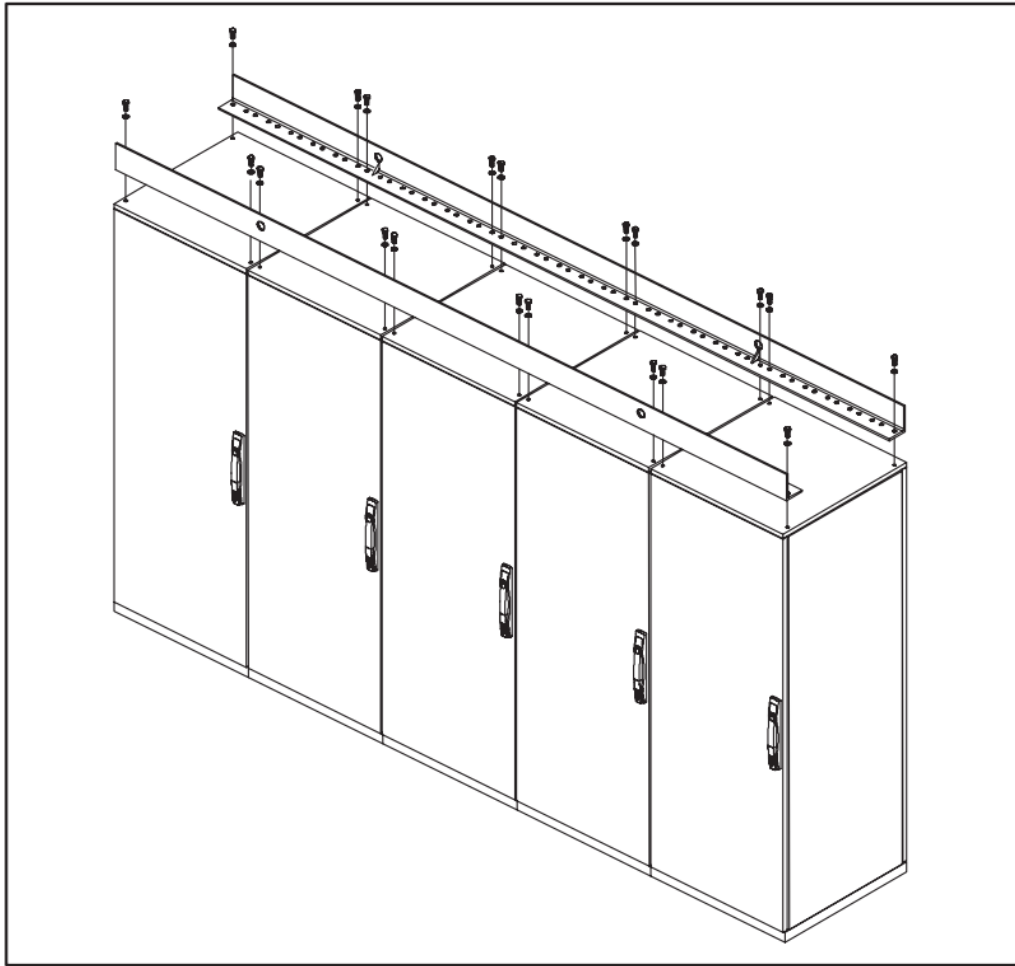
[Home](#) » [nVent HOFFMAN](#) » nVent HOFFMAN ProLine Attachment and Usage Lifting with Cranes and Hoists Instruction Manual 



HOFFMAN

ProLine

Attachment and usage lifting with cranes and hoists



Contents


- [1 Recommended Accessories For Lifting](#)
- [2 Lifting Eye](#)
- [3 Lift Angle For Lifting Side-To-Side Mounted Cabinets](#)
- [4 Documents / Resources](#)
- [4.1 References](#)

Recommended Accessories For Lifting

Cabinets With Cranes or Hoists.

Weight/Enclosure	Number of Enclosures					
	1	2	3	4	5	6
100	Lift Eyes	Lift Eyes	Lift Eyes Lift Angles	Lift Bars	Lift Bars	Lift Bars
250	Lift Eyes	Lift Eyes Lift Angles	Lift Angles	Lift Bars	Lift Bars	Lift Bars
500	Lift Eyes	Lift Eyes Lift Angles	Lift Bars	Lift Bars	Lift Bars	Lift Bars





Loose fastener can cause cabinet(s) to fall and seriously injure.

Torque fasteners to 30 in-lbs.

Use bolts and lock washers in kit to attach correct fastener at each bolt location marked on cabinet top cover.

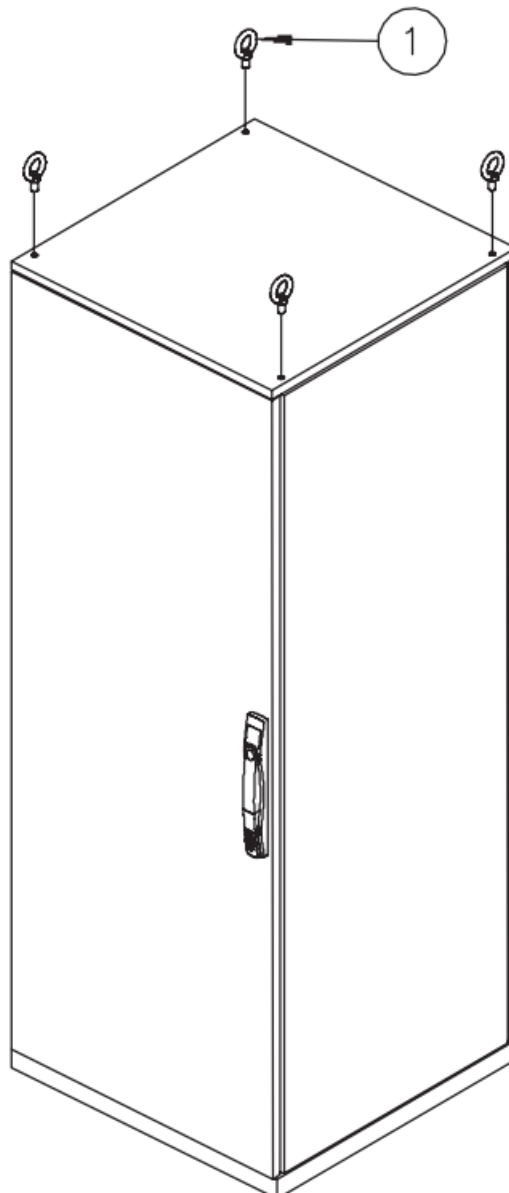
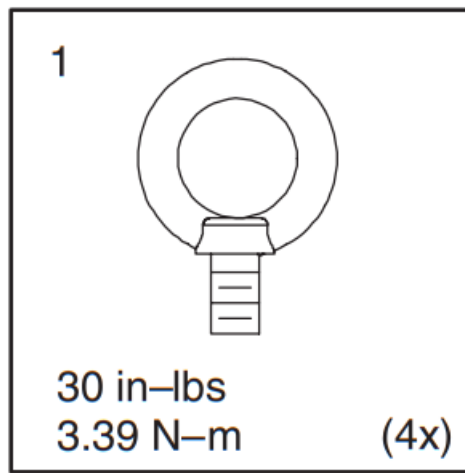


CAUTION

Insecurely joined cabinets can come apart during lifting and fall causing injury and product damage

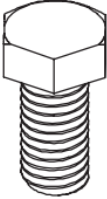
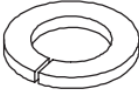
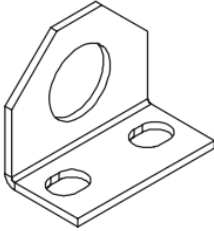
Ensure joining kits are properly installed between each enclosure to avoid product damage. Hoffman catalog number PJ2FHF2 for side-to-side and PJ2FBF for front-to-back enclosure joining.

Lifting Eye




Lift Angle For Lifting Side-To-Side Mounted Cabinets

(Catalog Number PJLBSS)

1	M12x25mm	2	M12	3
				
30 in-lbs 3.39 N-m	(4x)	(4x)		(2x)

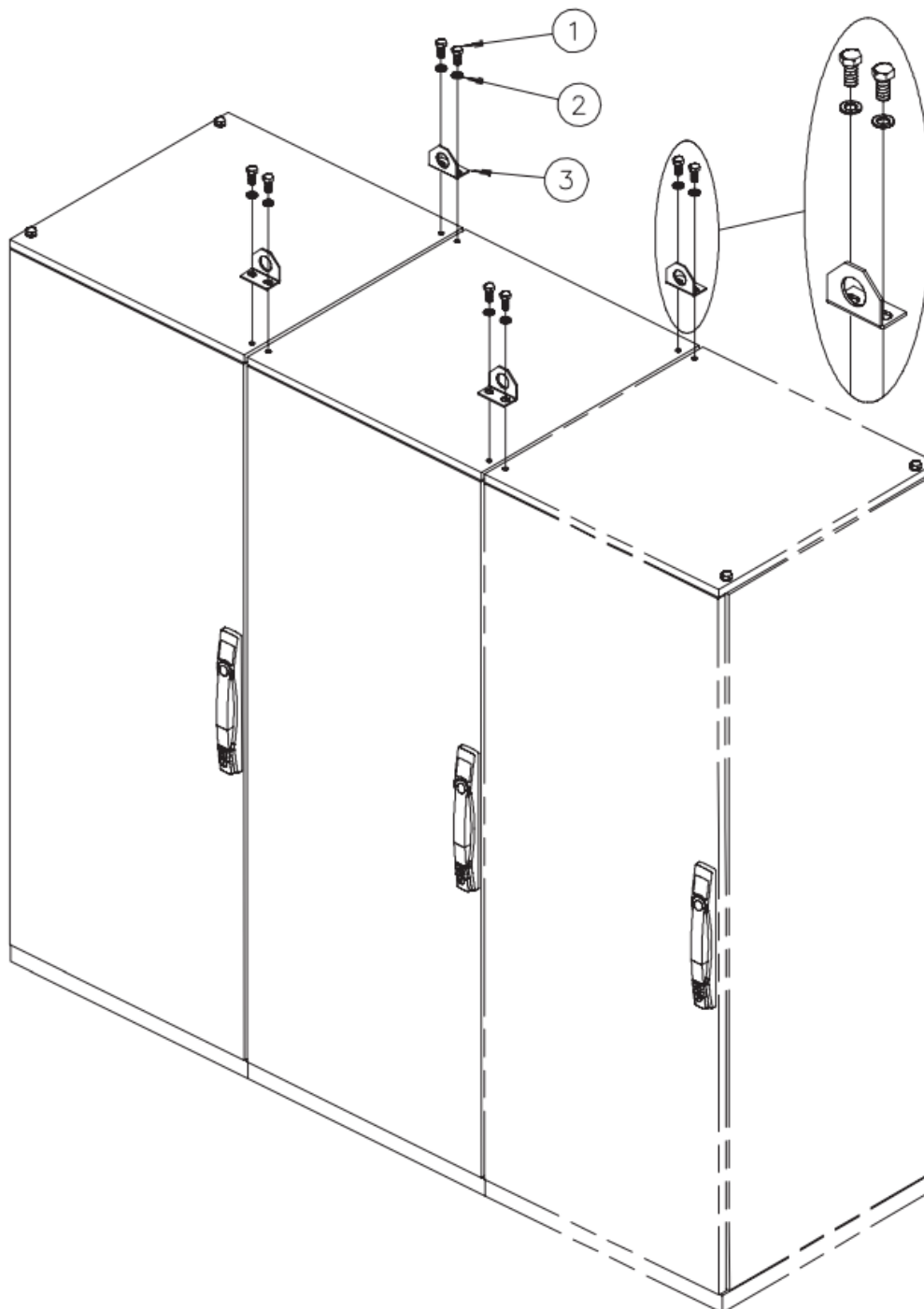
 **WARNING**

	<p>Loose fastener can cause cabinet(s) to fall and seriously injure. Torque fasteners to 30 in-lbs. Use bolts and lock washers in kit to attach correct fastener at each bolt location marked on cabinet top cover.</p>
--	---

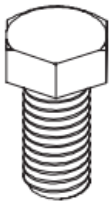

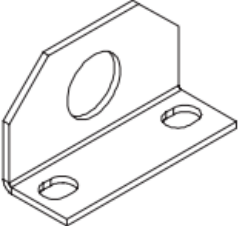
 **CAUTION**

Insecurely joined cabinets can come apart during lifting and fall causing injury and product damage
Ensure joining kits are properly installed between each enclosure to avoid product damage. Hoffman catalog number PJ2FHF2 for side-to-side and PJ2FBF for front-to-back enclosure joining.


Lift Angle For Lifting Side-To-Side Mounted Cabinets
(Catalog Number PJLBSS)



**Lift Angle For Lifting Front-To-Back Mounted Cabinets
(Catalog Number PJLBFB)**

<p>1 M12x25mm</p>  <p>30 in-lbs 3.39 N-m</p> <p>(4x)</p>	<p>2 M12</p>  <p>(4x)</p>	<p>3</p>  <p>(2x)</p>
--	---	--

 **WARNING**

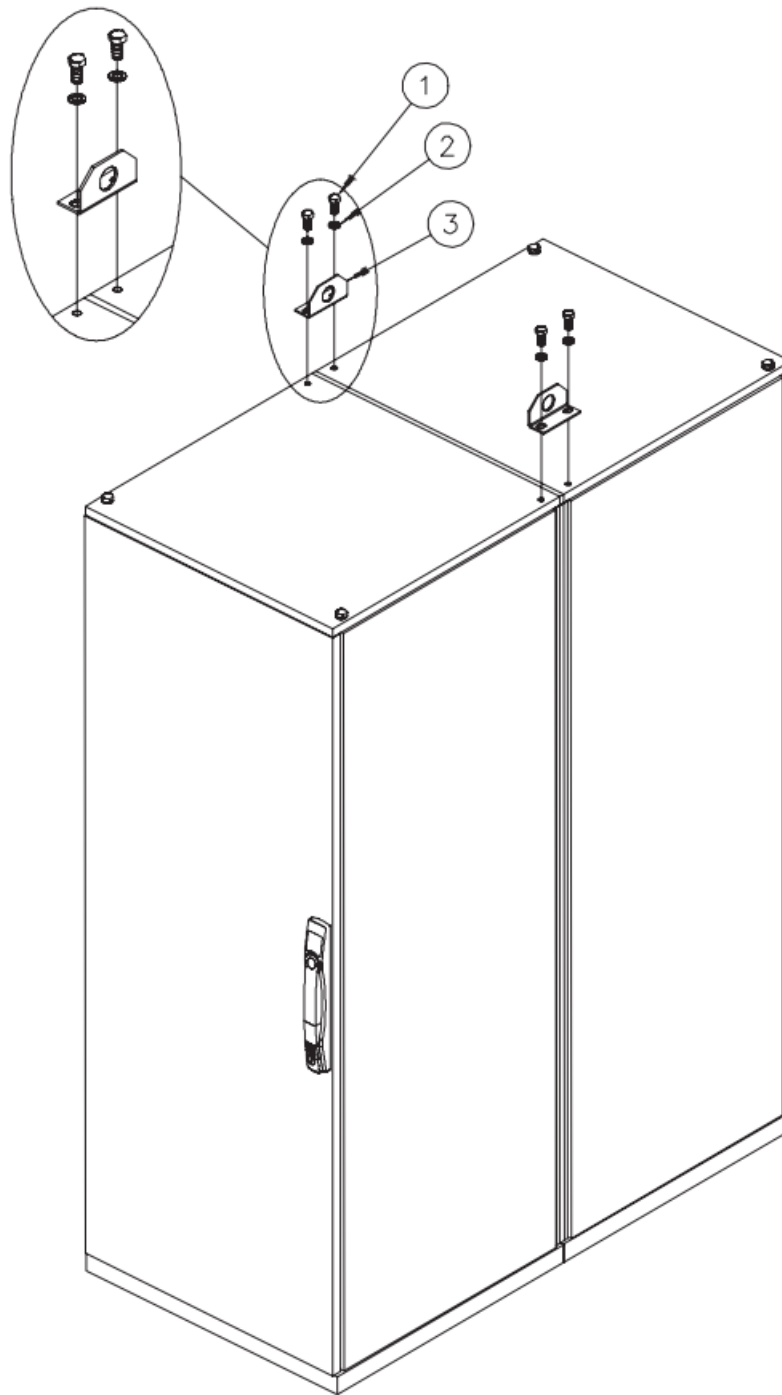


Loose fastener can cause cabinet(s) to fall and seriously injure.
Torque fasteners to 30 in-lbs.
Use bolts and lock washers in kit to attach correct fastener at each bolt location marked on cabinet top cover.

⚠ CAUTION

Insecurely joined cabinets can come apart during lifting and fall causing injury and product damage
Ensure joining kits are properly installed between each enclosure to avoid product damage. Hoffman catalog number PJ2FHF2 for side-to-side and PJ2FBF for front-to-back enclosure joining.


**Lift Angle For Lifting Front-To-Back Mounted Cabinets
(Catalog Number PJLBFB)**



Lifting Bar




WARNING




Twisting or tipping cabinet set can cause injury and damage. Minimize tipping by using recommended Lifting Bars that provide lifting points equidistance from ends of enclosure set.

! WARNING

	<p>Falling Lift Bars can cause serious injury. When not in use, lay Lift Bars flat .</p>
---	--

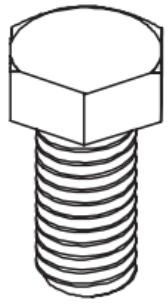
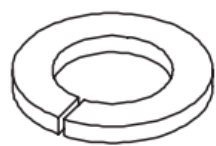
! WARNING

	<p>Loose fastener can cause cabinet(s) to fall and seriously injure. Torque fasteners to 30 in-lbs. Use bolts and lock washers in kit to attach correct fastener at each bolt location marked on cabinet top cover.</p>
--	---

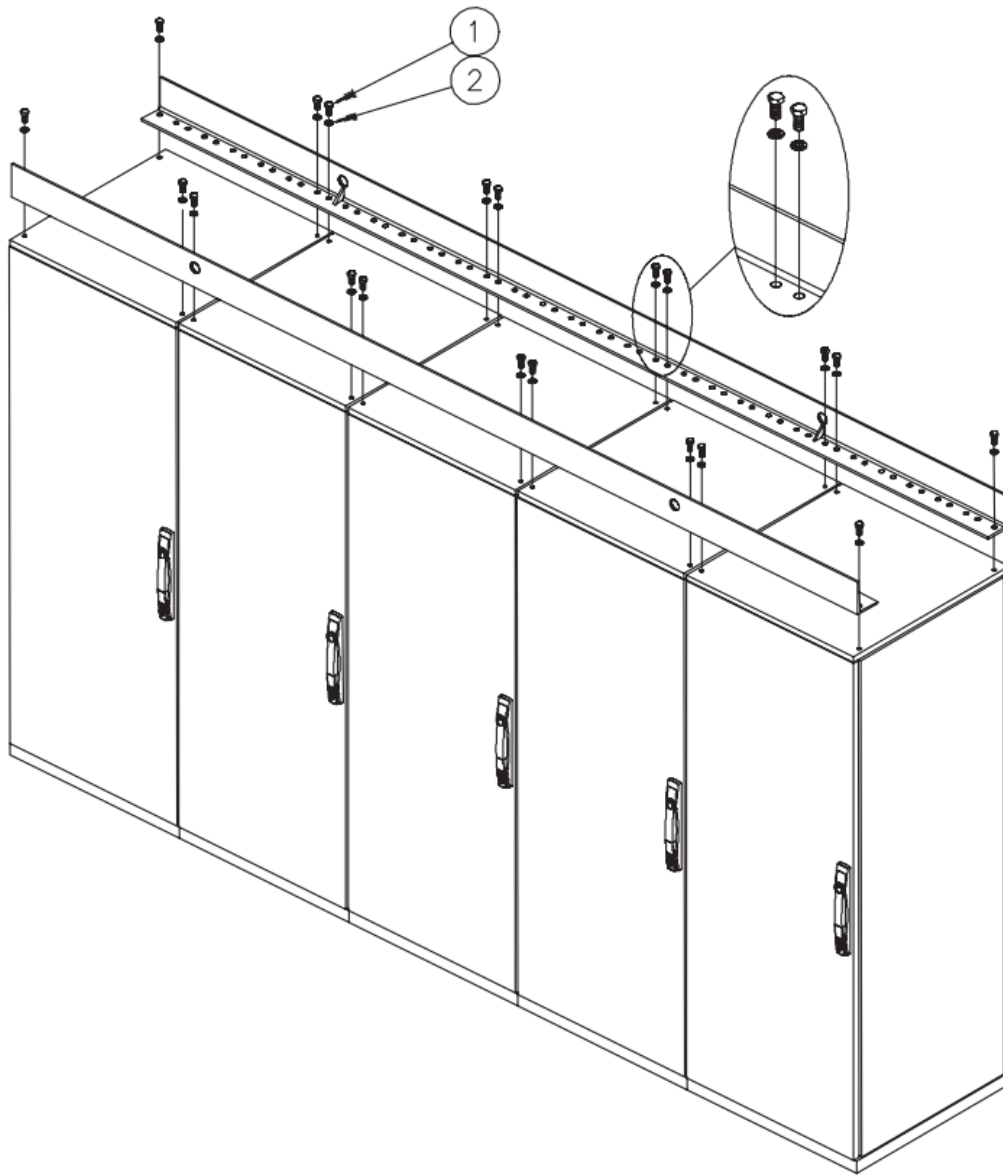
! CAUTION

Insecurely joined cabinets can come apart during lifting and fall causing injury and product damage
Ensure joining kits are properly installed between each enclosure to avoid product damage. Hoffman catalog number PJ2FHF2 for side-to-side and PJ2FBF for front-to-back enclosure joining.

Lifting Bar

<p>1 M12x25mm</p>  <p>30 in-lbs 3.39 N-m</p>	<p>2 M12</p> 
--	--

NOTE: Do not exceed maximum capacity of 500 pounds per enclosure of equipment and cabling.



HOFFMAN

© 2018 Hoffman Enclosures Inc.

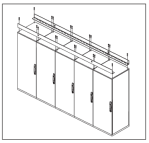
PH 763 422 2211

nVent.com/HOFFMAN

P/N 87407075

87569137

Documents / Resources

	<p>nVent HOFFMAN ProLine Attachment and Usage Lifting with Cranes and Hoists [pdf] Instruction Manual 87407075, 87569137, ProLine Attachment and Usage Lifting with Cranes and Hoists, Attachment and Usage Lifting with Cranes and Hoists, Usage Lifting with Cranes and Hoists, Cranes and Hoists, Hoists</p>
---	---

References

- 🌟 [We connect and protect | nVent](#)

Manuals+.