



# nVent HOFFMAN INLINE Hinge Window Cover Instruction Manual

[Home](#) » [nVent HOFFMAN](#) » nVent HOFFMAN INLINE Hinge Window Cover Instruction Manual 

## Contents

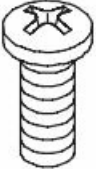
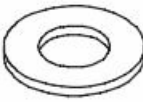
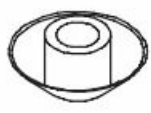
- [1 nVent HOFFMAN INLINE Hinge Window Cover](#)
- [2 Tools](#)
- [3 Installation Instructions](#)
- [4 Available Options/ Accessoires](#)
- [5 MOUNTING INSTRUCTIONS](#)
- [6 Documents / Resources](#)
  - [6.1 References](#)
- [7 Related Posts](#)



**nVent HOFFMAN INLINE Hinge Window Cover**

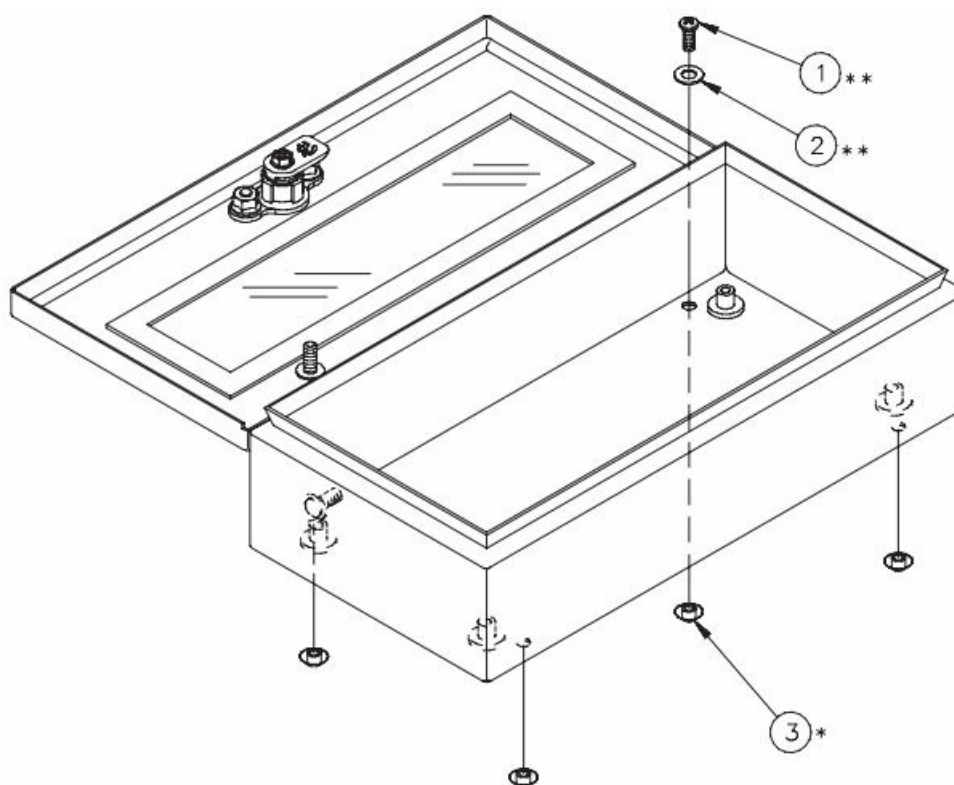


## Tools

1	M6-1	2	3
			
(4x)		(4x)	(4x)

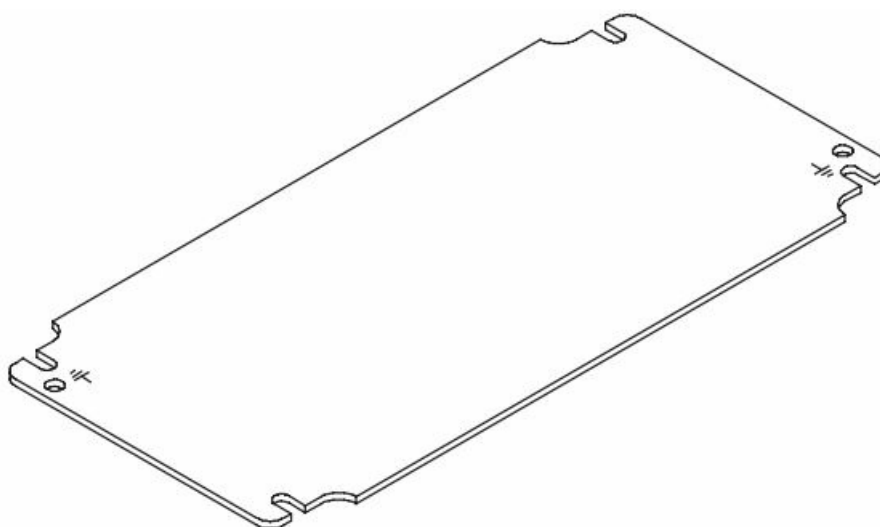
- Hole plugs are not needed if enclosure is wall-mounted.
- Use items 1 and 2 when wall-mounting enclosure.

## Installation Instructions

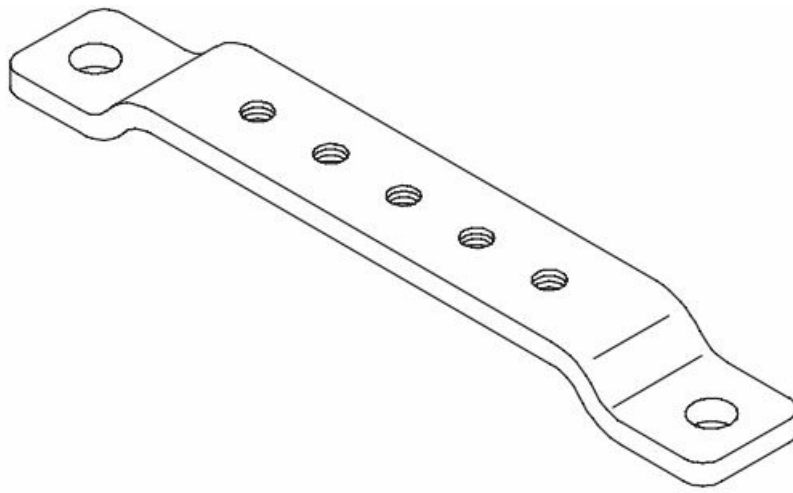


## Available Options/ Accessoires

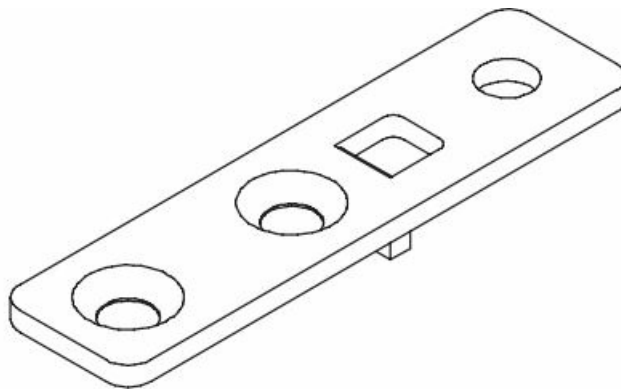
### Panel



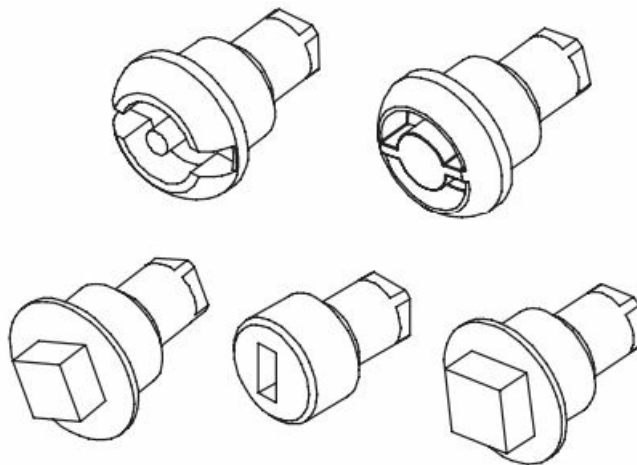
### DIN Mounting Bracket



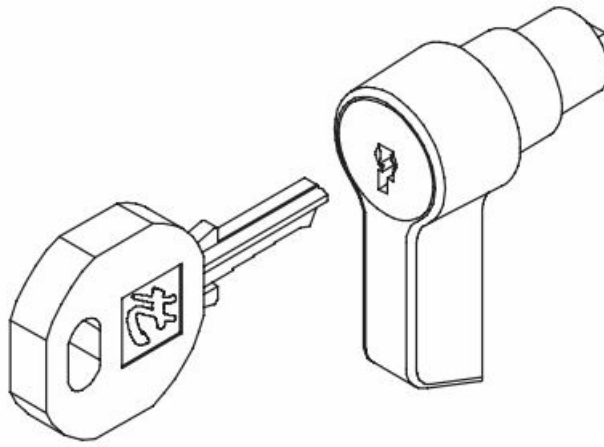
**Mounting Foot**



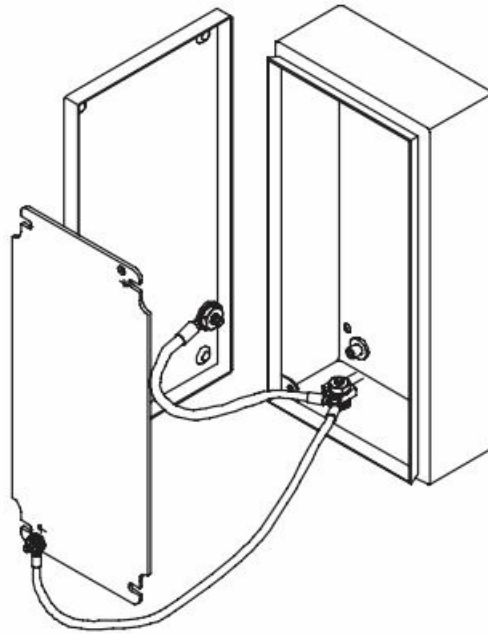
**Latch Inserts**



**Key Locking Wing Knob**

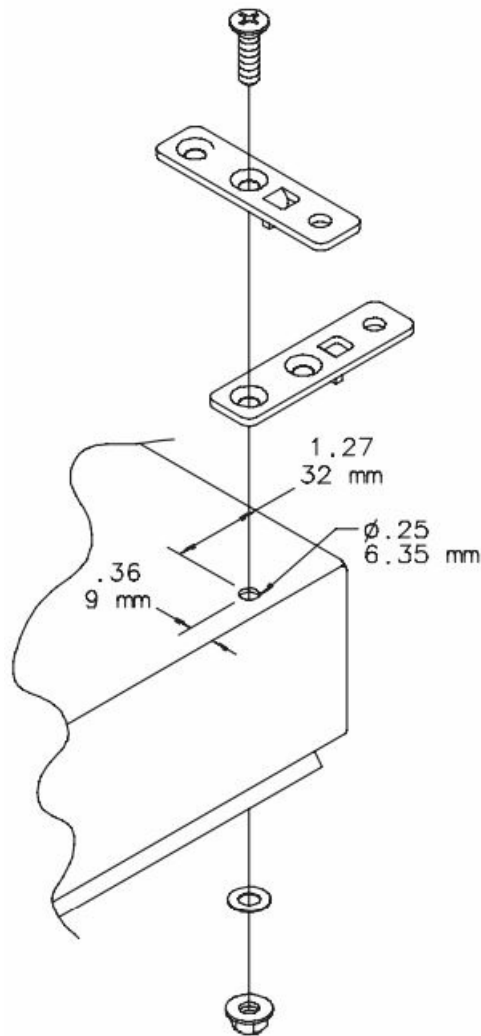


## Ground Kit



## MOUNTING INSTRUCTIONS

(optional mounting feet)



Mounting holes have been provided in the back of the enclosure for convenient mounting through the enclosure. Attach enclosure to wall or other structure using customer supplied 3/8 inch or M8 fastener, flat washers, and nuts. To insure proper sealing and enclosure protection rating, use the provided sealing washers. Install sealing washers inside the enclosure with rubber face against the enclosure.

## Mounting Feet

### ***UL/CSA Requirement:***

- Use of mounting feet mandatory on all type 3,4,4X applications.
- If wall mounting provisions have been omitted, holes must be added per detail above.

The use of the optional mounting feet allows simple mounting with fasteners outside the enclosure.


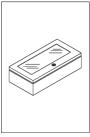
- Steel Zinc Plated Mounting Foot Kit P/N LMFK
- Stainless Steel Mounting Foot Kit P/N LMFKSS

Kits provide all necessary hardware to install the mounting feet as shown. (order separately)

© 2018 Hoffman Enclosures Inc.

[nVent.com/HOFFMAN](http://nVent.com/HOFFMAN)

## Documents / Resources

<div><div><p>861487 Hinge Window Cover Installation Instructions Cover with a hinge Hinge Cover Window Cover</p></div><div></div></div>	<p><a href="#">nVent HOFFMAN INLINE Hinge Window Cover</a> [pdf] Instruction Manual P-N 47336001, 87565782, INLINE, INLINE Hinge Window Cover, Hinge Window Cover, Window Cover, Cover</p>
--	--

References

-  [We connect and protect | nVent](#)