



# nVent HOFFMAN GENESISTM Plenum Adaptor Instruction Manual

[Home](#) » [nVent HOFFMAN](#) » nVent HOFFMAN GENESISTM Plenum Adaptor Instruction Manual 

## Contents

- [1 nVent HOFFMAN GENESISTM Plenum Adaptor](#)
- [2 Product Usage Instructions](#)
- [3 Parts](#)
- [4 Installation Instructions](#)
- [5 Contact](#)
- [6 Documents / Resources](#)
  - [6.1 References](#)
- [7 Related Posts](#)



**nVent HOFFMAN GENESISTM Plenum Adaptor**



The GENESISTM Plenum Adaptor, M13H is a component designed for use with air conditioners. It is used to install the gasket and secure the air conditioner in place. The necessary screws and washers are included in the product.

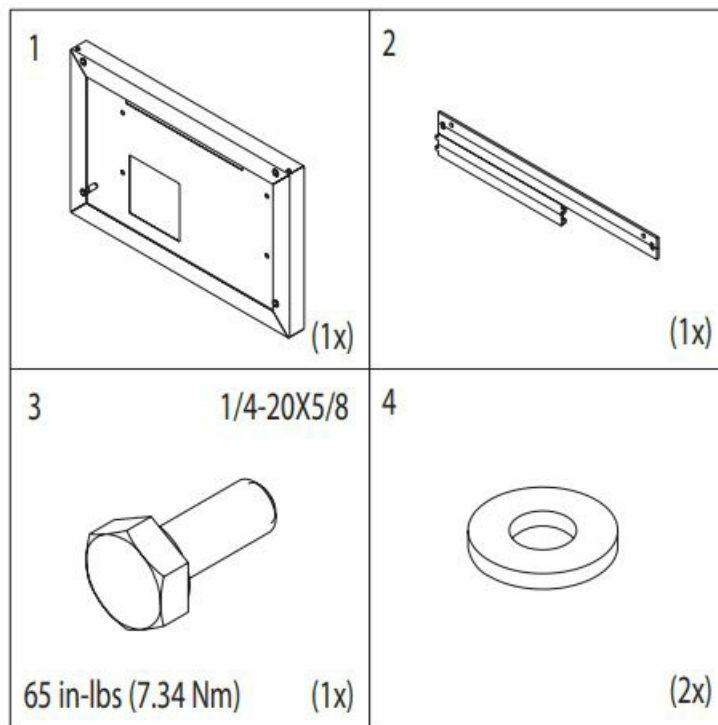
### **Product Usage Instructions**

1. Start by installing the gasket which is included with the air conditioner.
2. Use the screws and washers provided with the air conditioner to secure it in place.
3. Connect the power cord. Please note that the power cord should be supplied by the customer.

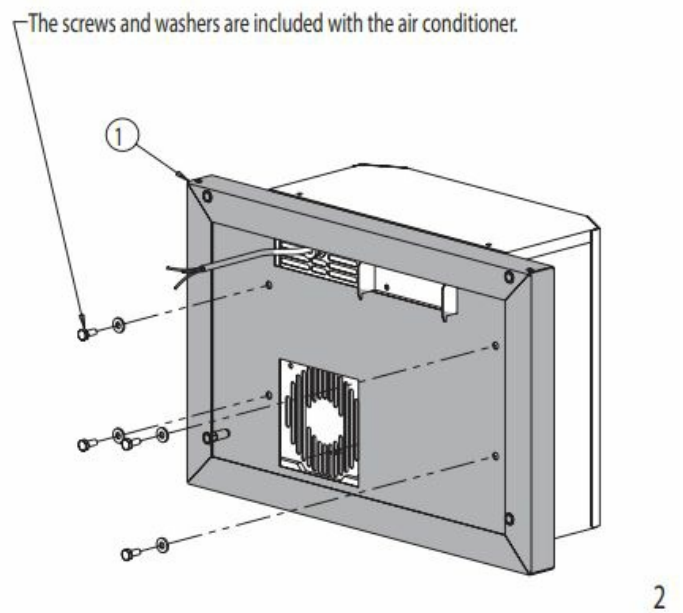
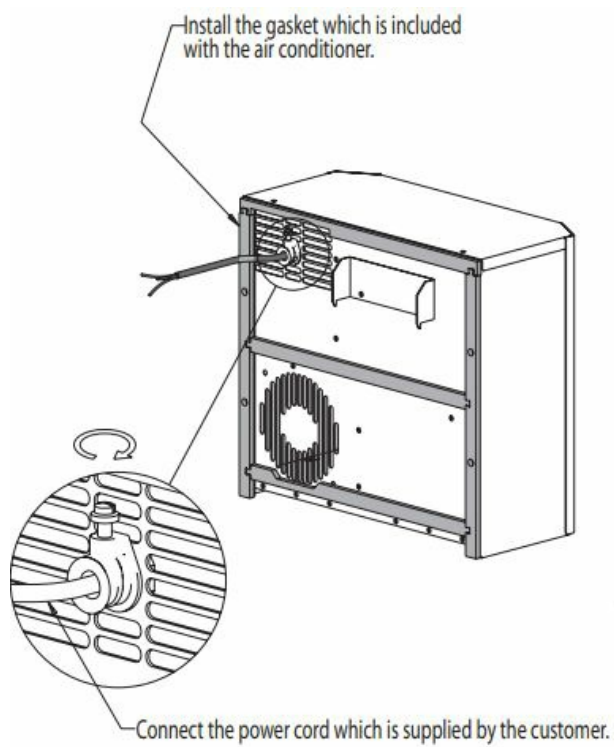
**For warranty information, please visit the following web address:**

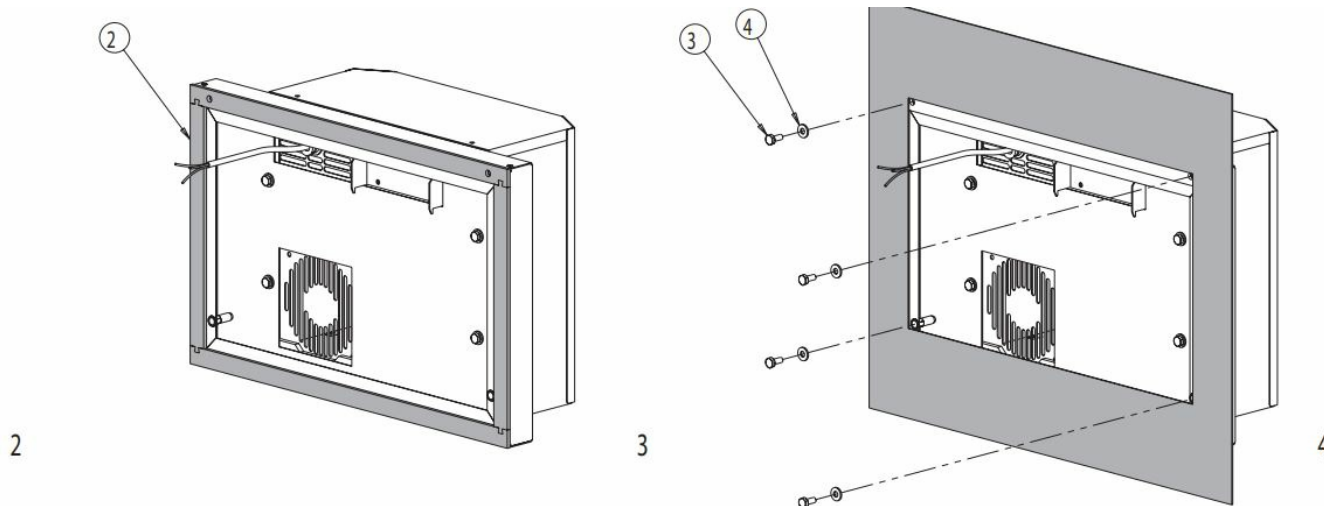
<https://hoffman.nvent.com/en/hoffman/warranty-information>

### **Parts**



## Installation Instructions





For warranty information, please reference the following web address:

<https://hoffman.nvent.com/en/hoffman/warranty-information>

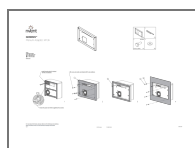
## Contact

### nVent

- 2100 Hoffman Way Anoka, MN 55303 USA
- +1.763.422.2211
- +1.763.576.3200
- [nVent.com](https://nvent.com)

© 2018 nVent

## Documents / Resources



[nVent HOFFMAN GENESISTM Plenum Adaptor](#) [pdf] Instruction Manual  
PLHC52G57, M13H, GENESISTM, GENESISTM Plenum Adaptor, Plenum Adaptor, Adaptor

## References

- [Cooling warranty information | nVent](#)