



# nVent HOFFMAN CS480 Wall Joint Instruction Manual

[Home](#) » [nVent HOFFMAN](#) » nVent HOFFMAN CS480 Wall Joint Instruction Manual 

## Contents

- [1 nVent HOFFMAN CS480 Wall Joint](#)
- [2 Product Information](#)
- [3 Product Usage Instructions](#)
- [4 OVERVIEW](#)
- [5 WHAT IN BOX](#)
- [6 INSTRUCTION](#)
- [7 Documents / Resources](#)
  - [7.1 References](#)
- [8 Related Posts](#)



## nVent HOFFMAN CS480 Wall Joint



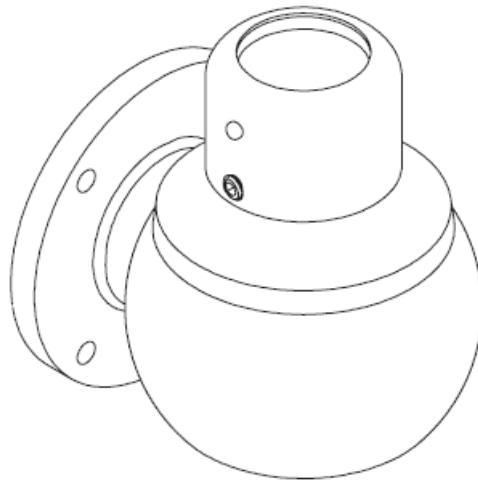
## Product Information

The product being referred to in the user manual is the CS480, with the revision version B. The product code is 87569893.

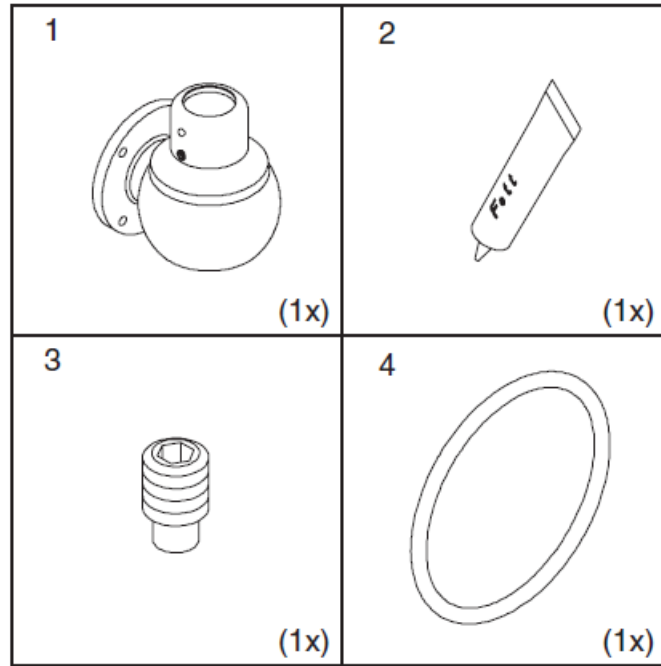
## Product Usage Instructions

1. Start by ensuring you have all the necessary components:
  - 1x CS480
  - 1x Optional component
  - 1x Optional component
  - 1x Optional component
2. Next, refer to page 2 for further instructions.
3. On page 2, locate the section labeled “87569893 .31 8 mm”.
4. Follow the optional steps mentioned in the section if required.
5. Proceed to page 3 for additional information.
6. On page 3, refer to the section labeled “Rev. B 87569893”.
7. For any specific details or further assistance, please consult the complete user manual.

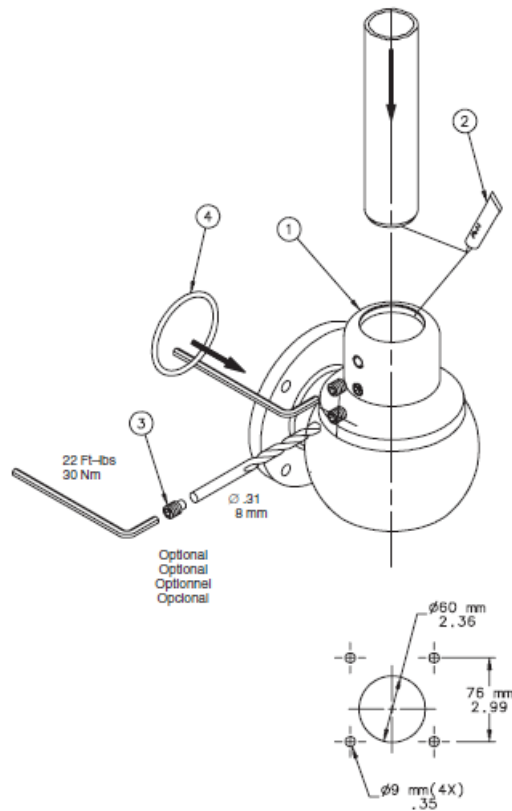
## OVERVIEW



## WHAT IN BOX


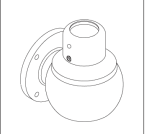


## INSTRUCTION



© 2018 Hoffman Enclosures Inc.  
**PH 763 422 2211** Rev. B  
[nVent.com/HOFFMAN](http://nVent.com/HOFFMAN) P/N 87751252

**Documents / Resources**

<div><div><div>CS480 High Temp. High Pressure High Purity High Quality</div></div><div></div><div><small>Rev. 1.00 11/10/2010 11/10/2010 11/10/2010 11/10/2010 11/10/2010</small></div></div>	<div><div><a href="#">nVent HOFFMAN CS480 Wall Joint</a> [pdf] Instruction Manual</div><div>CS480 Wall Joint, CS480, Wall Joint, Joint</div></div>
--	--

References

-  [We connect and protect | nVent](#)