



# nVent HOFFMAN CABLETEK-EC Vertical Cable Manager Instruction Manual

[Home](#) » [nVent HOFFMAN](#) » nVent HOFFMAN CABLETEK-EC Vertical Cable Manager Instruction Manual 

## Contents

- [1 nVent HOFFMAN CABLETEK-EC Vertical Cable Manager](#)
- [2 Product Information](#)
- [3 Product Usage Instructions](#)
- [4 OVERVIEW](#)
- [5 PARTS](#)
- [6 INSTRUCTION](#)
- [7 Snap Cover Configuration](#)
- [8 Hinged Cover Configuration](#)
- [9 Documents / Resources](#)
  - [9.1 References](#)
- [10 Related Posts](#)



**nVent HOFFMAN CABLETEK-EC Vertical Cable Manager**



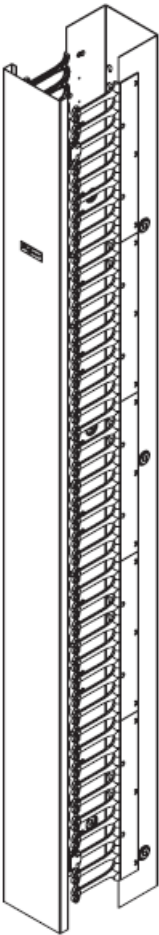
## Product Information

- Product Name: CABLETEK-EC
- Revision: C
- Part Numbers: 87953922, 87954948

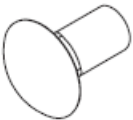


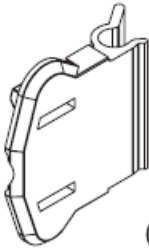


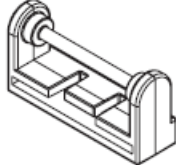
## Product Usage Instructions

1. Stand the vertical cable manager upright.
2. Insert the posts into the designated cutouts. Make sure they are securely inserted.
3. To remove the rear post, pull the tab as shown in Figure 3 and push it upward.

OVERVIEW

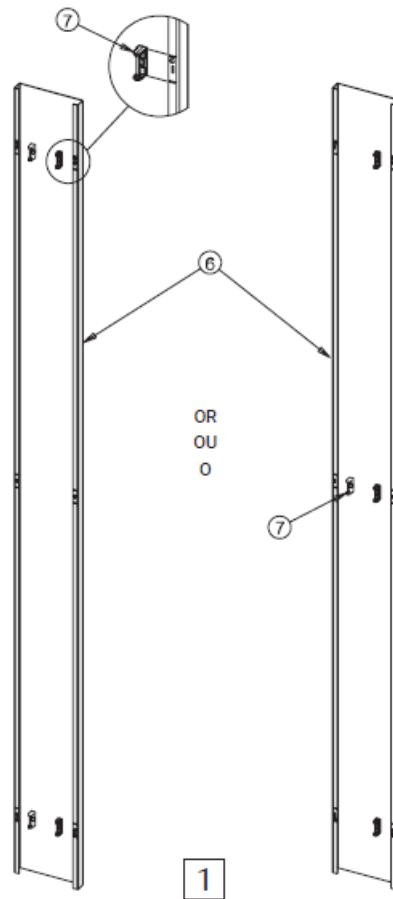


PARTS

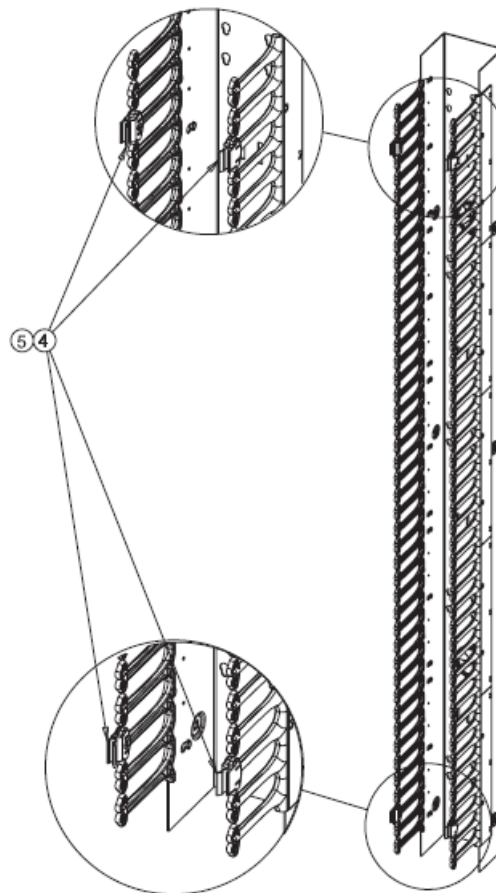
<div>1</div> <div></div> <div>(6X)</div>	<div>2</div> <div></div> <div>(6X)</div>	<div>3</div> <div></div> <div>(2X)</div>	<div>4</div> <div></div> <div>(4X)</div>
<div>5</div> <div></div> <div>(4X)</div>	<div>6</div> <div></div> <div>(1X)</div>	<div>7</div> <div></div> <div>(4X)</div>	

INSTRUCTION

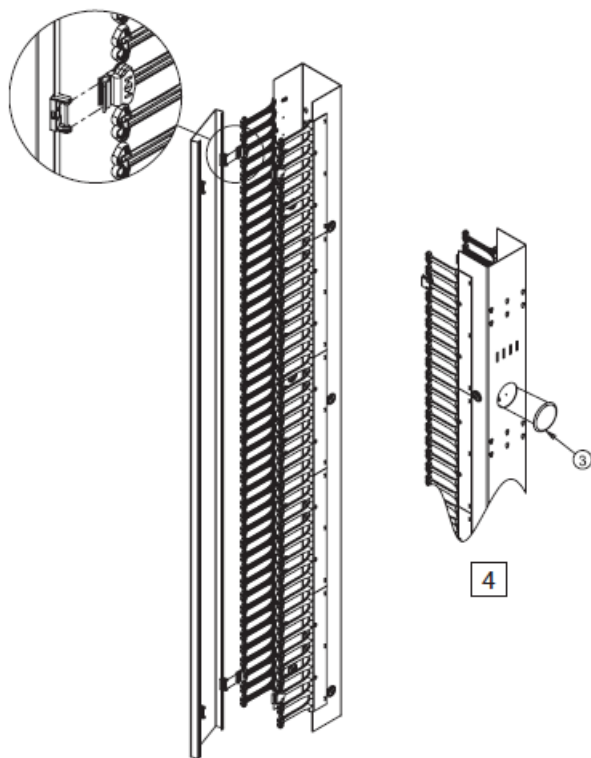
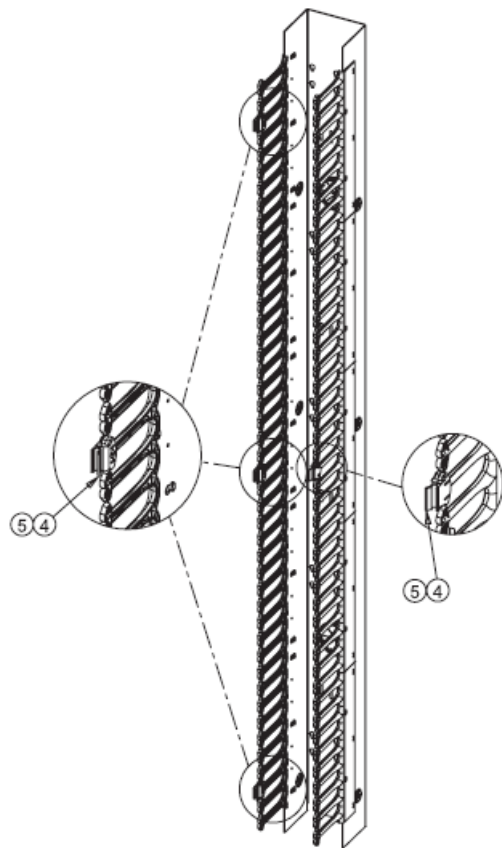
- 1. Snap Cover
- 2. Hinged Cover

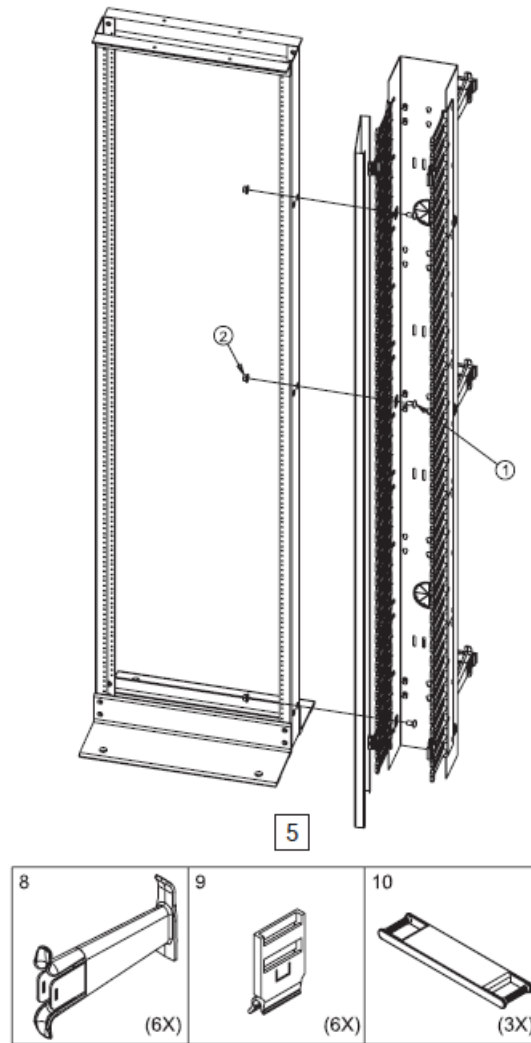


## Snap Cover Configuration

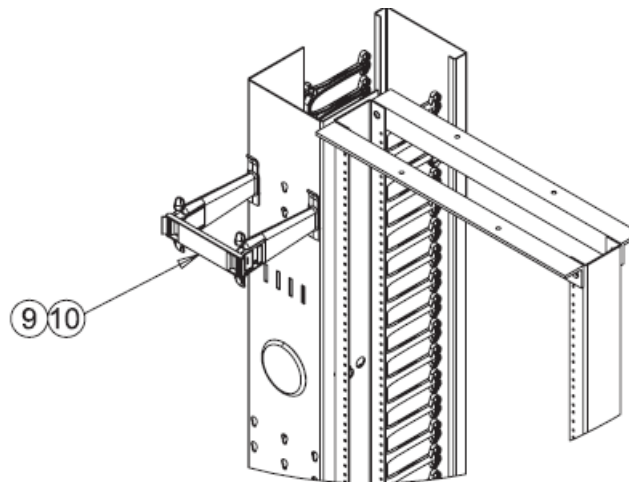


## Hinged Cover Configuration

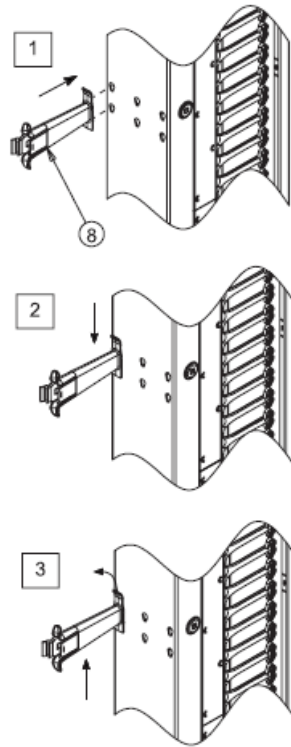




### Double-sided models only



1. Stand vertical cable manager upright and insert posts into cutouts.
2. Push down as shown in Figure 2. Extra pressure may be necessary to securely insert.
3. When removing rear post, pull tab to release as shown in Figure3, and push upward.



© 2018 Hoffman Enclosures Inc. PH 763 422 2211 [nVent.com/HOFFMAN](http://nVent.com/HOFFMAN)

## Documents / Resources

	<p><a href="#">nVent HOFFMAN CABLETEK-EC Vertical Cable Manager</a> [pdf] Instruction Manual 87953922, 87954948, CABLETEK-EC Vertical Cable Manager, Vertical Cable Manager, Cable Manager, Manager</p>
	<p><a href="#">nVent HOFFMAN CABLETEK-EC Vertical Cable Manager</a> [pdf] Instructions P-N 87953923, 87955055, CABLETEK-EC, CABLETEK-EC Vertical Cable Manager, Vertical Cable Manager, Cable Manager</p>

## References

-  [We connect and protect | nVent](#)