



## nVent CADDY TDH Series Decking Offset Clips and Box or Conduit Hangers Instructions

[Home](#) » [nVent Caddy](#) » nVent CADDY TDH Series Decking Offset Clips and Box or Conduit Hangers Instructions 

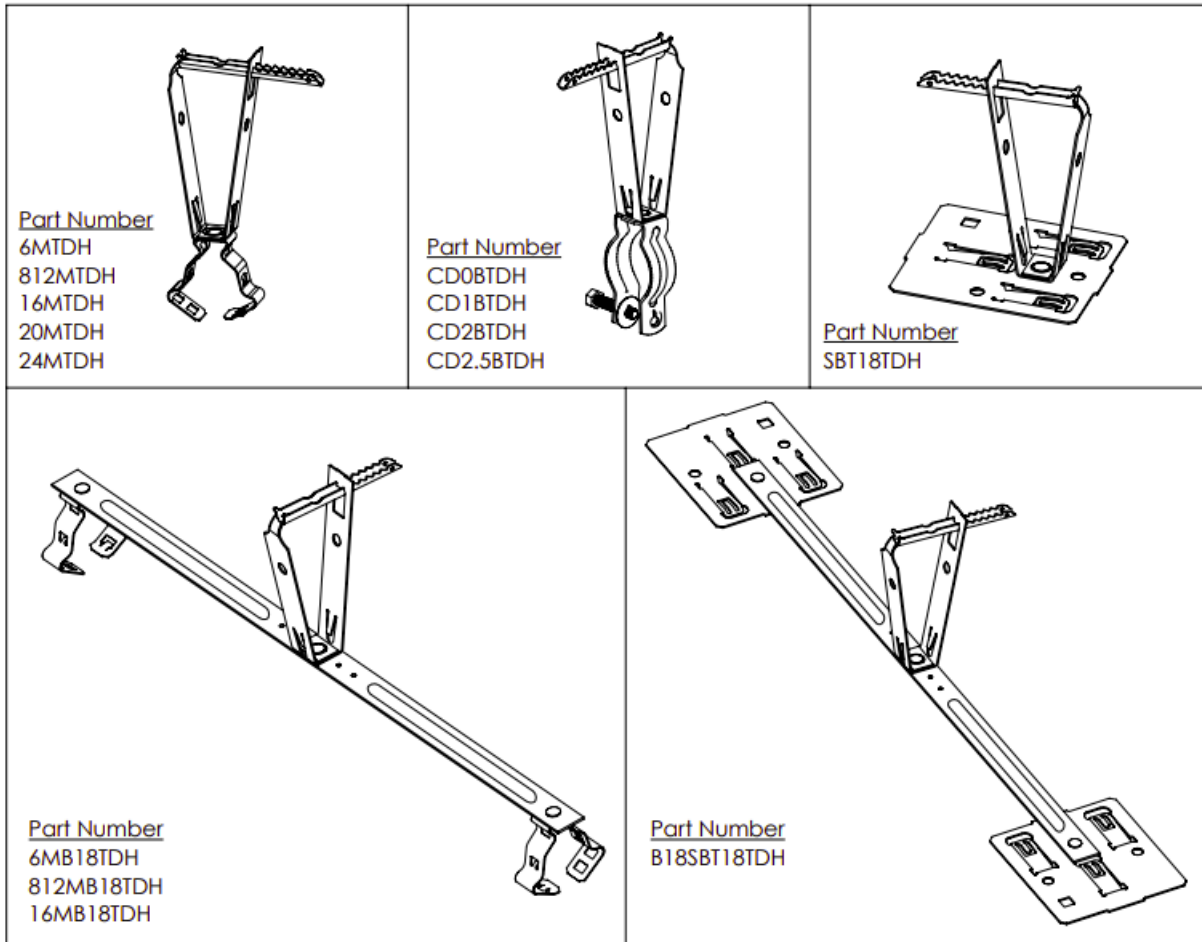
nVent CADDY TDH Series Decking Offset Clips and Box or Conduit Hangers Instructions



## Contents

- [1 Instructions](#)
- [2 Documents / Resources](#)
  - [2.1 References](#)
- [3 Related Posts](#)

## Instructions



### WARNING:

1. nVent products shall be installed and used only as indicated in nVent product instruction sheets and training materials. Instruction sheets are available at [www.nVent.com](http://www.nVent.com) and from your nVent customer service representative.
2. nVent products must never be used for a purpose other than the purpose for which they were designed or in a manner that exceeds specified load ratings.
3. All instructions must be completely followed to ensure proper and safe installation and performance.
4. Improper installation, misuse, misapplication or other failure to completely follow nVent's instructions and warnings may cause product malfunction, property damage, serious bodily injury and/or death, and void your warranty.
5. Products that are manufactured using spring steel components shall be used only in a non-corrosive indoor environment.
6. All pipe supports, hangers, intermediate components and structural attachments must ONLY be used as

described herein and are NEVER to be used for any other purpose.

**NOTE:** All load ratings are for static conditions and do not account for dynamic loading such as wind, water or seismic loads, unless otherwise noted.

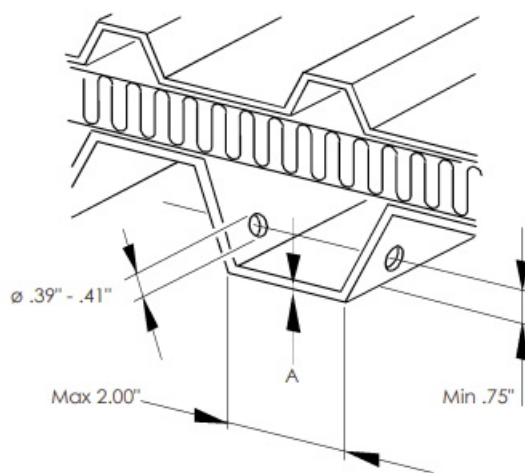
The customer is responsible for:

- Conformance to all governing codes.
- The integrity of structures to which the products are attached, including their capability of safely accepting the loads imposed, as evaluated by a qualified engineer.
- Using appropriate industry standard hardware as noted above.

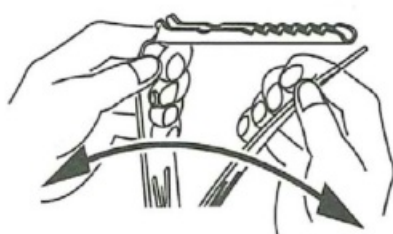
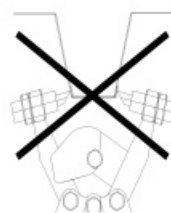
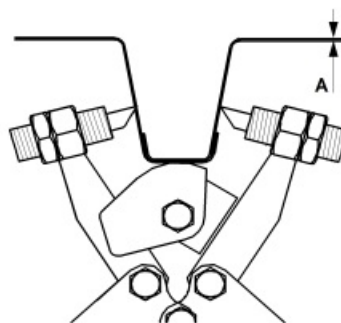
### SAFETY INSTRUCTIONS:

All governing codes and regulations and those required by the job site must be observed.

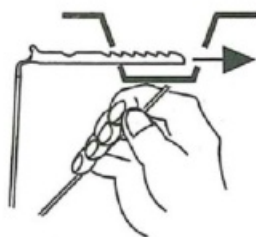
Always use appropriate safety equipment such as eye protection, hard hat, and gloves as appropriate to the application.



Part Number	Deck Thickness "A" in [mm]
TDHP2	<.047" [<1.2mm]
TDHP2PR10	Punch Set



Step 1



Step 2

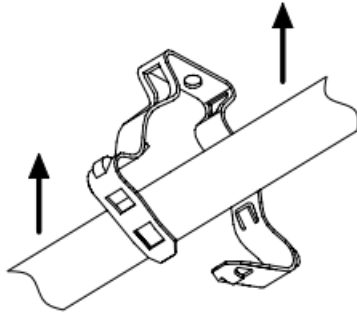


Step 3

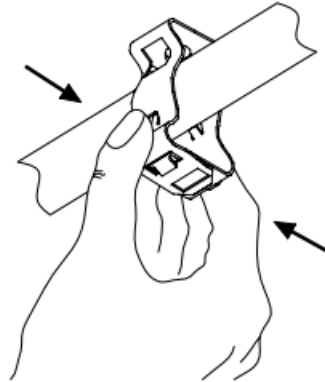
Part Number  
6MTDH  
812MTDH  
16MTDH  
20MTDH  
24MTDH



Static Load Limit 100 lbs [450 N]  
Note: Static load limits apply to  
nVent CADDY fasteners only



Step 1



Step 2

Part Number  
CD08TDH  
CD18TDH  
CD28TDH  
CD2.58TDH

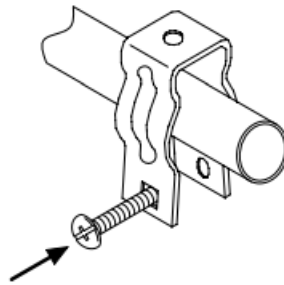


Deck Thickness "A" in [mm]	Static Load Limit lbs [N]
.025-.028 [0.63-0.7]	130 [600]
>.028-.031 [>0.7-0.8]	150 [700]
>.031-.039 [>0.8-1.0]	180 [800]
>.039-.059 [>1.0-1.5]	200 [900]

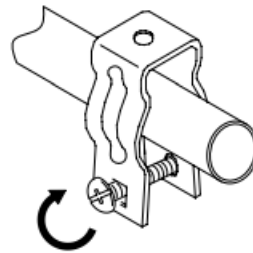
Note: Static load limits apply to  
nVent CADDY fasteners only



Step 1




Step 2



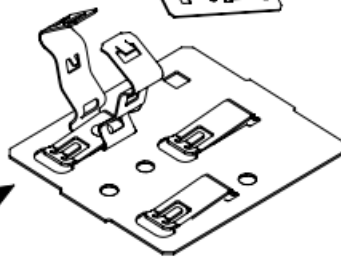
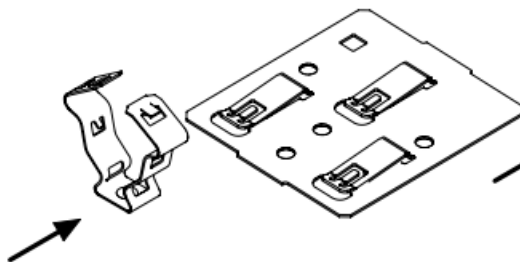
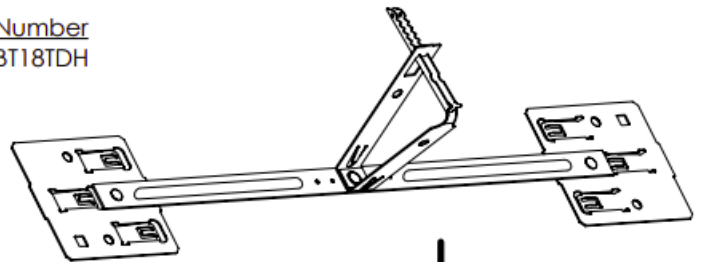
Step 3

Static Load  
Limit  
(see table)

Part Number  
SBT18TDH



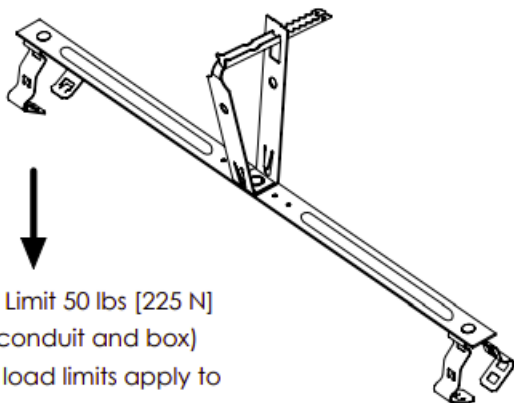
Part Number  
B18SBT18TDH



Static Load Limit 50 lbs [225 N]  
(Includes conduit and ox)  
Note: Static load limits pply to  
nVent CADDY asteners only

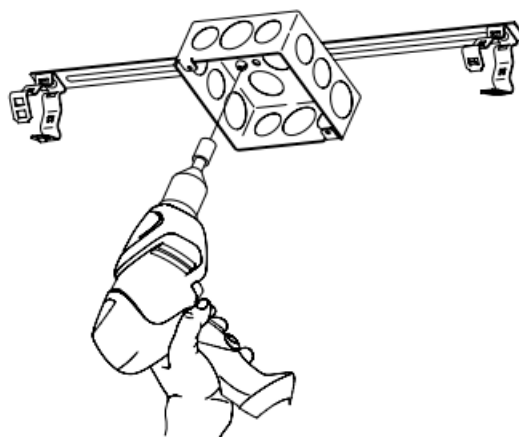
\*See additional assembly  
instructions below in steps 1 - 3

Part Number  
6MB18TDH  
812MB18TDH  
16MB18TDH

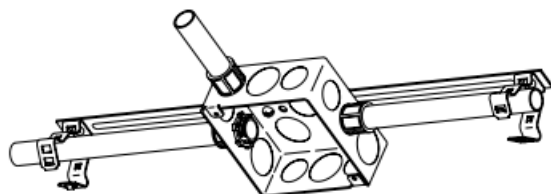


Static Load Limit 50 lbs [225 N]  
(Includes conduit and box)

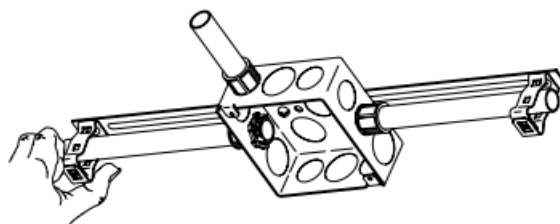
Note: Static load limits apply to  
nVent CADDY fasteners only



Step 1 - Attach box  
with self tapping  
screws (SMS8).



Step 2 - Install  
conduit in box.



Step 3 - Finger snap  
clips closed around  
conduit.

nVent, nVent CADDY, nVent ERICO Cadweld, nVent ERICO Critec, nVent ERICO, nVent ERIFLEX, and nVent LENTON are owned by nVent or its global affiliates. All other trademarks are the property of their respective owners. nVent reserves the right to change specifications without prior notice.


#### TECHNICAL SUPPORT:

[www.nVent.com](http://www.nVent.com)

© 2010 – 2021 nVent All Rights Reserved



#### Documents / Resources



[nVent CADDY TDH Series Decking Offset Clips and Box or Conduit Hangers](#) [pdf] Instructions

812MTDH, 6MTDH, CD0BTDH, SBT18TDH, TDH Series Decking Offset Clips and Box or Conduit Hangers, TDH Series, Decking Offset Clips and Box or Conduit Hangers, Offset Clips and Box or Conduit Hangers, Clips and Box or Conduit Hangers, Box or Conduit Hangers

#### References

-  [The Future of Connection and Protection | nVent](#)

Manuals+.