



# nVent CADDY CRAU26SW12C Pyramid Rooftop Anchor Modified Asphalt Owner's Manual

[Home](#) » [nVent Caddy](#) » nVent CADDY CRAU26SW12C Pyramid Rooftop Anchor Modified Asphalt Owner's Manual 

## Contents

- [1 nVent CADDY CRAU26SW12C Pyramid Rooftop Anchor Modified Asphalt](#)
- [2 Specifications](#)
- [3 Product Information](#)
- [4 FEATURES](#)
- [5 PRODUCT ATTRIBUTES](#)
- [6 ADDITIONAL PRODUCT DETAILS](#)
- [7 DIAGRAMS](#)
- [8 MORE INFORMATION](#)
- [9 FAQ](#)
- [10 Documents / Resources](#)
  - [10.1 References](#)
- [11 Related Posts](#)



**nVent CADDY CRAU26SW12C Pyramid Rooftop Anchor Modified Asphalt**



## Specifications

- **Product Name:** nVent CADDY Pyramid Rooftop Anchor
- **Material:** Modified Asphalt, CertainTeed Membrane
- **Catalog Number:** CRAU26SW12C

## Product Information

nVent CADDY Pyramid Rooftop Anchors are designed to provide a secure method of installing rooftop anchor points for bracing applications. These anchors feature a modified asphalt surface and are compatible with TPO, PVC, and EPDM single ply materials. The installation of these anchors ensures a watertight membrane seal to the roof deck, offering superior membrane protection compared to other anchoring techniques.

## FEATURES

- Anchors require minimal roof membrane penetration
- The system preserves membrane manufacturers' warranty
- Matching membrane material allows for consistent performance and aesthetic
- Installation creates a watertight seal, eliminating water intrusion and damage to the structure

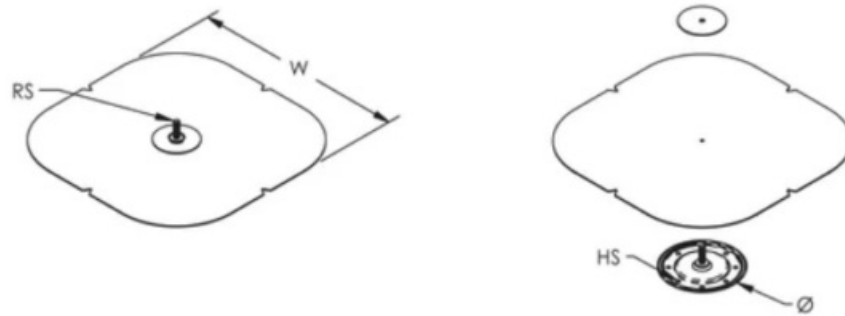
## PRODUCT ATTRIBUTES

- **Material:** Modified Asphalt
- **Membrane Manufacturer:** CERTAINTEED®
- **Rod Size (RS):** 3/8"
- **Diameter (Ø):** 5 1/2"
- **Hole Size (HS):** 0.28"
- **Width (W):** 18"

## ADDITIONAL PRODUCT DETAILS

The anchor system must be installed by a certified roofing contractor according to the membrane manufacturer's guidelines to preserve the membrane warranty.

## DIAGRAMS



## WARNING

nVent products shall be installed and used only as indicated in nVent's product instruction sheets and training materials. Instruction sheets are available at [www.nvent.com](http://www.nvent.com) and from your nVent customer service representative. Improper installation, misuse, misapplication or other failure to completely follow nVent's instructions and warnings may cause product malfunction, property damage, serious bodily injury, and death and/or void your warranty.

[nVent.com](http://www.nvent.com)

## MORE INFORMATION

### North America

- +1.800.753.9221
- Option 1 – Customer Care Option 2
- Technical Support

### Europe Netherlands:

- +31 800-0200135 France:
- +33 800 901 793

### Europe Germany:

- 800 1890272 Other Countries:
- +31 13 5835404


## APAC

- Shanghai:
- + 86 21 2412 1618/19 Sydney:
- +61 2 9751 8500



## FAQ

- **Q: Can I install the nVent CADDY Pyramid Rooftop Anchor myself?**
  - A: No, the anchor system must be installed by a certified roofing contractor to preserve the membrane warranty.
- **Q: Is the anchor system compatible with all types of roof membranes?**
  - A: The anchor system is compatible with TPO, PVC, EPDM single ply materials, and modified asphalt surfaces.
- **Q: How can I obtain product instruction sheets and training materials?**
  - A: Instruction sheets are available at [www.nvent.com](http://www.nvent.com) or through your nVent customer service representative.

## Documents / Resources

	<p><a href="#">nVent CADDY CRAU26SW12C Pyramid Rooftop Anchor Modified Asphalt</a> [pdf] Owner's Manual</p> <p>CRAU26SW12C, CRAU26SW12C Pyramid Rooftop Anchor Modified Asphalt, Pyramid Rooftop Anchor Modified Asphalt, Rooftop Anchor Modified Asphalt, Anchor Modified Asphalt, Asphalt</p>
---	---

## References

-  [Building a more Sustainable and Electrified World | nVent](#)
-  [Building a more Sustainable and Electrified World | nVent](#)
- [User Manual](#)

[Manuals+](#), [Privacy Policy](#)

This website is an independent publication and is neither affiliated with nor endorsed by any of the trademark owners. The "Bluetooth®" word mark and logos are registered trademarks owned by Bluetooth SIG, Inc. The "Wi-Fi®" word mark and logos are registered trademarks owned by the Wi-Fi Alliance. Any use of these marks on this website does not imply any affiliation with or endorsement.