


MCX-800MZ
Multi Zone Multi
Room System 8
Channel
Amplifier



NUPRIME MCX-800MZ Multi Zone Multi Room System 8 Channel Amplifier User Manual

[Home](#) » [NUPRIME](#) » NUPRIME MCX-800MZ Multi Zone Multi Room System 8 Channel Amplifier User Manual 

Contents

- [1 NUPRIME MCX-800MZ Multi Zone Multi Room System 8 Channel Amplifier](#)
- [2 Product Usage Instructions](#)
- [3 Safety Instructions](#)
- [4 Introduction](#)
- [5 Specifications](#)
- [6 Quick Start Guide](#)
- [7 NuPrime's Limited Warranty and Limitation of Liabilities](#)
- [8 Documents / Resources](#)
 - [8.1 References](#)
- [9 Related Posts](#)



NUPRIME MCX-800MZ Multi Zone Multi Room System 8 Channel Amplifier



Specifications

- Product: MCX-800MZ

- System: Multi-zone multi-room 8-channel amplifier
- Power Supply Technology: Adaptive Voltage Gallium Nitride Switching Power Supply
- Features: Explosive power, ultra-low distortion characteristics

Product Usage Instructions

Safety Instructions

Ensure safe use and operation of your device by following these guidelines:

- Avoid operating the equipment near sensitive medical devices or airborne electronic navigational devices.
- Use only grounded AC power cords.
- Disconnect power immediately if the device emits unusual odor, sound, or smoke.
- Do not disassemble, repair, or modify the device to prevent injuries or damage.
- Avoid allowing children to play with the device to prevent bodily injury.
- Keep accessories and small parts away from children to avoid choking hazards.
- Avoid high sound volume levels with earphones to protect your hearing.
- Avoid exposing the unit to moisture or water to reduce the risk of fire or electric shock.

Introduction

The MCX-800MZ amplifier utilizes Adaptive Voltage Switching Power Supply technology to enhance audio performance:

- The power supply adjusts voltage based on incoming music signal strength.
- Feedback from the amplifier's output signal influences power supply voltages, providing more details at low volume and increased power at high volume.

FAQ

Q: How can I optimize the performance of my MCX-800MZ amplifier?

A: Ensure proper ventilation around the amplifier and follow recommended usage guidelines for safe operation.

Q: Can I connect multiple audio sources to the amplifier simultaneously?

A: Yes, the MCX-800MZ supports multiple inputs for a versatile audio setup in different zones.

Q: What should I do if I encounter unusual noise from the amplifier?

A: Immediately disconnect the power and contact customer support for assistance to diagnose and resolve the issue.

Multi-zone multi-room system 8-channel amplifier, using adaptive voltage gallium nitride switching power supply technology, with explosive power and ultra-low distortion characteristics.

FCC Notice – Declaration of Conformity Information

This equipment has been tested and found to comply with the limits for a Class B digital device, pursuant to part 15 of the FCC Rules. These limits are designed to provide reasonable protection against harmful interference in a residential installation. This equipment uses and can radiate radio frequency energy and, if not installed and used in accordance with the instructions, may cause harmful interference to radio communications.

However, there is no guarantee that interference will not occur in a particular installation. If this equipment does cause harmful interference to radio or television reception, which can be determined by turning the equipment on and off, the user is encouraged to try to correct the interference by one or more of the following measures:

- Reorient or relocate the receiving antenna.
- Increase the separation between the equipment and receiver.
- Connect the equipment into an outlet on a circuit different from that to which the receiver is connected.
- Consult the dealer or an experienced radio/TV technician for help.

WARNING: Only peripherals complying with the FCC class B limits may be attached to this equipment.

Changes or modifications made to this equipment, not expressly approved by us or parties authorized by us could void the user's authority to operate the equipment. This device complies with part 15 of the FCC Rules. Operation is subject to the following two conditions: (1) This device may not cause harmful interference, and (2) this device must accept any interference received, including interference that may cause undesired operation.

EU Declaration of Conformity

Hereby, NuPrime Audio, Inc. declares that this device is in compliance with the essential requirements and other relevant provisions of Directive 2004/108/EC.

The manufacturer of this product is NuPrime Audio, Inc., 1712 Pioneer Ave. Ste 1817, Cheyenne, Wyoming 82001, USA.

The Authorized Representative for EMC and product safety is NuPrime Audio, Inc., 1712 Pioneer Ave. Ste 1817, Cheyenne, Wyoming 82001, USA.

For any service or guarantee matters please refer to the addresses given in separate service or guarantee documents.

For Customers in Europe

Disposal of Old Electrical & Electronic Equipment (Applicable in the European Union and other European countries with separate collection systems)

This symbol on the product or on its packaging indicates that this product shall not be treated as household waste. Instead it shall be handed over to the applicable collection point for the recycling of electrical and electronic equipment. By ensuring this product is disposed of correctly, you will help prevent potential negative consequences for the environment and human health, which could otherwise be caused by inappropriate waste handling of this product. The recycling of materials will help to conserve natural resources. For more detailed information about recycling of this product, please contact your local Civic Office, your household waste disposal service or the shop where you purchased the product.

Safety Instructions

There are two categories of Safety Instructions included in this manual:

- Product Warnings, (i.e., what must never be done to assure avoiding those hazards that
- could cause bodily injury or property damage); and
- User Directions (i.e., what must always be done to assure the safe use of your device).

The Safety Instructions contained in this manual have been categorized in accordance with the seriousness of the potential hazards through the use of Signal Words. Those Signal Words, and their intended meanings, are as follows:

DANGER: Indicates that a failure to observe the Safety Instructions could result in death or catastrophic bodily injury.

WARNING: Indicates that a failure to observe the Safety Instructions could result in serious bodily injury.

CAUTION: Indicates that a failure to observe the Safety Instructions could result in minor bodily injury or property damage.

NOTE: Designates important information that relates to activities and/or conditions that might result in loss of data and/or damage to your device.

Safe Use and Operation of Your Device

This equipment emits stray RF energy and will interfere with the reception of signals by airborne electronic navigational devices or medical devices. Do not operate this equipment near any sensitive medical devices.

WARNING: Use only grounded AC power cords.

Always immediately disconnect the power to the equipment in the event the device emits an unusual odor or sound or generates smoke.

WARNING: Never attempt to disassemble, repair or make any modification to your device. Disassembly, modification or any attempt at repair could cause bodily injury or property damage, as well as damage to the device itself.

WARNING: Your device is not a toy. Never allow children to play with your device. Misuse, rough or improper handling of your device by children could result in serious bodily injury for any of the enumerated safety warnings in this manual. In addition, always keep all accessories and components out of the reach of small children as small parts might present a choking hazard. Seek immediate medical attention if choking occurs or if any small part has been swallowed.

CAUTION: Never raise the sound volume level too high when using your device with earphones. An excessive sound volume level could cause damage to your hearing.

WARNING: To reduce the risk of fire or electric shock, do not expose the unit to moisture or water.

Do not allow foreign objects to get into the enclosure. If the unit is exposed to moisture, or a foreign object gets into the enclosure, immediately disconnect the power cord from the wall. Take the unit to a qualified service person for inspection and necessary repairs.

Read all the instructions before connecting or operating the component.

Keep this manual so you can refer to these safety instructions.

Heed all warnings and safety information in these instructions and on the product itself. Follow all operating instructions.

Do not use this unit near water.

You must allow a minimum 10 cm or 4 inches of unobstructed clearance around the unit.

Do not place the unit on a bed, sofa, rug, or similar surface that could block the ventilation openings. If the unit is placed in a bookcase or cabinet, there must be ventilation of the cabinet to allow proper cooling.

Keep the component away from radiators, heat registers, stoves, or any other appliance that produces heat.

The unit must be connected to a power supply only of the type and voltage specified on the rear panel. Connect the component to the power outlet only with the supplied power supply cable or an exact equivalent. Do not modify the supplied cable.

Do not route the power cord where it will be crushed, pinched, bent, exposed to heat, or damaged in any way. Pay particular attention to the power cord at the plug and where the cord exits the back of the unit.

The power cord should be unplugged from the wall outlet during a lightning storm or if the unit is to be left unused for a long period of time.

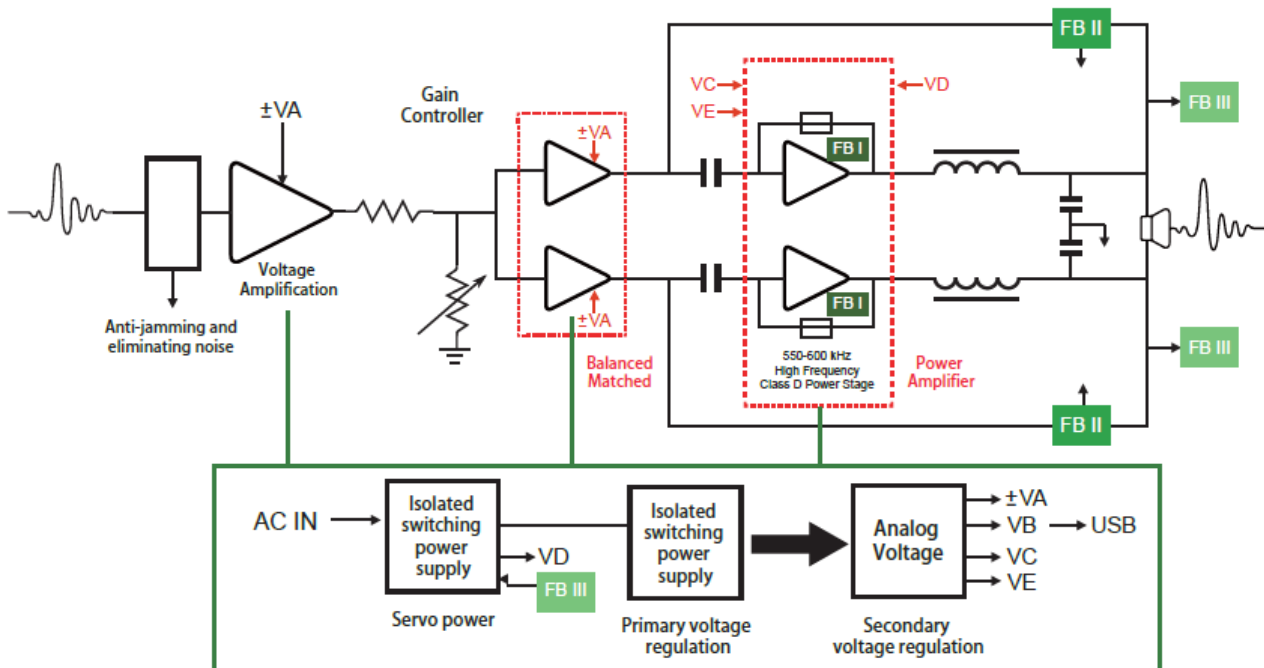
Immediately stop using the component and have it inspected and/or serviced by a qualified service agency if:

- The power supply cord or plug has been damaged.
- Objects have fallen or liquid has been spilled into the unit.

- The unit has been exposed to rain.
- The unit shows signs of improper operation.
- The unit has been dropped or damaged in any way

Introduction

The NuPrime MCX-800MZ is a multizone eight channels amplifier that has four stereo modules, each with its own Adaptive Voltage Switching Power Supply technology and integrated amplifier incorporating high-speed gate driver error correction. This technology enables each module to deliver explosive power and ultra-low distortion, with a neutral and detailed sound characteristic. The MCX-800MZ has advanced protection circuitry that safeguards it from fault conditions such as short circuits, overload, overtemperature, and under-voltage.



Modern floating voltage technology causes the voltage to change in accordance with the strength of the incoming music signal.

The Adaptive Voltage Switching Power Supply is the most innovative SMPS design introduced by NuPrime. The amplifier's output signal feeds back into the power supply's servo power stage, causing a change in the output voltages supplying the power stage of the amplifier. This design resulted in more details at a low music level and explosive power at a high volume.

Specifications

Inputs

- Inputs: Switch L position: RCA analog input x 8
Switch B position: XLR analog input x 2
Switch A position: RCA analog input x 2
- Trigger in (DC 0V~15V). Floating or (DC 3V~15V) as running; less than 0.7V as standby.

Outputs

- Stereo Speaker Out x 8
- Line Out : XLR analog Out x 2 , RCA analog Out x 2


- Trigger Out (12V, 0.1A)
 - DC 5V Output via Type-A USB Connector (Maximum output 1.6A) x 2
- When only using one USB power, the maximum output current can reach 2A.

Amplifier

- Power: 120W@8 Ohms/channel
- Power: 210W@4 Ohms/channel
- Peak Output Power: 170W@8 Ohms/channel
- Peak Output Power: 300W@4 Ohms/channel
- Input Impedance: 47k Ohms
- Gain Adjustable: Magnification x 17~x 32 is adjusted through variable resistor
- Signal to Noise Ratio: > 95dB at 1W, 10W, 100W
- THD+N: <0.005%
- Frequency Response: 10Hz to 50kHz
- Worldwide AC voltage: US Version 100 ~ 120Vac, Europe version 220 ~ 240Vac, AC voltage not switchable
- AC Fuse: Slow-blow, 15A/250V(US Version) , 10A/250V(Europe version)
- Dimension: 430 mm W x 330 mm D x 105 mm H (including feet)
- Weight: 10.5 kg
- Color: Black

Quick Start Guide

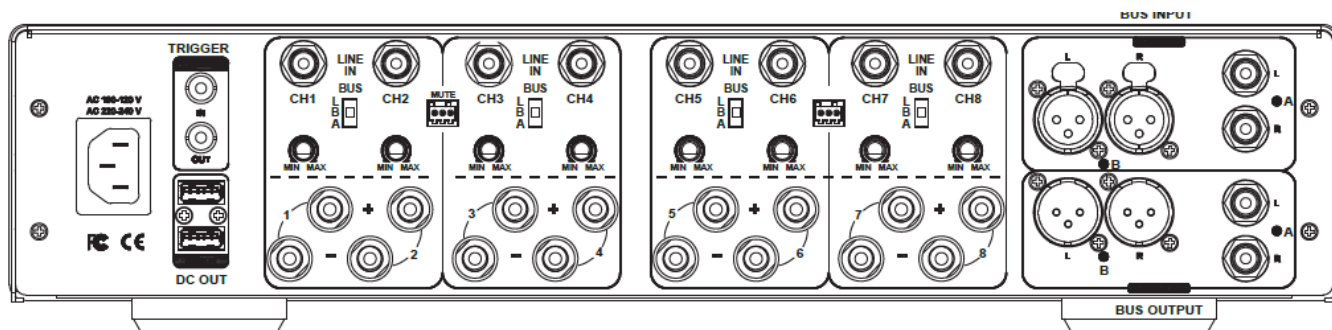
Front Panel View:



Light indication

- **LED 1** : Power-on and standby status lights: Orange light: MUTE /// Blue light: Power on Power supply thermal protection: no light
- **LED 2** : Fault code indicator: Yellow light: power amplifier fault indication /// Red light: overload protection

Back Panel View:



Inputs switch :

- L: Each channel has an independent input (LINE IN)
- B: All inputs are transmitted through XLR cable (BUS B)
- A: All inputs are transmitted through RCA cable (BUS A)

Inputs :

- Switch L position : RCA analog input x 8 Switch B position : XLR analog input x 2 Switch A position : RCA analog input x 2

Outputs :

- Stereo Speaker Out x 8
- XLR analog BUS Out x 2
- RCA analog BUS Out x 2
- DC 5V Output x2

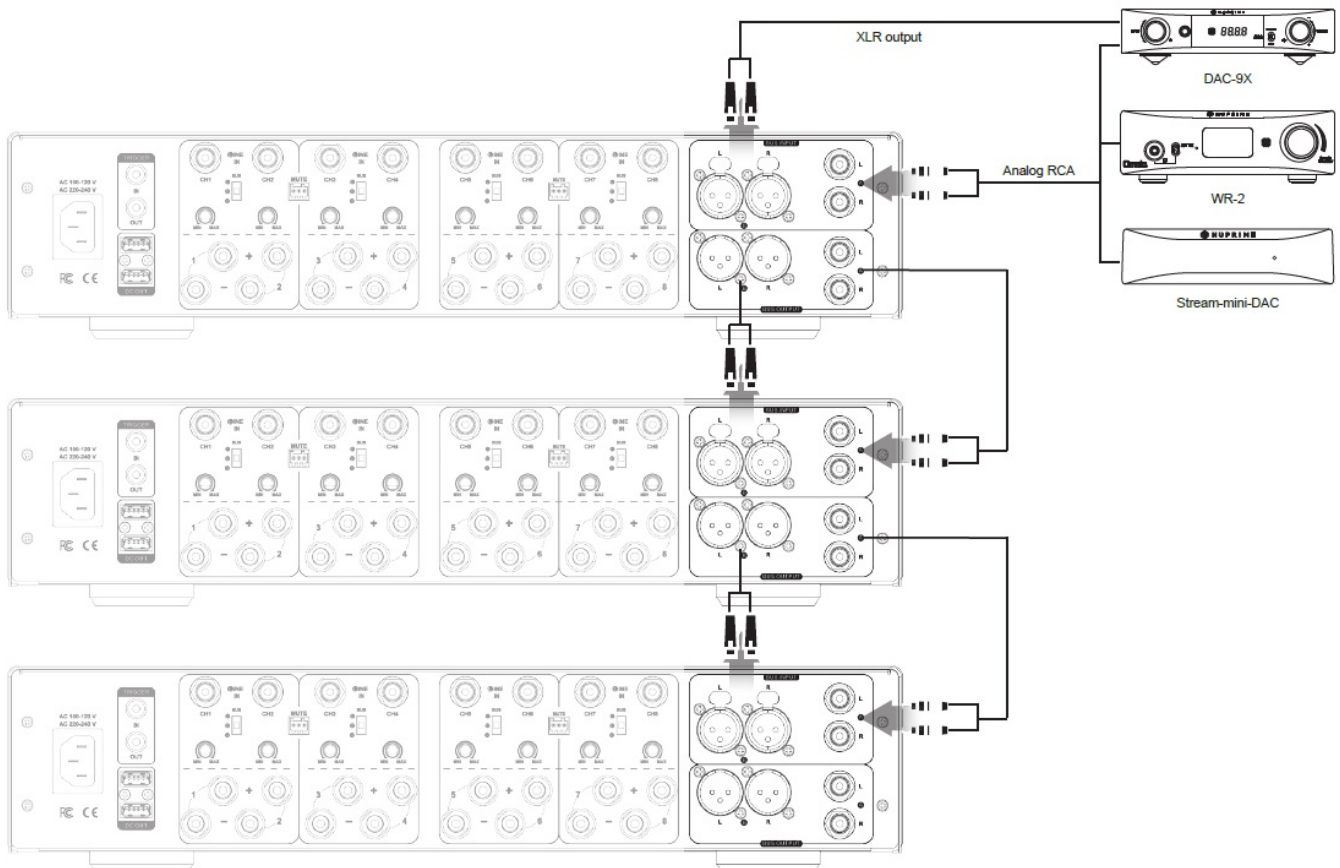
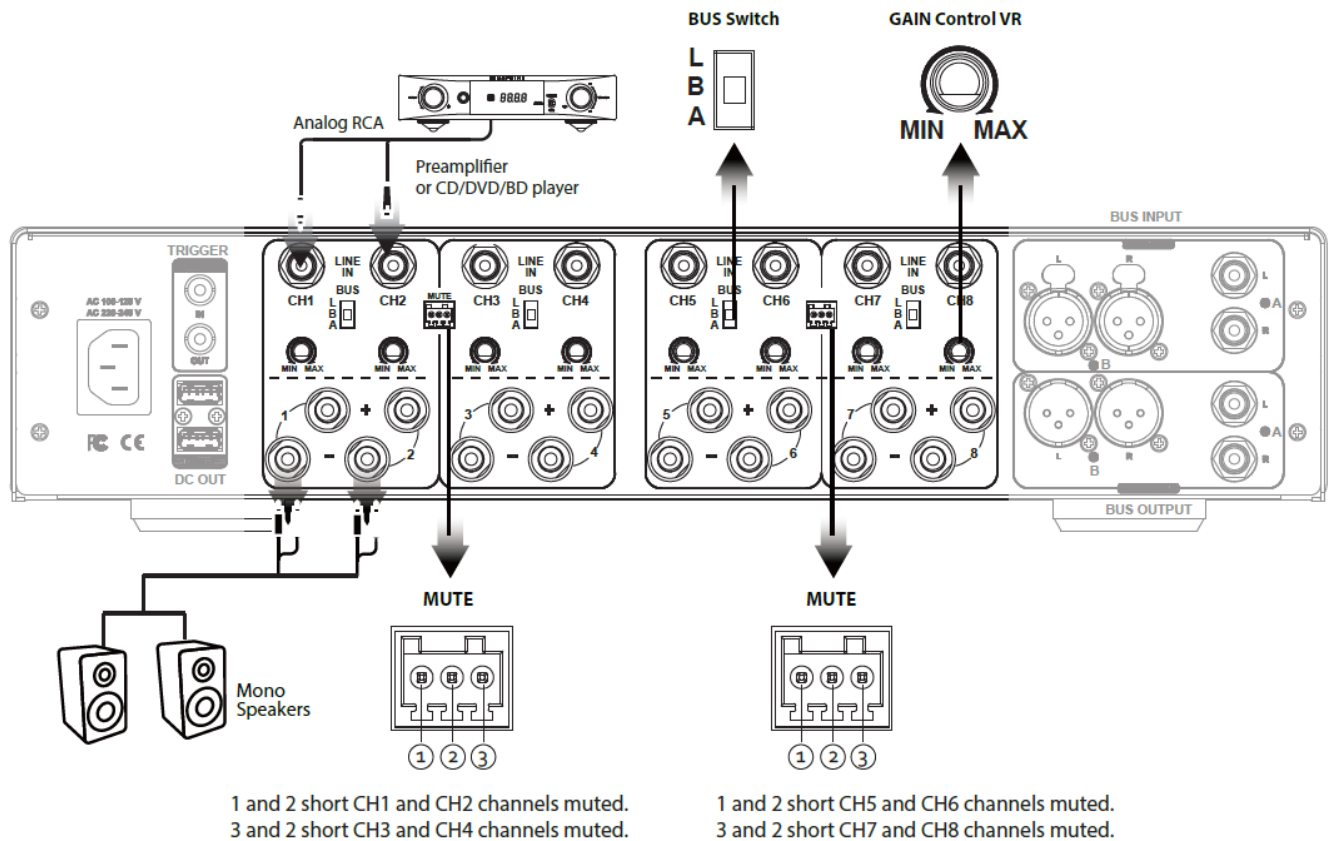
Control:

- GAIN Control VR x 8
- MUTE Control x 2 (Please see the description on page 12)
- Trigger in x 1
- Trigger out x 1

BUS Function :

- **BUS L:** When the switch is in the L position (LINE IN), each channel has an independent input to drive each corresponding speaker output.
- **BUS B:** When the switch is in the B position(BUS B), all inputs are transmitted through BUS B XLR cable , the left channel drives speaker outputs 1, 3, 5, and 7,the right channel drives speaker outputs 2, 4, 6, and 8 and Bus Output can feed Bus input of another MCX-800MZ.
- **BUS A:** When the switch is in the A position(BUS A), all inputs are transmitted through BUS A RCA cable , the left channel drives speaker outputs 1, 3, 5, and 7,the right channel drives speaker outputs 2, 4, 6, and 8 and Bus Output can feed Bus input of another MCX-800MZ.

Connection:



Can connect mAupline MCX-800MZ

NuPrime's Limited Warranty and Limitation of L iabilities

ADDITIONAL RIGHTS

For consumers, who are covered by consumer protection laws or regulations in their country of purchase or, if different, their country of residence, the benefits conferred by this warranty are in addition to all rights and remedies conveyed by such consumer protection laws and regulations. This warranty does not exclude, limit or suspend any rights of consumers arising out of nonconformity with a sales contract. Some countries, states and provinces do not allow the exclusion or limitation of incidental or consequential damages or allow limitations on how long an implied warranty or condition may last, so the limitations or exclusions described below may not apply to you. This warranty gives you specific legal rights, and you may also have other rights that vary by country, state or province. This limited warranty is governed by and construed under the laws of the country in which the product purchase took place.

LIMITED WARRANTY

For a period of ONE (1) YEAR from the date of retail purchase by the original end-user purchaser ("Warranty Period"), NuPrime warrants (i) this product against defects in materials and workmanship, and (ii) that each Product, unmodified and under normal use and conditions, will substantially comply with NuPrime's applicable written technical documentation for the Product. NuPrime reserves the right to make substitutions and modifications from time to time in the specifications of Products sold by NuPrime, provided that such substitutions or modifications do not materially affect overall Product performance.

If a hardware defect exists and a valid claim is received within the Warranty Period, at its option and to the extent permitted by law, NuPrime will (1) repair the hardware defect at no charge, using new or refurbished replacement parts, (2) exchange the product with a product that is new or which has been manufactured from new or serviceable used parts and is at least functionally equivalent to the original product, or (3) refund the purchase price of the product. NuPrime may request that you replace defective parts with user-installable new or refurbished parts that NuPrime provides in fulfillment of its warranty obligation. A replacement product/part assumes the remaining warranty of the original product or ninety (90) days from the date of replacement or repair, whichever provides longer coverage for you. When a product or part is exchanged, any replacement item becomes your property and the replaced item becomes NuPrime's property. When a refund is given, your product becomes NuPrime's property.

OBTAINING WARRANTY SERVICE

If you purchased the product in the U.S., deliver the product, at your expense, to any NuPrime Service Center located in the U.S. If you purchased the product outside of the U.S., deliver the product to any NuPrime Authorized Importer in the country where you purchased the product. Be aware, however, that not all countries have NuPrime Authorized Service Providers ('NASP') and not all Authorized Service Providers outside the country of purchase have all parts or replacement units for the product. If the product cannot be repaired or replaced in the country it is in, it may need to be sent to a different country or returned to the country of purchase at your expense for repair or replacement. If you seek service in a country that is not the country of original purchase, you will comply with all applicable import and export laws and regulations and be responsible for all custom duties, V.A.T. and other associated taxes and charges. Where international service is available, NuPrime may repair or exchange defective products and parts with comparable products and parts that comply with local standards. You can always deliver the product to NuPrime's U.S.A or Taiwan service center for obtaining warranty service, however, you may have to pay for shipping cost.

NuPrime may send you user-installable new or refurbished replacement product or parts to enable you to service or exchange your own product ("DIY Service"). Upon receipt of the replacement product or part, the original product or part becomes the property of NuPrime and you agree to follow instructions, including, if required, arranging the return of original product or part to NuPrime in a timely manner.

When providing DIY Service requiring the return of the original product or part, NuPrime may require a credit card authorization as security for the retail price of the replacement product or part and applicable shipping costs. If you follow instructions, NuPrime will cancel the credit card authorization, so you will not be charged for the product or part and shipping costs. If you fail to return the replaced product or part as instructed or the replaced product or part is not eligible for warranty service, NuPrime will charge the credit card for the authorized amount.

EXCLUSIONS AND LIMITATIONS

This Limited Warranty applies only to hardware products manufactured by or for NuPrime that can be identified by

the “NuPrime” trademark, trade name, or logo affixed to them. The Limited Warranty does not apply to any non-NuPrime hardware products or any accessories, even if packaged or sold with NuPrime hardware. Non-NuPrime manufacturers, suppliers, may provide their own warranties. Other accessories distributed by NuPrime under the NuPrime brand name are not covered under this Limited Warranty. This warranty does not apply: (a) to damage caused by accident, abuse, misuse, misapplication, liquid contact, fire, earthquake, non-NuPrime products, or other external causes; (b) to damage caused by service performed by anyone who is not a NASP; (c) to a product or a part that has been modified without the written permission of NuPrime; (d) to consumable parts, such as batteries, or protective coatings designed to diminish over time unless failure has occurred due to a defect in materials or workmanship; (e) to cosmetic damage, including but not limited to scratches, dents, and broken plastic on ports; (f) to defects caused by normal wear and tear or otherwise due to the normal aging of the product; or (g) if any NuPrime serial number has been removed or defaced.

Important: Do not open the hardware product. Opening the hardware product may cause damage that is not covered by this warranty. Only NuPrime or a NASP should perform service on this hardware product.

This warranty and remedies set forth above are exclusive and in lieu of all other warranties, remedies and conditions, whether oral or written, express or implied. NuPrime specifically disclaims any and all implied warranties, including, without limitation, warranties of merchantability and fitness for a particular purpose. If NuPrime cannot lawfully disclaim implied warranties under this limited warranty, all such warranties, including warranties of merchantability and fitness for a particular purpose are limited in duration to the duration of this warranty. No NuPrime reseller, agent, or employee is authorized to make any modification, extension, or addition to this warranty.


NuPrime is not responsible for direct, special, incidental or consequential damages resulting from any breach of warranty or condition, or under any other legal theory, including but not limited to lost profits, downtime, goodwill, damage to or replacement of equipment and property, any costs of recovering, reprogramming, or reproducing any program or data stored in or used with NuPrime products, and any failure to maintain the confidentiality of data stored on the product. NuPrime specifically does not represent that it will be able to repair any product under this warranty or make a product exchange without risk to or loss of programs or data.

Some states and provinces do not allow the exclusion or limitation of incidental or consequential damages or exclusions or limitations on the duration of implied warranties or conditions, so the above limitations or exclusions may not apply to you. This warranty gives you specific legal rights, and you may also have other rights that vary by state or province.

Proof of purchase in the form of a bill of sale or receipted invoice which is evidence that the unit is within the Warranty period must be presented to obtain warranty service.

Replacement as provided under this warranty is the exclusive remedy of the consumer. NuPrime shall not be liable for any incidental or consequential damages for breach of any express or implied warranty on this product. Except to the extent prohibited by applicable law, any implied warranty of merchantability or fitness for a particular purpose on this product is limited in duration to the duration of this warranty.



	<p>NUPRIME MCX-800MZ Multi Zone Multi Room System 8 Channel Amplifier [pdf] User Manual</p> <p>MCX-800MZ Multi Zone Multi Room System 8 Channel Amplifier, MCX-800MZ, Multi Zone Multi Room System 8 Channel Amplifier, Zone Multi Room System 8 Channel Amplifier, Multi Room System 8 Channel Amplifier, Room System 8 Channel Amplifier, System 8 Channel Amplifier, 8 Channel Amplifier, Channel Amplifier, Amplifier</p>
---	---

References

- [🌐 Home Page - NuPrime Audio](#)
- [User Manual](#)

[Manuals+](#), [Privacy Policy](#)

This website is an independent publication and is neither affiliated with nor endorsed by any of the trademark owners. The "Bluetooth®" word mark and logos are registered trademarks owned by Bluetooth SIG, Inc. The "Wi-Fi®" word mark and logos are registered trademarks owned by the Wi-Fi Alliance. Any use of these marks on this website does not imply any affiliation with or endorsement.