



Numera Libris 2 User Guide

[Home](#) » [Numera](#) » Numera Libris 2 User Guide 

Contents

1 Numera Libris 2 User Guide

- 1.1 Welcome
 - 1.2 About Libris 2®
 - 1.3 Important Safety Information
 - 1.4 Libris 2® Overview
 - 1.5 Cradle Overview
 - 1.6 Using the Portable Charger Adapter
 - 1.7 Activation and Set Up
 - 1.8 Cellular Indicator
 - 1.9 Battery Indicator
 - 1.10 Indicator Light Settings
 - 1.11 Wearing Libris 2®
 - 1.12 Turning On and Off
 - 1.13 Emergency Calls
 - 1.14 System Care
 - 1.15 Audio Messages
 - 1.16 Specifications
 - 1.17 Terms of Use
 - 1.18 Disclaimer of Warranties and Limitation of Liability
 - 1.19 Wireless Service Carrier Disclosure
 - 1.20 FCC Part 15
 - 1.21 Package Disposal
 - 1.22 Battery Guidelines
 - 1.23 Symbols Used
- ### 2 Related Posts

Numera Libris 2 User Guide



Welcome

Thank you for choosing Numera Libris 2.

This user guide provides key information about Libris 2, including Important Safety Information. Please review it carefully and keep it nearby for reference. If you have questions that are not addressed in the user guide, please call your customer service number.



Some features and audio prompts described in this User Guide may not apply to your device. Device settings vary by Service Provider.

About Libris 2®

Libris 2, a personal mobile responder, is cellular-enabled and designed to provide you personal emergency response services whether you are at home, away from home, and even in the shower or bath.

The Libris 2 device is available with the optional Numera service “EverThere®”, which allows the user, his/her family, or other support network to receive alerts for emergency events and track the user via GPS. Talk to your Service Provider about whether EverThere® service is right for you.

Libris 2 can be activated by:

- Pressing the Libris 2 Call Button.
- Detecting a fall while wearing the Libris 2 (if this option is enabled).

When activated, Libris 2 will automatically call and allow you to speak with your Service Provider response team and provide information about your location. Your Service Provider response team can then notify emergency services for you, if needed.

Box Contents



Important Safety Information












FOR PROPER OPERATION, LIBRIS 2 REQUIRES ADEQUATE CELLULAR COVERAGE! POOR CELLULAR COVERAGE MAY RESULT IN THE INABILITY TO PLACE A CALL OR AUTOMATICALLY DETECT A FALL!

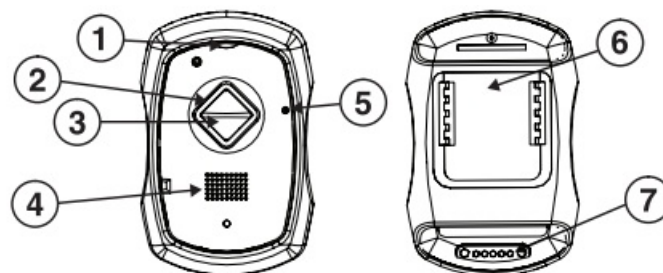
Check with your Service Provider for known coverage limitations.



To reduce risk of strangulation, the Libris 2 Lanyard is designed to break apart under certain conditions. Any cord worn around the neck, however, can pose a risk of strangulation, including

the possibility of serious injury and death. Libris 2 users and caregivers should exercise care with the Lanyard to ensure it does not get caught or tangled in wheelchairs, walkers and other such equipment.

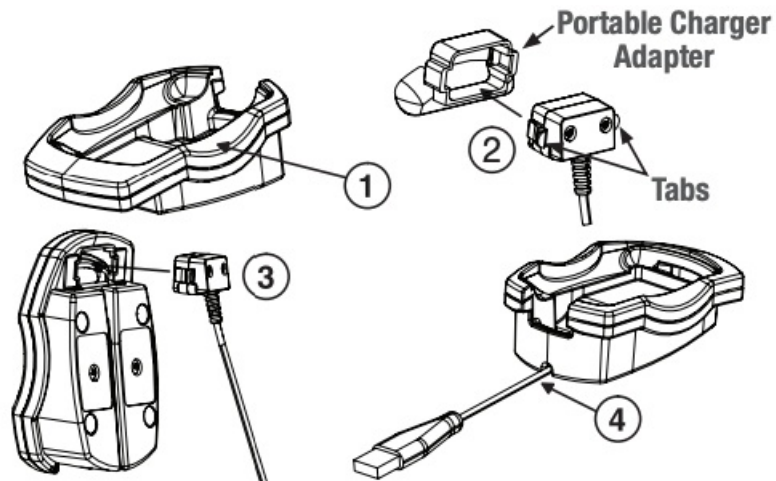
-  The battery in Libris 2 is not designed to be removed or replaced. Battery tampering carries an inherent risk of explosion. Do not tamper with, replace or manipulate the Libris 2 or battery in any way.
-  As with all location-based services, it may not always be possible to determine your location. Multi-level buildings, parking garages, and even dense urban areas can make it difficult for satellites and cell phone towers to determine your exact location.
-  In an emergency, please provide your Service Provider response team with as much information as possible about your location.
-  Libris 2 is not a replacement for regular contact with caregivers or access to an alternative means of placing an emergency call.
-  While the fall detection system performs well, no such system is 100% reliable. If you experience a fall that causes actual or potential injury, do not wait for the automatic call. You should always press the Call Button manually in an emergency if you are able.
-  Libris 2 requires adequate battery charge for proper operation. Low battery may result in the inability to place a call, automatically detect a fall, and/or properly locate you automatically during an emergency. See below for more information regarding the battery indicator and proper testing.
-  Libris 2 is designed to be water-resistant, not waterproof. Usage other than as directed may result in the inability to place a call, automatically detect a fall, and/or properly locate you automatically during an emergency.
-  Use only the Numera-provided Cradle and Power Cord. Keep the Cradle and Power Cord in good condition and located where they do not pose a safety hazard. Failure to use Numera's Cradle and Power Cord may interfere with system performance.
-  Test this System weekly. Test this System weekly to ensure the equipment is working properly.



Libris 2® Overview

1. Cellular Indicator shows cellular signal strength.
2. Battery Indicator, which surrounds the **Call Button**, shows battery status.
3. **Call Button**, when pushed, initiates a two-way call to your Service Provider response team.
4. Speaker allows you to hear your Service Provider response team.
5. Microphone allows Service Provider response team to hear you. It is placed 2/3 up the right hand side of the front face.

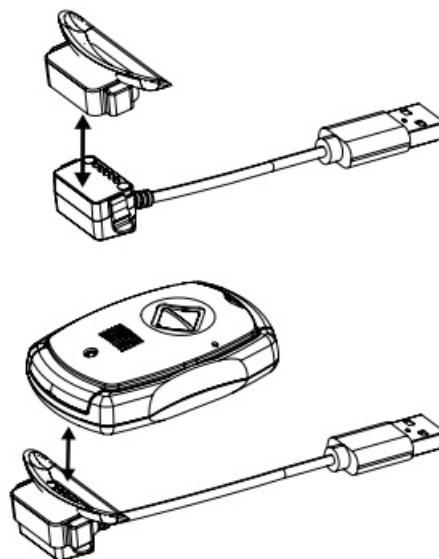
6. Clip Lock enables you to affix a Lanyard Clip or Belt Clip.
7. Charging Pins connect Libris 2 to the Cradle (be sure to keep these pins clean and free of debris).



Cradle Overview

1. Cradle is for holding Libris 2 while charging.
2. Charging Pins connect Cradle to the Libris 2 (be sure to keep these pins clean and free of debris). Press tabs inward to remove the Portable Charger Adapter.
3. Power Port is where the low voltage connector of the Power Cord connects to the Cradle. Insert the power cord into the slot in the cradle.
4. Power Cord connects the Cradle's Power Port to a USB port or standard wall outlet using the power plug adapter. Feed the cord through the slot under the cradle.

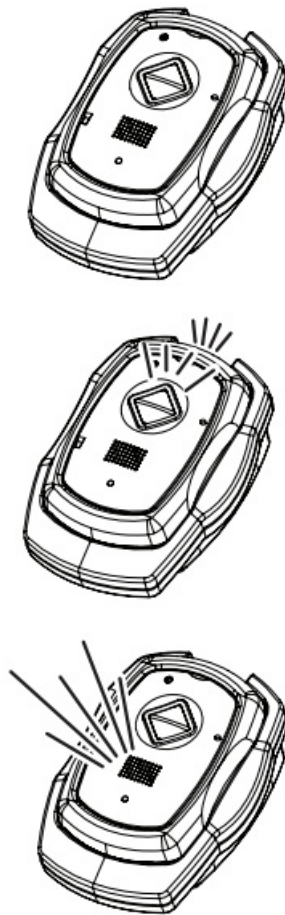
Using the Portable Charger Adapter



1. . If not attached, attach the portable charger adapter to the charging end of the power cord.
2. Rest the Libris 2 on the portable charger adapter. The magnetic pins will secure the Libris 2 unit to the charger.
3. Connect the power cord to a USB port or standard wall outlet using the power plug adapter. The Call Button will flash alternate colors while charging.

Activation and Set Up

Step 1: Activate Libris 2



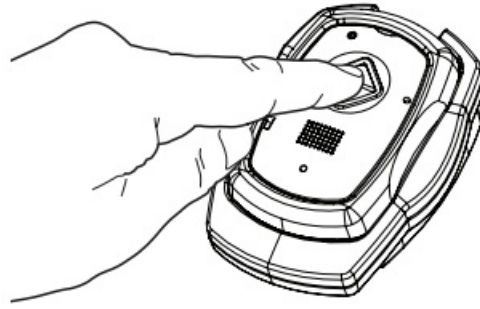
1. Place Libris 2 into the Cradle. While charging, the Cellular and Battery Indicators will be on and show your current cellular signal strength and level of battery charge.
2. Libris 2 should automatically turn on when placed in the Cradle, and it will play an audio message indicating it is ready for its first use: "We are activating your personal mobile responder. We will notify you when activation is complete." Libris 2 will automatically receive any updates and, once activated on the cellular network, may take up to a minute for Libris 2 to restart.
3. Libris 2 should then play an audio message: "This personal mobile responder will notify your response team when it detects a fall. With one touch of the **Call Button** your response team will be available to assist you and will pinpoint your location so help can reach you."



Note: Fall Detection is an optional feature. Consult your Service Provider to verify your device settings.

Step 2: Call to Complete Set Up

1. To register your personal mobile responder with your Service Provider response team, Libris 2 will say: "It's time to meet your response team. Please press and hold the **Call Button** down to connect to your response team now."



2. With Libris 2 in the Cradle, press and hold the **Call Button** until Libris 2 initiates the call. Libris 2 can remain in the Cradle during the call to your Service Provider response team.
3. Listen for the audio message: “Calling your response team now.”
4. When you complete the call with your Service Provider response team, Libris 2 will be set up.



Important: Libris 2 is not ready for use until you have completed the set up call with your Service Provider response team and, following that call, have charged Libris 2 in the Cradle for 4 hours.



Note: If Libris 2 does not power on and begin the activation process or cannot detect a cellular network, call your Service Provider’s customer service.

Cellular Indicator

The Cellular Indicator on top of Libris 2 shows cellular signal strength.

- When the Cellular Indicator is green, Libris 2 has a strong signal.
- When the Cellular Indicator is amber, Libris 2 has a moderate signal.
- When the Cellular Indicator is red, Libris 2 has a poor signal. Move to an area where you get a cellular signal. Libris 2 will not function properly without an adequate cellular signal.

Cellular Indicator	Strength*
Green	Strong
Amber	Moderate
Red	Poor Signal

*A cellular signal may not be available in all areas.

Battery Indicator

The Battery Indicator, which surrounds the Call Button, shows the level of battery charge.

- When the Battery Indicator is green, Libris 2 adequately charged.
- When the Battery Indicator is amber, Libris 2 is moderately charged.
- When the Battery Indicator is red, the battery charge is low, consider charging soon.

Battery Indicator	Status*	Action Required
Green	Good	No action needed
Yellow	Moderate	Consider charging
Red	Low	Charge soon

*The Libris 2 battery is designed to operate on a single charge for 36 hours but may be reduced as a result of user activity, cellular coverage, talk time, device-specific settings, and device life.



Important: Libris 2 requires an adequate battery charge to function properly. Prior to use, please charge Libris 2 at least 4 hours. We recommend charging the device each night.

Indicator Light Settings

The cellular and battery indicator light settings may be configured by your Service Provider to flash at a regular interval.

Wearing Libris 2®

Libris 2 can be worn on a belt using the Belt Clip, or as a pendant around your neck using the Lanyard Clip. Although the Libris 2 can be worn inside clothing, be advised it may be difficult to reach help button in an emergency. Talk to your health care provider regarding the most effective way to wear your Libris 2.



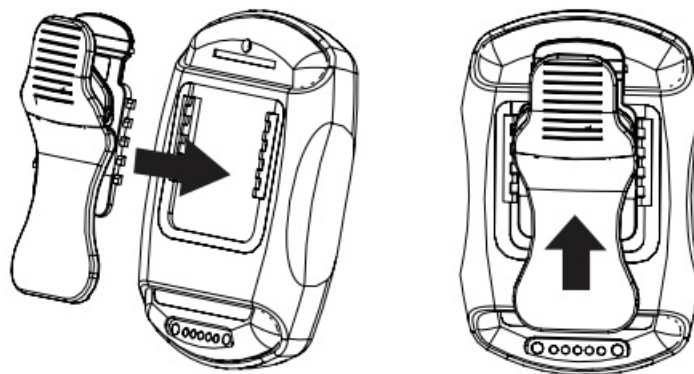
Use only the Numera-provided Lanyard. To reduce risk of strangulation, the Libris 2 Lanyard is designed to break apart under certain conditions. Any cord worn around the neck, however, can pose a risk of strangulation, including the possibility of serious injury and death. Libris 2 users and caregivers should exercise care with the Lanyard to ensure it does not get caught or tangled in wheelchairs, walkers and other such equipment.



Important: Libris 2 requires a vertical position with the Call Button facing away from the body to operate properly.

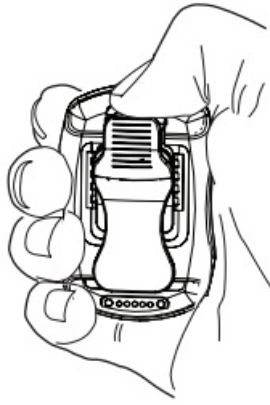
Attaching Belt Clip or Lanyard Clip

1. Align the notched side of the Clip with the notched area on the back.
2. Press inward until the Clip notches are nested within the Libris 2 notches.
3. Firmly push the Clip toward the top of the device. It is secure when you hear a click or you can no longer see the notches on the Clip.



Removing the Clip

1. Hold Libris 2 in your hand as shown, with the **Call Button** facing the palm of your hand.
2. Forcefully push downward on the Clip with your thumb to open.



Turning On and Off

To turn Libris 2 on, press the **Call Button** and hold it until the Battery Indicator flashes. Libris 2 will play music while it starts up. Once connected, Libris 2 will play a message: “Your personal mobile responder is ready.” Placing Libris 2 into the Cradle will turn it on automatically. Start-up audio prompts are silenced while this function is carried out in the Cradle.

To turn Libris 2 off, press the **Call Button** twice, holding down the second press for 7 seconds until Libris 2 plays a message announcing that you have requested to turn it off. It will ask you to confirm by pressing the **Call Button** one more time. If done correctly, Libris 2 will play the following message: “Powering off now. Good bye.”



Note: When you first receive Libris 2, leave it in the Cradle for 4 hours in order for the system to operate.

Emergency Calls

Place a Call Manually with Libris 2

To make an emergency call yourself using Libris 2:

- **Step 1.** Press and hold the Call Button once.
- **Step 2.** Listen for the audio message: “Calling your response team now. Please hold the device and position the microphone near your mouth to complete your call.”
- **Step 3.** Your Service Provider response team will answer your call, talk to you to assess your needs, and notify emergency services if appropriate.

Automatic Call if a Fall is Detected

If the fall detection option has been enabled, when Libris 2 detects a potential fall while you are wearing the Libris 2, it is designed to automatically call your Service Provider response team:

- If Libris 2 has detected a potential fall, it will announce: “A fall is detected. Calling your response team now. Please hold the device and position the microphone near your mouth to complete your call.”



- If you have fallen and require assistance, push the Call Button once manually and do not wait for Libris 2 to automatically place the call.



Important: Libris 2 requires adequate battery charge and cellular signal to make an emergency call. Some falls may not be detected even with adequate battery charge and cellular signal.

System Care

System Supervision

Supervision works to automatically notify the Service Provider to potential system trouble. Local indications will also provide notification in the case of prolonged trouble.

If the system stops providing local chime tones, voice annunciations, or the indicators on the Libris 2 stop illuminating as described in this manual, contact your Service Provider to determine if the system is operating properly. Customer service will provide instructions on how to test and/or return the unit.

Audio Messages

Libris 2 will deliver an alert tone and the following audio messages to notify you of system changes.

Audio Msg.	"Calling your response team now. Please hold the device and position the microphone near your mouth to complete your call."
Meaning	Libris 2 is establishing a connection with your response team.
Audio Msg.	"Ending your call now."
Meaning	The connection with your response team is ending.
Audio Msg.	"A fall is detected. Calling your response team now. Please hold the device and position the microphone near your mouth to complete your call."
Meaning	Libris 2 has detected a fall and is automatically calling your Service Provider response team.
Audio Msg.	"Your personal mobile responder is powering off. Please confirm by pressing the center button again."
Meaning	Warning that pushing the Call Button again will turn Libris 2 off and access to emergency help will be lost.
Audio Msg.	"Your response team is initiating a call. They will be with you in a moment."
Meaning	Your Service Provider response team is calling your Libris 2.
Audio Msg.	"Charge your personal mobile responder soon."

Meaning	Libris 2 battery charge is low; place Libris 2 in the Cradle for 4 hours.
Audio Msg.	"Charge your personal mobile responder NOW. Please place your personal mobile responder in the Charger now."
Meaning	Libris 2 battery charge is critically low; place Libris 2 in the Cradle immediately and leave in Cradle for 4 hours.
Audio Msg.	"Calling your response team now. Please hold the device and position the microphone near your mouth to complete your call. To cancel, press the Call Button twice and hold for 7 seconds."
Meaning	A call to your Service Provider response team has been initiated. To cancel a call, press the Call Button twice and hold during the second press for 7 seconds.
Audio Msg.	"No cellular coverage. Your personal responder cannot contact your response team but will continue to attempt a call. Placing your personal responder in the charger will cancel the call."
Meaning	Libris 2 detected a fall but is beyond cellular range. Libris 2 cannot contact the Service Provider response team but will keep attempting to call.

*This is not a comprehensive list: not all audio messages are enabled by default. Your Service Provider may elect to activate/deactivate some messages.

Specifications

Your new Numera Libris 2 is designed to the following specifications:

Wide Area Cellular Connectivity	LTE Cat1
Location Services	On-board Global Positioning Services (GPS) and mobile network Location Based Services (LBS).
Local Area Connectivity	Bluetooth BLE V5
Audio	Full duplex speakerphone; providing communication up to 1 meter from device.
Automatic Fall Detection	On-board sensors for free-fall and 3-dimensional space analysis using proprietary algorithms.
Fall Detection Analysis	Fall detection identification using cloud-based proprietary algorithms and class libraries.
Battery Life	36-hour standby battery life; battery life may be reduced as a result of user activity, cellular coverage, talk time, device-specific settings, and device life.
Battery Indicator	Light indicates level of battery charge. <ul style="list-style-type: none"> ● Green: At least 30% charged ● Amber: Moderately charged ● Red: Low charge
Cellular Indicator	Light indicates cellular signal strength. <ul style="list-style-type: none"> ● Green: Strong signal ● Amber: Moderate signal ● Red: Poor signal

Dimension	73 x 46 x 18 mm (without belt clip or lanyard clip).
Manual Alert	Mechanical touch button initiates voice call and simultaneous data transmission to call center.
Casing	Polycarbonate thermal plastic casing with IK06 rating.
Weight	50 grams
Certifications	Federal Communication Commission (FCC), Certified Mobile Operator (PTCRB)
Environment	Water-resistant; designed to be worn in the shower or bath. Submersible up to 1 meter for 30 minutes (IP67). Shatter-resistant from 2 meters (IK06). Functional at temperatures from -20°C to 60°C. Charging temperature range 0°C to 45°C. Conditions exceeding 45°C could slow or interrupt normal charging cycle.

Terms of Use

BY ACTIVATING YOUR NUMERA Libris 2 ("Libris 2"), YOU ("User") AGREE TO THESE TERMS OF USE ("Terms of Use"), WHICH GOVERN YOUR USE OF NUMERA Libris 2. PLEASE READ THEM AND THE IMPORTANT SAFETY INFORMATION IN THIS USER GUIDE CAREFULLY.

Numera Libris 2 contains software code that is protected by U.S. and international copyright laws. NSC retains ownership to all copyrights. Users have a limited license to use Libris 2 only in accordance with the Terms of Use in this user guide. Any modification, copying, reverse engineering, or other use that is not authorized by law, by this license, or by the express written consent of NSC is strictly prohibited. Unauthorized reproduction or distribution of copyrighted materials in the United States is subject to civil and criminal remedies pursuant to Title 17 of the United States Code.

Libris 2 provides User's location to your Dealer Service Provider and Monitoring Response team in order to respond to an event requiring assistance. By activating the Libris 2 product, User agrees to allow Libris 2 to provide the Dealer Service Provider and Monitoring Center Response team with the User's location. Similarly, if User subscribes to EverThere® service, by activating Libris 2, User consents to response team providing location information to those members of the User's EverThere® network/team. By activating Libris 2, User consents to the use of their personally identifiable information as described in NSC's privacy policy and notice, located at www.numera.com/privacy.

Your consent will be valid for the duration of your relationship with Libris 2 unless you revoke it. You may revoke your consent by contacting your dealer. If you do not consent or you revoke consent, we may be unable to provide you with assistance during an alert event. NSC reserves the right to revise and update these Terms of Use at any time. User should review these Terms of Use periodically as your continued use of Libris 2 means you accept such changes and additional terms that may apply.

General Disclaimers

(i) For proper operation, Libris 2 requires adequate cellular coverage. Poor cellular coverage may result in the inability to place a call and automatically detect a fall.

(ii) In an emergency, User should provide the response team with as much information as possible about their location.

(iii) Libris 2 is not a replacement for User's regular contact with caregivers or access to an alternative means of placing an emergency call.

(iv) While the fall detection system performs well, no such system is 100% reliable. If User experiences a fall that causes actual or potential injury, do not wait for the automatic call. User should always press the Call Button manually if able.

(v) Libris 2 requires adequate battery charge for proper operation. Low battery may result in the inability to place a call, automatically detect a fall, and/or properly locate User automatically during an emergency.

(vi) Libris 2 utilizes both Global Positioning System (GPS) and network Location Based Services (LBS) in order to find User's current location. By activating the Libris 2 product, User agrees to allow NSC and their affiliates to use this information to provide services to them in the case of an emergency response.

(vii) Libris 2 provides User's location to a response team in order to respond to an event requiring assistance. By activating the Libris 2 product, User agrees to allow Libris 2 to provide the response team with User's location.

(viii) Libris 2 Lanyards are designed to break apart under certain conditions; however, any cord worn around the neck can pose a risk of strangulation, including the possibility of serious injury or death.

(ix) Libris 2 does not provide medical advice. User should always consult his or her physician or other healthcare professional with any question regarding any medical or mental health condition, or for specific guidance regarding nutrition or physical activity.

Disclaimer of Warranties and Limitation of Liability

Numera Libris 2 and all information, content, materials, products (including software) and other services included on or otherwise made available to user through Libris 2 are provided by Nortek Security and Control LLC (NSC) on an "as is" and "as available" basis, unless otherwise specified in writing. NSC makes no representations or warranties of any kind, express or implied, as to the operation of Libris 2, or the information, content, materials, products (including software) or other services included on or otherwise made available to user through Libris 2, unless otherwise specified in writing. User expressly agrees that your use of Libris 2 is at your sole risk to the extent permissible by applicable law. NSC disclaims all warranties, express or implied, including, but not limited to, implied warranties of merchantability and fitness for a particular purpose. NSC does not warrant that the Libris 2, information, content, materials, products (including software) or other services included on or otherwise made available to user through Libris 2, or electronic communications sent from NSC, are free of viruses or other harmful components. NSC will not be liable for any damages of any kind arising from the use of Libris 2, or from any information, content, materials, products (including software) or other services included on or otherwise made available to user through Libris 2, including, but not limited to direct, indirect, incidental, punitive, and consequential damages, unless otherwise specified in writing.

Certain state laws do not allow limitations on implied warranties or the exclusion or limitation of certain damages. If these laws apply to you, some or all of the above disclaimers, exclusions, or limitations may not apply to you, and you might have additional rights.

User understands that NSC IS NOT AN INSURER and that (a) the amounts due under these Terms of Use are based upon the value of the services provided by NSC, and the scope of liability as herein set forth and are unrelated to the value of the User's property, cost of medical care, loss of life or physical impairment or injuries; (b) the system utilized and relied upon by NSC may not always operate properly for various reasons beyond NSC's control; accordingly, NSC makes no guarantee or warranty, including any implied warranty of merchantability or fitness that the Libris 2 system supplied hereunder will avert or prevent occurrences or the consequences there from which they are designed to detect and/or respond to; (c) it is difficult if not impossible for NSC to determine or control how quickly and adequately police, fire, paramedics, emergency personnel or others may respond to an alarm signal or dispatch. THEREFORE USER AGREES THAT even if NSC should be found liable for loss, damage or injury due to a failure of service or equipment in any respect, NSC's liability shall be

limited to ten percent (10%) of the annual fees paid by User pursuant to these Terms of Use or \$500, whichever is greater, as the agreed upon damages and not as a penalty, as the exclusive remedy, and that the provisions of this paragraph shall apply if loss, damage or injury irrespective of cause or origin, results directly or indirectly to person or property from performance or nonperformance of obligations imposed by these Terms of Use or from negligence, active or otherwise, of NSC, its agents or employees.

Indemnification

User agrees to indemnify and hold harmless NSC, its officers, directors, shareholders, agents, employees, subsidiaries, parent and affiliate corporations, against any and all liability, claims, damages, suits, demands, expenses, and costs (including but not limited to court costs and reasonable attorneys' fees) of every kind arising out of or in consequence of NSC's breach of these Terms of Use and/or of the negligent errors and omissions, and/or willful misconduct of NSC, its agents, servants, and employees in the performance of, or conduct related to, these Terms of Use.

User acknowledges that NSC is providing a device which depends on the cellular network which is out of the control of NSC and may fail causing the User's Service Provider response team not to receive a call for help including, but not limited to, the failure of the User to actually activate the device.

Warranty

Nortek Security and Control LLC (NSC) is a wholesaler and does not offer a consumer warranty for Libris 2; however, your dealer or reseller may offer a consumer warranty at the time of purchase. Call your customer service number to determine warranty status and obtain further information. You may need to furnish the IMEI number found on the back of the device and proof of purchase.

Documentation

The information in this document is subject to change without notice and does not represent a commitment on the part of NSC. No warranty or representation, either expressed or implied, is made with respect to the quality, accuracy, or fitness for any particular purpose of this document. NSC reserves the right to make changes to the content of this document and/or the devices associated with it at any time without obligation to notify any person or organization of such changes.

In no event will NSC be liable for direct, indirect, special, incidental, or consequential damages arising out of the use or inability to use this device or documentation, even if advised of the possibility of such damages.

Wireless Service Carrier Disclosure

(i) The end user has no contractual relationship with the underlying wireless service carrier and the end user is not a third party beneficiary of any agreement between company and underlying carrier. The end user understands and agrees that the underlying carrier has no legal, equitable, or other liability of any kind to the end user. In any event, regardless of the form of the action, whether for breach of contract, warranty, negligence, strict liability in tort or otherwise, the end user's exclusive remedy for claims arising in any way in connection with this agreement, for any cause whatsoever, including but not limited to any failure or disruption of service provided hereunder, is limited to payment of damages in an amount not to exceed the amount paid by the end user for the services during the two-month period preceding the date the claim arose.

(ii) The end user agrees to indemnify and hold harmless the underlying wireless service carrier and its officers, employees, and agents against any and all claims, including without limitation claims for libel, slander, or any property damage, personal injury or death, arising in anyway, directly or indirectly, in connection with this agreement or the use, failure to use, or inability to use Libris 2 except where the claims result from the underlying carrier's gross negligence or willful misconduct. This indemnity will survive the termination of the agreement.

(iii) The end user has no property right in any number assigned to the device and understands that any such number can be changed from time to time.

(iv) The end user understands that company and the underlying carrier cannot guaranty the security of wireless transmissions, and will not be liable for any lack of security relating to the use of the services.

(v) The service is for the end user's use only and the end user may not resell the service to any other party.

(vi) The end user understands that the underlying carrier does not guarantee any end user uninterrupted service or coverage. The underlying carrier does not warrant that end users can or will be located using the service. The underlying carrier makes no warranty, express or implied, of merchantability or fitness for a particular purpose, suitability, or performance regarding any services or goods, and in no event shall underlying carrier be liable, whether or not due to its own negligence, for any:

(A) Act or omission of a third party including, but not limited to, intentional or negligent acts of third parties that damage or impair the network or disrupt service;

(B) Mistakes, omissions, interruptions, errors, failures to transmit, delays, or defects in the service provided by or through the underlying carrier;

(C) Damage or injury caused by suspension or termination by the underlying carrier; or

(D) Damage or injury caused by a failure or delay in connecting a call to any entity, including 911 or any other emergency service. To the full extent allowed by law, the end user releases, indemnifies and holds the underlying carrier harmless from and against any and all claims of any person or entity for damages of any nature arising in any way from or relating to, directly or indirectly, services provided by the underlying carrier or any person's use thereof, including claims arising in whole or in part from the alleged negligence of the underlying carrier.

FCC Part 15

This device complies with Part 15 of the FCC Rules. Operation is subject to the following two conditions: (1) this device may not cause interference, and (2) this device must accept any interference, including interference that may cause undesired operation of the device.

This equipment has been tested and found to comply with the limits for a Class B digital device, pursuant to Part 15 of the FCC Rules, and the Canadian Department of Communications Equipment Standards titled, "Digital Apparatus," ICES-003. These limits are designed to provide reasonable protection against harmful interference in a residential installation. This equipment generates, uses and can radiate radio frequency energy and, if not installed and used in accordance with the instructions, may cause harmful interference to radio communications. However, there is no guarantee that interference will not occur in a particular installation. If this equipment does cause harmful interference to radio or television reception, which can be determined by turning the equipment off and on, the user is encouraged to try to correct the interference by one or more of the following measures:

- Reorient or relocate the receiving antenna.
- Increase the separation between the equipment and receiver.
- Connect the equipment into an outlet that is on a different circuit from the one to which the receiver is connected.
- Consult the dealer or an experienced radio/TV technician for help.

Changes or modifications not expressly approved by the party responsible for compliance could void the user's authority to operate the equipment.

This device complies with Industry Canada license-exempt RSS standard(s). Operation is subject to the following two conditions: (1) this device may not cause interference, and (2) this device must accept any interference, including interference that may cause undesired operation of the device.

We, Nortek Security & Control, LLC of 5919 Sea Otter Place, Carlsbad, CA 92010, declare under our sole responsibility that the device, Libris 2.0 complies with Part 15 of the FCC rules.

FCC & IC Notice

This device complies with Part 15 of the FCC Rules and Industry Canada license exempt standard(s). Operation is subject to the following two conditions:

1. This device may not cause harmful interference, and
2. This device must accept any interference received, including interference received that may cause undesired operation.

This Class B digital apparatus complies with Canadian ICES-003

This equipment has been tested and found to comply with the limits for a Class B digital device, pursuant to Part 15 of the FCC Rules. These limits are designed to provide reasonable protection against harmful interference in a residential installation.

This equipment generates, uses, and can radiate radio frequency energy and, if not installed and used in accordance with the instructions may cause harmful interference to radio communications. However, there is no guarantee that interference will not occur in a particular installation. If this equipment does cause harmful interference to radio or television reception, which can be determined by turning the equipment off and on, the user is encouraged to try to correct the interference by one or more of the following measures:

- Reorient or relocate the receiving antenna.
- Increase the separation between the equipment and receiver
- Connect the equipment into an outlet on a circuit different from that to which the receiver is connected
- Consult the dealer or an experienced radio/TV technician to help.

WARNING:

Changes or modifications not expressly approved by the manufacturer could void the user's authority to operate the equipment.

Package Disposal



External Packaging: Cardboard, Recycle



Internal Packaging: Blister Pack, Polyethylene terephthalate, Recycle

Battery Guidelines

- Improper battery use may result in a fire, explosion or other hazard.

- Do not modify or remanufacture, attempt to insert foreign objects into the battery, immerse or expose to water or other liquids, expose to fire, explosion or other hazard.
- Only use the battery with a charging system that is supplied with the product. Use of an unqualified battery or charger may present a risk of fire, explosion, leakage, or other hazard.
- Do not disassemble, open, crush, bend, deform, puncture or shred battery.
- Promptly dispose of used batteries in accordance with local regulations.
- Avoid dropping the device or battery. If the device or battery is dropped, especially on a hard surface, and you suspect damage to the battery, call your customer service number for instructions.
- The device may only be charged via the charger's power port using the Libris 2 Charger included with the product.

Symbols Used

On packaging, labeling and in parts of this user guide, you may encounter the following symbols shown here with their meaning:



Caution - there are specific warnings and precautions associated with the use of this device



Manufacturer



This equipment has been tested and found to comply with the limits for a Class B digital device, pursuant to Part 15 of the FCC Rules

Numera Libris 2 User Guide – [Optimized PDF](#)

Numera Libris 2 User Guide – [Original PDF](#)