



Numark Mix MKII DJ Controller with Built in Speakers User Guide

[Home](#) » [Numark](#) » Numark Mix MKII DJ Controller with Built in Speakers User Guide 

Contents

- [1 Numark Mix MKII DJ Controller with Built in Speakers](#)
- [2 Specifications](#)
- [3 Minimum Requirements](#)
- [4 Product Usage Instructions](#)
- [5 Documents / Resources](#)
 - [5.1 References](#)
- [6 Related Posts](#)

Numark®

Numark Mix MKII DJ Controller with Built in Speakers



Specifications

- Compatible with Serato DJ Lite 1.5.1 and Serato DJ Pro 2.5.1
- Comes bundled with Serato DJ Lite
- Option to upgrade to Serato DJ Pro with a Pro license

Minimum Requirements

While it's always best to keep your Serato software up to date with the latest version, some users running older computers or operating systems may be limited to the version of Serato compatible with their system.

Operating System Compatibility

Please refer to the [Serato website](#) for information on operating system compatibility.

Serato Build Compatibility

The table below provides the minimum Serato build for the following Numark hardware, as well as any necessary drivers:

Hardware	Serato DJ Lite	Serato DJ Pro
Party Mix Live	1.5.1	2.5.1
Party Mix MKII	1.5.1	2.5.1

Product Usage Instructions

1. Software Installation

To use the Numark Party Mix Live or Party Mix MKII with Serato DJ Lite or Serato DJ Pro, follow these steps:

1. Ensure your computer meets the minimum system requirements specified by Serato.
2. Download the latest version of Serato DJ Lite or Serato DJ Pro from the [Serato website](#).
3. Install the software by running the downloaded installer file.
4. During the installation process, follow the prompts and agree to any license agreements.
5. Once the installation is complete, launch Serato DJ Lite or Serato DJ Pro.
6. Connect the Numark Party Mix Live or Party Mix MKII to your computer using the provided USB cable.

2. Hardware Setup

After connecting the Party Mix Live or Party Mix MKII to your computer, follow these steps to set up the hardware:

1. Ensure the Party Mix Live or Party Mix MKII is powered off.
2. Connect the included power adapter to the Party Mix Live or Party Mix MKII and plug it into a power outlet.
3. Connect your speakers or headphones to the appropriate audio outputs on the Party Mix Live or Party Mix MKII.
4. Turn on the Party Mix Live or Party Mix MKII.

3. Using Serato DJ Lite or Serato DJ Pro

Once the software and hardware are set up, you can start using Serato DJ Lite or Serato DJ Pro with the Numark Party Mix Live or Party Mix MKII. Here are some basic instructions:

1. Launch Serato DJ Lite or Serato DJ Pro.
2. Load your music library into the software by selecting the appropriate folder or location where your music files are stored.
3. Use the controls on the Party Mix Live or Party Mix MKII to navigate and mix your music. Refer to the user manual for specific functions and features of the hardware.
4. Experiment with different effects, loops, and transitions to create your own unique DJ sets.
5. Practice and explore the various features and options available in Serato DJ Lite or Serato DJ Pro to enhance your DJing experience.

Numark | Party Mix Live & Party Mix MKII – Serato DJ Lite & Pro minimum requirements

While it's always best to keep your Serato software up to date with the latest version, some users running older computers or operating systems may be limited to the version of Serato compatible with their system. The table below provides the minimum Serato build for the following Numark hardware, as well as any necessary drivers. By default, most Serato compatible Numark hardware will come bundled with Serato DJ Lite for free. Users may also upgrade to Serato DJ Pro with the purchase of a Pro license. For pricing options for Serato DJ Pro, please see [here](#). For Serato operating system compatibility please see [here](#).

[Serato DJ Lite 1.5.1 / Serato DJ Pro 2.5.1](#)

- Party Mix Live




Party Mix Live

- Party Mix II








Party Mix II

Documents / Resources

<p>Numark Numark Party Mix Live & Party Mix MKII - Numark DJ Link to Numark Party Mix Live & Party Mix MKII - Numark DJ</p> 	<p>Numark Mix MKII DJ Controller with Built in Speakers [pdf] User Guide Mix MKII DJ Controller with Built in Speakers, Mix MKII, DJ Controller with Built in Speakers, Bu ilt in Speakers, Speakers</p>
--	--

References

-  [Download Serato DJ Lite - Free DJ Software](#)
-  [Serato DJ Pro - Buy or Subscribe](#)
-  [Download - Serato DJ Pro 2.5.1 - DJ Software](#)
-  [Party Mix II | Numark](#)
-  [Party Mix Live | Numark](#)
- [User Manual](#)