

nulea
RT02 Wired
Ergonomic
Keyboard



nulea RT02 Wired Ergonomic Keyboard User Manual

[Home](#) » [nulea](#) » nulea RT02 Wired Ergonomic Keyboard User Manual 

Contents

- [1 nulea RT02 Wired Ergonomic Keyboard](#)
- [2 Specification](#)
- [3 Instructions](#)
- [4 Hardware Basics](#)
- [5 Keys Function](#)
- [6 Frequently Asked Questions \(FAQ\)](#)
- [7 Package Contents](#)
- [8 FCC Statement](#)
- [9 Guarantee](#)
- [10 Documents / Resources](#)
 - [10.1 References](#)

nulea

nulea RT02 Wired Ergonomic Keyboard



- support@nulea.com
- www.nulea.com

Specification

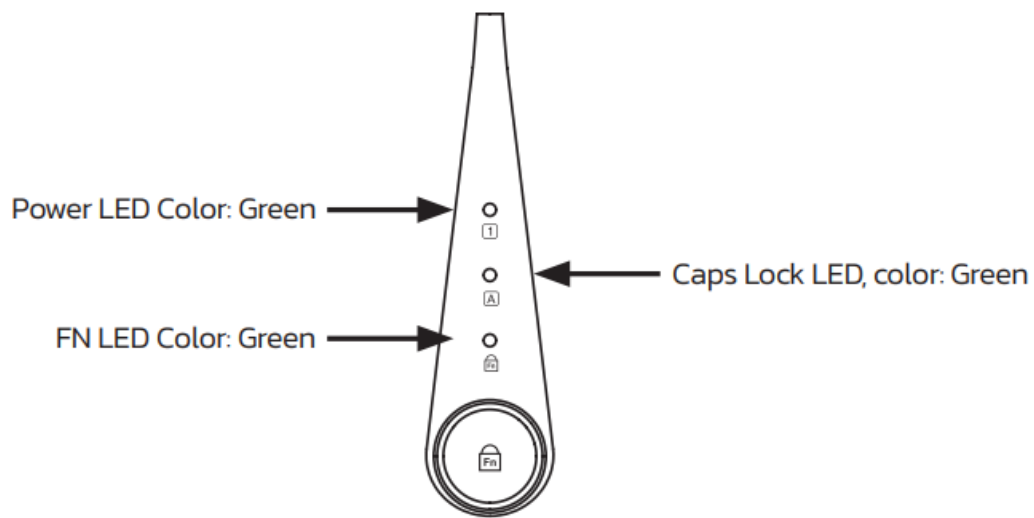
Compatibility	Windows/Mac OS
Connection	USB wired
Keyboard Dimensions	450 × 234 × 46mm
Weight	872.0g
Operating Voltage	4.75V-5.25V
Working current	≤50mA
Working current (Turn on indicators)	≤55mA (Connect two HUB≤120mA)
Sleep current	≤5mA

Instructions

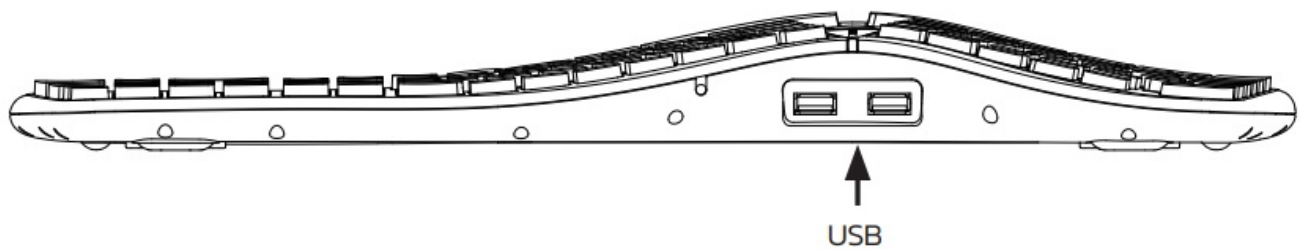
Connection

After being connected via the USB port, the keyboard is ready to use.

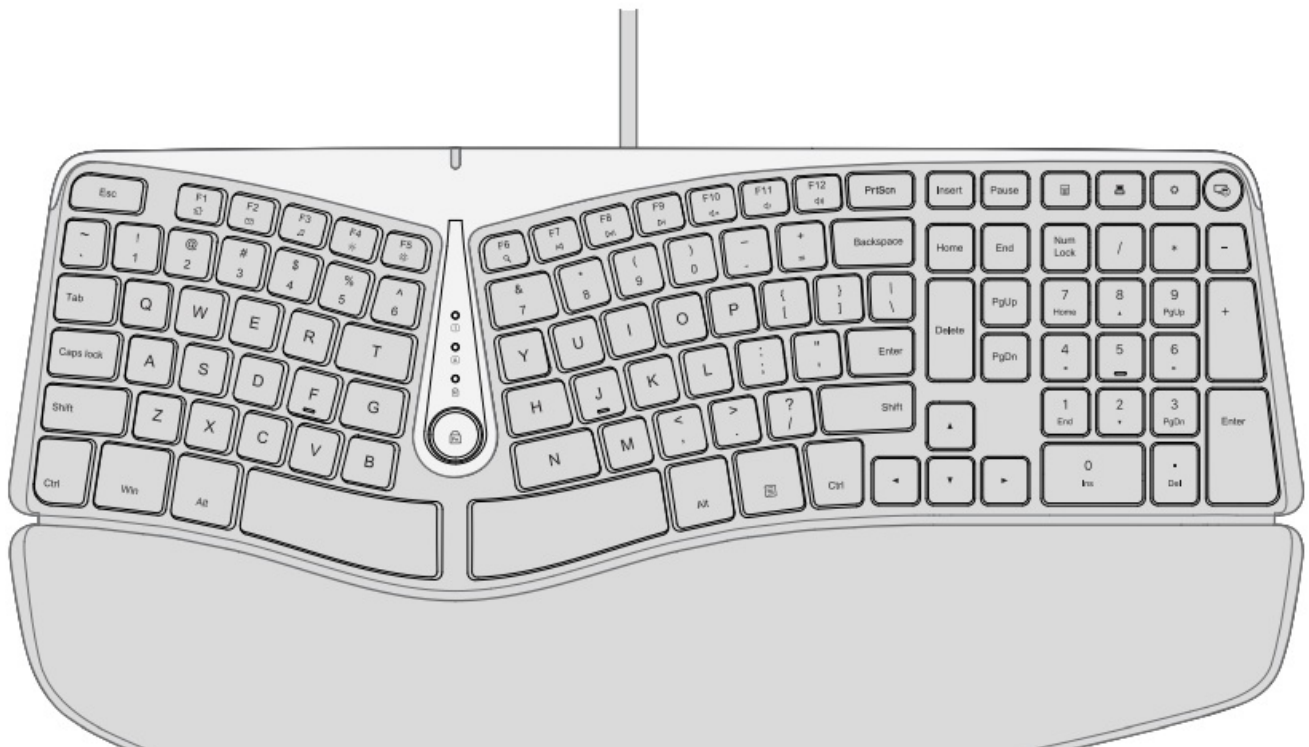
LED Indicator Light



Dual USB Port




















Hardware Basics



Keys Function

Note

1. Some of the shortcut keys are not compatible with Mac.
2. F1-F12 key mode is the standard mode of this keyboard.
3. Press the Fn Lock key to switch to F1-12 mode. The Fn Lock LED will light up. When you want to switch back to shortcut mode, simply press the Fn key to cancel the Fn Lock, and the Fn Lock LED will turn off. Please note that when you start/restart your computer or unplug the keyboard from the computer, the LED will go out and the keys will automatically revert to shortcut mode.

Icon	MAC OS	Windows
	N/A	Web browser
	N/A	Email
	N/A	Music
	Search	Search
	Brightness -	Brightness - (Win 10)
	Brightness +	Brightness + (Win 10)
	Previous track	Previous track
	Play/pause	Play/pause
	Next track	Next track
	Mute	Mute
	Volume -	Volume -
	Volume +	Volume +
PrtScn	N/A	Screenshot
	N/A	Calculator
	N/A	Printer
	N/A	Setting
	N/A	Lock screen
	Switch between shortcut and F1-F12 key modes	

Frequently Asked Questions (FAQ)

Q: What should I do if there are issues with repeated input or input lag?

A:

1. This issue might be caused by a computer update. Try restarting your computer and reconnecting the keyboard.
2. Debris caught between the keys can also cause problems. Try flipping the keyboard over and gently tapping it to remove debris. Be mindful to prevent coffee or water from entering the keyboard during regular use.
3. If the problem persists after trying the above steps, you can always reach out to us at support@nulea.com or via the online chat window on www.nulea.com for further assistance.

Q: How do I deal with an uncomfortable keyboard layout?

A:

1. Transitioning to an ergonomic keyboard can vary from person to person. Some users may need more time to adapt to the new keyboard layout and hand placement. This is normal. Regular practice and learning keyboard shortcuts can help you adjust more quickly.
2. If you are still having trouble adapting to the keyboard layout after some time, you can always contact us at support@nulea.com or via the online chat window on www.nulea.com. We are happy to assist you.

Compatibility

- Compatible with Windows/Mac

Package Contents

- 1* Keyboard
- 1* User Manual

FCC Statement

Any Changes or modifications not expressly approved by the party responsible for compliance could void the user's authority to operate the equipment. This device complies with part 15 of the FCC Rules. Operation is subject to the following two conditions: (1) This device may not cause harmful interference, and (2) this device must accept any interference received, including interference that may cause undesired operation.

Note:

This equipment has been tested and found to comply with the limits for a Class B digital device, under part 15 of the FCC Rules. These limits are designed to provide reasonable protection against harmful interference in a residential installation. This equipment generates uses and can radiate radio frequency energy and, if not installed and used by the instructions, may cause harmful interference to radio communications. However, there is no guarantee that interference will not occur in a particular installation. Suppose this equipment does cause harmful interference to radio or television reception, which can be determined by turning the equipment off and on. In that case, the user is encouraged to try to correct the interference by one or more of the following measures:

- Reorient or relocate the receiving antenna.
- Increase the separation between the equipment and the receiver.
- Connect the equipment to an outlet on a circuit different from that to which the receiver is connected.
- Consult the dealer or an experienced radio/TV technician for help.

Correct Disposal of This Product

(Waste Electrical & Electronic Equipment) This marking shown on the product or its literature indicates that it should not be disposed of with other household wastes at the end of its working life. To prevent possible harm to the environment or human health from uncontrolled waste disposal, please separate this from other types of waste and recycle it responsibly to promote the sustainable reuse of material resources. Household user should contact either the retailer where they purchased this product or their local government office, for details of where and how they can take this item for environmentally safe recycling. Business users should contact their suppliers and check the terms and conditions of the purchase contract. This product should not be mixed with other commercial wastes

for disposal.

Guarantee

Nulea offers 12 months of hassle-free replacement.

If you have any issues while using our products, please do not hesitate to contact us immediately for a more time-sensitive and longer warranty solution, we have a qualified customer service team to ensure complete satisfaction.



WORK WITH YOUR FAVORITE

Visit www.nulea.com for our 24/7 live chat or send an email to support@nulea.com for support.


- **Manufacturer:** Shenzhen Hangshi Technology Co., Ltd
- **Address:** Hangshi Technology Park, G Area, Democracy West Industry Park, Shajing, Bao'an District, Shenzhen, China, 518104

CET Product Service Ltd.

Beacon House Stokenchurch Business Park, Ibstone Rd, Stokenchurch High Wycombe HP14 3FE UK

- **Email:** info.cetservice@gmail.com
- **Phone:** +44 741 932 5266

Documents / Resources

	<p>nulea RT02 Wired Ergonomic Keyboard [pdf] User Manual</p> <p>RT02 Wired Ergonomic Keyboard, RT02, Wired Ergonomic Keyboard, Ergonomic Keyboard, Keyboard</p>
---	---

References

- [nulea official](#)
- [nulea official](#)
- [User Manual](#)

Manuals+, Privacy Policy

This website is an independent publication and is neither affiliated with nor endorsed by any of the trademark owners. The "Bluetooth®" word mark and logos are registered trademarks owned by Bluetooth SIG, Inc. The "Wi-Fi®" word mark and logos are registered trademarks owned by the Wi-Fi Alliance. Any use of these marks on this website does not imply any affiliation with or endorsement.