



NUFACE FIX Line Smoothing Device User Guide

[Home](#) » [NuFACE](#) » NUFACE FIX Line Smoothing Device User Guide 

NUFACE®

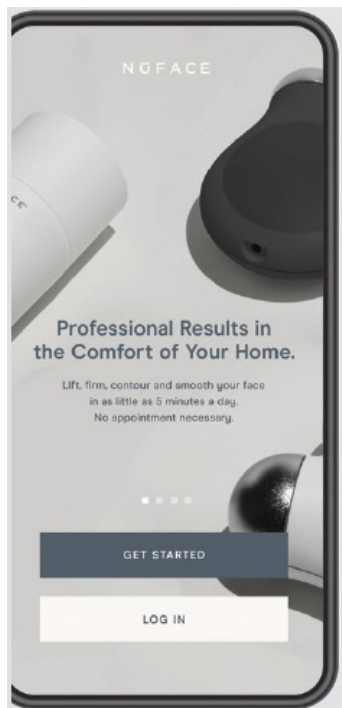
Contents

- [1 NUFACE FIX Line Smoothing Device](#)
- [2 BEFORE YOU POWER UP](#)
- [3 GETTING STARTED](#)
- [4 3-MINUTE TREATMENTS](#)
- [5 TECHNIQUES](#)
- [6 ACTIVATE YOUR RESULTS](#)
- [7 Documents / Resources](#)
 - [7.1 References](#)
- [8 Related Posts](#)

NUFACE FIX Line Smoothing Device



BEFORE YOU POWER UP



CHARGE DEVICE FOR 8 HOURS

Before your first treatment, charge your new NuFACE FIX® Line Smoothing Device and read the enclosed user manual.

SEE HOW EASY TO USE!

Get more out of your new device by visiting [useNuFACE.com](https://www.useNuFACE.com) to watch step-by-step tutorials and learn more.

GETTING STARTED

4 SIMPLE STEPS

1. PREP

Cleanse skin using an oil-free cleanser. This will wash away any excess oils that could otherwise block or prevent an effective microcurrent treatment.

2. ACTIVATE

Apply a mask-like layer of FIX® Serum. Use enough formula to ensure the device glides easily along the skin.

3. SMOOTH

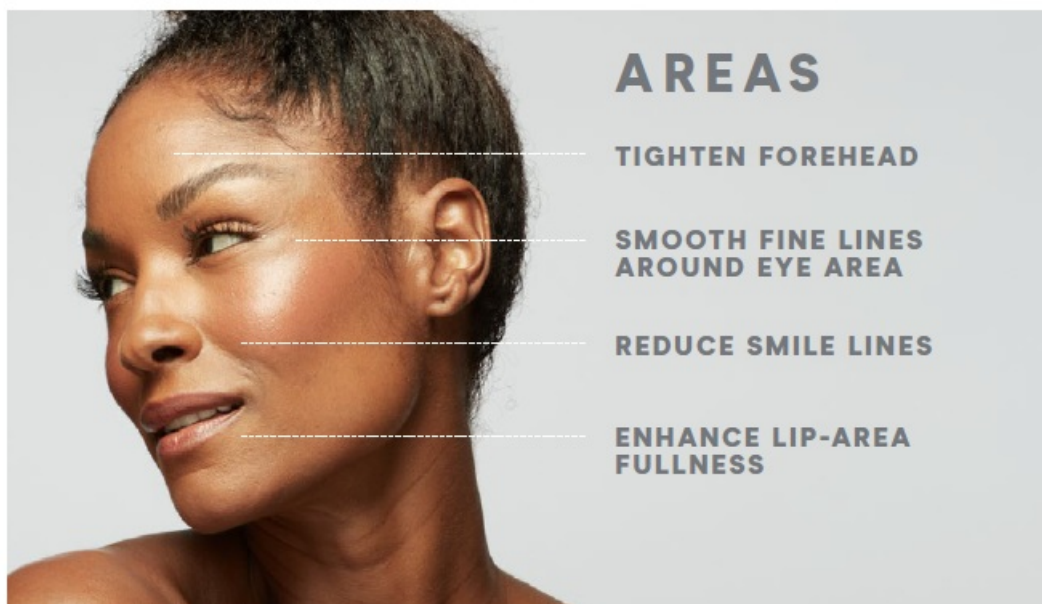
Push the ON/OFF button on your FIX® Device; the white LEDs will illuminate, and the energizing hum will begin. Select a preferred treatment technique. Begin treatment using a quick erasing motion while applying light to medium pressure.

4. FINISH

When complete, massage in remaining FIX® Serum for added skincare benefits.

Visit useNuFACE.com to see how easy to use!

3-MINUTE TREATMENTS



TECHNIQUES

HORIZONTAL

GLIDING MOTION



VERTICAL

GLIDING MOTION



CIRCULAR

MOTION



Optimal results are achieved with regular use.

ACTIVATE YOUR RESULTS

ESSENTIAL FIRST STEP:



MICROCURRENT ACTIVATOR

Always prime your skin with **NuFACE®** Microcurrent Activators before treatment. Each ionized formula is specially formulated to deliver microcurrent to the skin at every level for optimal results and is supercharged with active hydrating or anti-aging ingredients.

FIX® Line Smoothing Serum

Diminishes the look of fine lines and wrinkles, while tightening and brightening for a radiant appearance.

Documents / Resources

	NUFACE FIX Line Smoothing Device [pdf] User Guide FIX Line Smoothing Device, FIX, Line Smoothing Device, NuFACE
	NuFACE FIX Line Smoothing Device [pdf] User Guide FIX, Line Smoothing Device, FIX Line Smoothing Device

References

-  [How to Use Your NuFACE® Device](#)