



novolink LS-101B-WLVCTL Smart Wireless Motion-Sensor + Spotlight Kit User Guide

[Home](#) » [NOVOLINK](#) » novolink LS-101B-WLVCTL Smart Wireless Motion-Sensor + Spotlight Kit User Guide 

Contents

- [1 novolink LS-101B-WLVCTL Smart Wireless Motion-Sensor + Spotlight Kit](#)
- [2 Before You Start](#)
- [3 Sensor Setup](#)
- [4 Spotlight Setup](#)
- [5 Ways to Install](#)
- [6 Documents / Resources](#)
 - [6.1 References](#)
- [7 Related Posts](#)



novolink LS-101B-WLVCTL Smart Wireless Motion-Sensor + Spotlight Kit

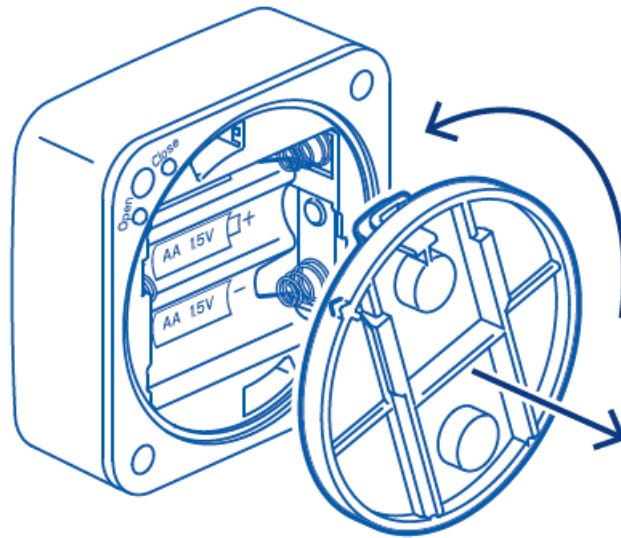


Before You Start



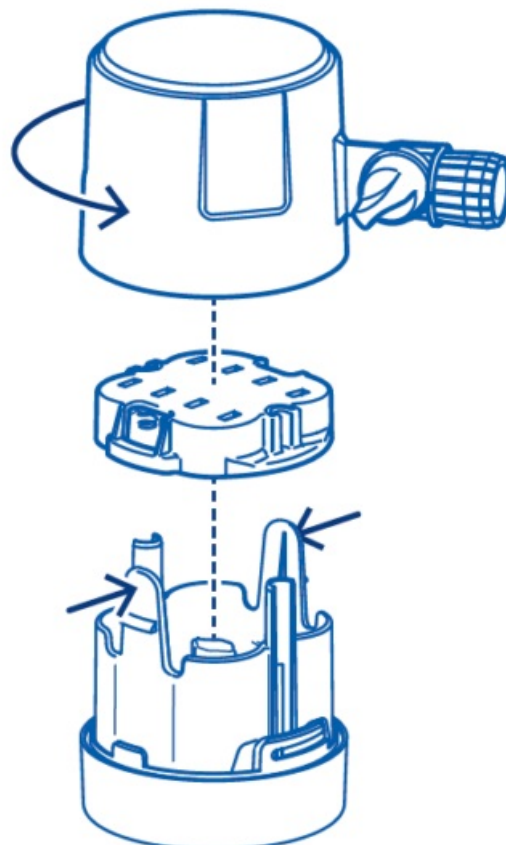
First, download the Novolink Lightscape™ App from Google Play (Android) or the App Store (iOS).

Sensor Setup



1. Press and twist to open the back of the sensor. Insert (3) AA batteries. Press and twist the cover back in place.
2. Press the button on the front of the sensor to begin pairing with the app.
3. Open the Novolink Lightscape™ App and “Search Devices”. Follow the prompts to add a zone.
4. The Motion Sensor is now ready.
5. Use the enclosed template to mark a place on the wall about 4 ft. – 6 ft. above the ground.
6. Install the mount onto the wall with screws, and use anchors if needed.
7. Slide the Motion Sensor onto the mount until it clicks into place.

Spotlight Setup




1. Grasp the back of the Spotlight. Twist and pull apart to open, revealing the battery compartment.
2. Press and squeeze the tabs together to remove the cover, and then insert (4) D batteries.
3. Replace the cover. Twist the Spotlight back together.
4. Open the Novolink Lightscape™ App and assign the Spotlight to a zone, set schedules, etc.
5. Install your Spotlight using one of the methods below:

Ways to Install

- Use the wall mount to attach to an outdoor wall or post with screws, and use anchors if needed.
- Thread a belt or strap through the slots on the wall mount to attach to a round pole or tree.
- Attach the Spotlight to the stake to anchor it to the ground.

Documents / Resources

	novolink LS-101B-WLVCTL Smart Wireless Motion-Sensor + Spotlight Kit [pdf] User Guide LS-101B-WLVCTL, Smart Wireless Motion-Sensor Spotlight Kit, LS-101B-WLVCTL Smart Wireless Motion-Sensor Spotlight Kit
---	--

References

- [Novolink, Inc.](#)