




NOTIFIER UZC-256 Universal Zone Coder Owner's Manual

[Home](#) » [NOTIFIER](#) » NOTIFIER UZC-256 Universal Zone Coder Owner's Manual 

Contents

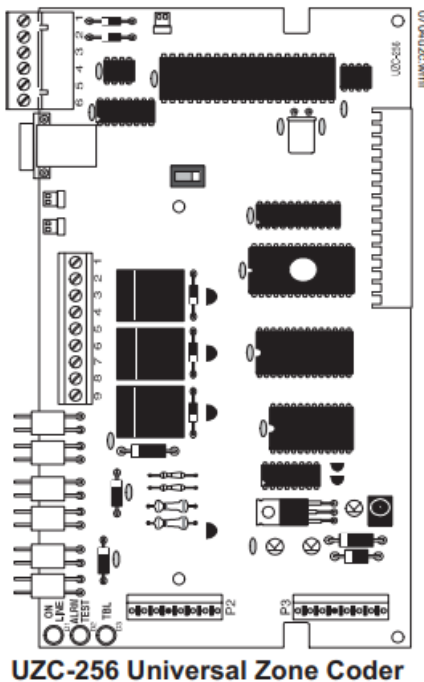
- [1 NOTIFIER UZC-256 Universal Zone Coder Owner's Manual](#)
- [2 General](#)
- [3 Features](#)
- [4 Release 2.0 Features](#)
- [5 Applications](#)
- [6 Construction & Operation](#)
- [7 Electrical Specifications](#)
- [8 Installation](#)
- [9 Agency Listings and Approvals](#)
- [10 UZC-256 Programming](#)
- [11 UZC Software Coding](#)
- [12 Product Line Information](#)
- [13 Read More About This Manual & Download PDF:](#)
- [14 Documents / Resources](#)
 - [14.1 References](#)
- [15 Related Posts](#)

NOTIFIER UZC-256 Universal Zone Coder Owner's Manual



General

The UZC-256 Universal Zone Coder enables the Notifier intelligent fire alarm control panels (FACPs), network control annunciators (NCAs) and compatible legacy systems to provide positive non-interfering successive zone coded outputs. Up to 256 separate codes may be programmed to operate on the three coded outputs. Each output is used to code or pulse up to 3 Amps of Notification Appliance power.



Features

- Coded output from the UZC-256 can be fed to multiple out- put
- Up to 256 individually programmed
- Three 3-Amp
- Programmable rounds of code (1 to 99 rounds).
- Up to four digits per
- Up to 15 pulses per digit of

- Optional general
- Programmable code and round(s)
- Programmable pulse and digit pause
- Connects and communicates over panel EIA-485
- Programmable for California
- Weight 75 lbs.

Release 2.0 Features

- Secondary UZC use: counting alarm operation activates UZC relays after specified number of
- Programmable address EIA-485 range (1-32).
- No code/counting selection for non-fire

Applications

The UZC-256 provides three outputs that supply unique coded information to certain output circuits, depending on the alarm initiation condition. This can be useful when employing coded outputs in floor-above, floor-below applications, or to provide various numbers of rounds for bell circuits and strobe or lamp circuits.

NOTE: Due to the nature of coded outputs, the UZC-256 is not compatible with notification devices which do not produce a steady or non-periodic sound. Periodic appliances that produce their own code (such as some codes available with electronic sounders) will not be compatible with the UZC-256. Refer to the UZC-256 Installation Manual for a list of compatible panels.

Construction & Operation

The UZC-256 provides three coded output relays, each rated for three amps at 30 VDC. These relays are controlled by a predefined program, and can be set to respond to general alarm conditions with the fire alarm system.

The UZC-256 and the CPU use the EIA-485 circuit for communication. When installed, the zone coder has a programmable address on the EIA-485 interface.

Assignment of points to zone codes within the UZC-25 is programmable in the NFS2-3030, NFS2-640, NFS-320 and NCA-2 (see programming manuals for details).

Electrical Specifications

Standby current: 35 mA.

Alarm current: 55 mA.

Installation

Locate the system, including components and peripheral equipment in the following nominal environment:

Temperature: 60° to 80°F (15.6° to 26.7°C).

Relative humidity: 40% to 60% (non-condensing).

Agency Listings and Approvals

In some cases, certain modules or applications may not be listed by certain approval agencies, or listing may be in process. Consult factory for latest listing status.

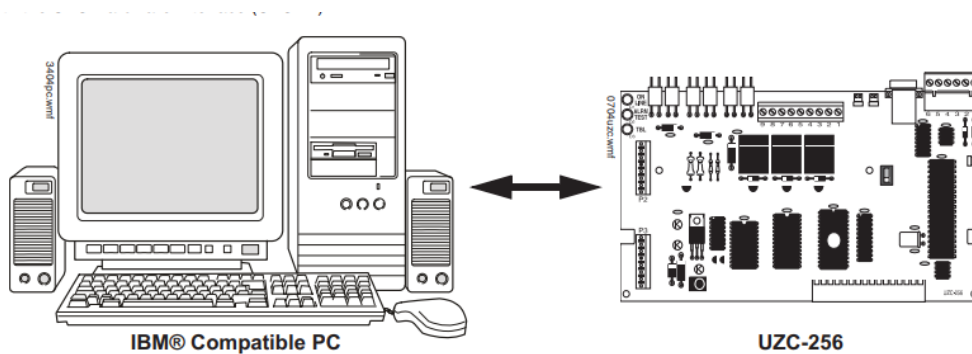
- **UL Listed:** S624
- **ULC Listed:** CS118/CS733/CBP696
- **MEA:** 289-91-E III; 290-91-E Vol. III; 291-91-E Vol. II; 17-96-E; 345-02-E; 232-06-E
- **CSFM:** 7165-0028:141; 7165-0028:144; 7165-0028:157;

7165-0028:181; 7165-0028:214 (NFS-640); 7165-0028:224 (NFS-3030); 7170-0028:153; 7170-0028:154; 7170-0028:182; 7170-0028:216 (NFS-640); 7170-0028:223 (NFS-3030, NFS2-3030), 7165-0028:243 (NFS2-640)

- **FDNY:** COA #
- **Lloyd's Register:** 93/60/40 (E2) (AM2020/AFP1010)
- **FM Approved**

UZY-256 Programming

Programming the UZY-256 is accomplished through the serial port of an IBM®-compatible PC. The Software Interface (UZY-SI) enables the user to select from a variety of code options (see software coding). The UZY requires power from the control panel to download the programmed code. Alternately, it may be powered "remotely" with a 9 VDC power transformer which is included with the UZY Hardware Interface (UZY-HI).



UZY Software Coding

Each code (up to 256) may be up to four digits long and each digit can be from 0 to 15 pulses. User-selectable times and delays may also be programmed.

Delay Time: The period from when the alarm is received at the control panel and the code begins. Value can be 0 to 99 seconds.

Number of Rounds: The number of times the code will sound. Value can be 1 to 99.

Pulse Time: The period each pulse will sound. Value can be 0 to 1 second in 1/100th of a second increments.

Digit Pause: The pause between digits of the code. Value can be 0 to 10 seconds in 1/10th of a second increments.

Pulse Pause: The pause between pulses of the digit. Value can be 0 to 1 second in 1/100th of a second increments.

Round Pause: The pause between the round(s) of the code. Value can be 0 to 10 seconds in 1/10th of a second increments.

General Alarm: Provides the UZY with the capability to turn on selected Indicating Circuits (general alarm) after completing its code. See the appropriate installation manual for information on the "General Alarm" feature.

Product Line Information

UZY-256: Universal Zone Coder, power cable and mounting hardware.

UZY-SI: UZY-256 Software Interface Version 2.0 (must be used with UZY-256 EPROM 73712 or greater).

Provides the capability to program the UZY. Includes programming instructions and programming software.

UZH-HI: UZH-256 Hardware Interface. Includes null modem cable, 9-pin to 25-pin adapter, and a 9 VDC power transformer.

BB-UZH: Backbox for housing the UZH for applications where the UZH will not fit in the panel enclosure. Black casing.

BB-UZH-R: same as BB-UZH, but with a red casing.

75100: Power Harness. Order when mounting the UZH-256 in the BB-17 (System 500 applications).

NOTIF•FIRE•NET™ is a trademark of Honeywell International Inc, IBM® is a registered trademark of IBM Corporation.

©2006 by Honeywell International Inc. All rights reserved. Unauthorized use of this document is strictly prohibited.

This document is not intended to be used for installation purposes. We try to keep our product information up-to-date and accurate.


We cannot cover all specific applications or anticipate all requirements.

All specifications are subject to change without notice.

For more information, contact Notifier. Phone: (203) 484-7161, FAX: (203) 484-7118. www.notifier.com

Read More About This Manual & Download PDF:

Documents / Resources

	<p>NOTIFIER UZH-256 Universal Zone Coder [pdf] Owner's Manual UZH-256 Universal Zone Coder, UZH-256, Universal Zone Coder, Zone Coder, Coder</p>
--	--

References

-  [Fire Alarm Resources | Download fire alarm documents](#)
-  [Home \(USA\) | NOTIFIER by Honeywell | Engineered Fire Alarm System.](#)