


NOTIFIER UDACT-2 Universal Digital Alarm Communicator Transmitter User Manual

[Home](#) » [NOTIFIER](#) » NOTIFIER UDACT-2 Universal Digital Alarm Communicator Transmitter User Manual 

NOTIFIER UDACT-2 Universal Digital Alarm Communicator Transmitter User Manual



Contents

- 1 General
- 2 Features
- 3 Programming
- 4 Communication Formats
- 5 Type Mode Feature
- 6 Electrical Specifications
- 7 Agency Listings and Approvals
- 8 Ordering Information
- 9 UL Listed Receivers
- 10 Documents / Resources
 - 10.1 References
- 11 Related Posts

General

The Universal Digital Alarm Communicator Transmitter (UDACT2) is designed for use on Notifier Fire Alarm Control Panels and on the NCA-2 Network Control Annunciator. When used in conjunction with the NCA-2 network control annunciator, the UDACT-2 can report the status of all control panels on NOTI FIRE NET™. The UDACT-2 transmits system status to UL listed Central Station Receivers via the public switched telephone network. The UDACT-2 can be installed in the panel cabinet or remotely in a separate enclosure.

NOTE: The UDACT-2 can also be used with legacy panels. Please refer to the UDACT-2 manual for more information.

The UDACT-2 upload/download programming and firmware updates are accomplished with Veri Fire Tools. Refer to the Programming Section for further details.

The UDACT-2 is capable of transmitting the status of software zones (Alarm and Trouble), System Trouble, Panel Off-Normal, Supervisory, Bell Trouble, Low Battery, and AC Fail. The UDACT-2 is capable of transmitting all of the zone and point status associated with each panel

When the UDACT-2 is used with the NFS-3030, NFS2-3030, and NCA-2 it is capable of reporting up to 2,040 points. Reporting may be in the form of points or zones (refer to the UDACT-2 manual for specific reporting parameters). Points transmitted may be programmed for a variety of types, including fire, waterflow, supervisory, etc.

NOTE: Descriptions regarding point capacity, listed above, are for receivers which receive in Ademco Contact ID format. See chart on page 2 for compatible receivers.

Features

- Programmable with VeriFire Tools version 6.60 or higher, allowing the UDACT-2 programming to be uploaded/downloaded and saved.
- Maximum of 14 point trouble messages transmitted per hour.
- Dual phone lines with line voltage detect.
- Compact in size: 6.75" x 4.25" (17.145 x 10.795 cm).
- USB port for upload/download programming.
- Manual Test Report function.
- Manual Transmission Clear function.
- Mounts in a separate enclosure (ABS-8RB or UBS-1B/R).
- Communicates vital system status including:

- Independent zone fire alarm.
- Independent zone non-fire alarm.
- Independent zone trouble.
- Independent zone supervisory.
- AC (mains) Power Loss (programmable).
- Low Battery and Earth Fault.
- System Off-Normal.
- 12 or 24 hour test signal.
- Abnormal Test Signal per new UL requirements.
- EIA-485 Communication Bus Failure.
- Annunciation of UDACT-2 Troubles including: loss of phone lines, communication failure with either Central Station, total communications failure.
- Individual LEDs for: Power, EIA-485 Loss, Manual Test, Kiss off, Comm Fail, Primary Line Seize, Secondary Line Seize and Modem Communications.
- Open Collector relay driver for Total Communications Failure or UDACT-2 trouble.
- Real-time clock.
- Extensive transient protection.
- EIA-485 interface to host panel

Programming

The UDACT-2 programming is created and downloaded using Veri Fire Tools. This enables the unit to be programmed prior to installation, be easily modified, and saved either online or offline. A printed report with point or zone information can be generated from VeriFire Tools for an ONYX Series panel or network annunciator. The point report consists of the central station point address, ACS point, ACS point function, panel label, panel point, type code, custom and extended label, alarm verification, walktest participation, presignal, and PAS information. The zone report consists of a grid with the central station point address, ACS point address, source, ACS point function, custom label and panel label. This report may be sent to the Central Station for their records. VeriFire Tools also supports upgrading the UDACT-2 operating firmware.

Communication Formats

- Ademco Contact ID
- 4+2 Standard
- SIA

NOTE: Ademco Contact ID must be used for independent zone reporting.

Type Mode Feature

Ademco Contact ID format – only Use Type Mode to identify reports to Central Station as:

- Fire Alarm
- Supervisory
- Pull Station
- Heat Detector

- Waterflow
- Duct Detector
- Flame Sensor
- Smoke Zone
- Burglary
- 24 hour Non-Burglary
- High Temperature
- Low Temperature
- Low Water Pressure
- Low Water Level
- Pump Failure

Electrical Specifications

Standby current: 40 mA.

Current while communicating: 75 mA. Maximum current while communicating and with open collector output activated: 100 mA.

Voltage: Regulated 24 volts. Range: 21.2 to 28.2 volts

Agency Listings and Approvals

In some cases, certain modules may not be listed by certain approval agencies, or listing may be in process. Consult factory for latest listing status.

- **UL/ULC Listed:** S635
- FM Approved
- **CSFM:** 7165-0028:0243 (NFS2-640/320), 7165-0028:0224 (NFS2-3030)
- **FDNY:** COA#6085, COA#6098

Ordering Information

UDACT-2: Universal Digital Alarm Communicator Transmitter. Includes operating and programming instructions, and mounting hardware.

MCBL-7: DACT phone cord, 7 ft (2.13 m) long (two required).

ABS-8RB: Metal enclosure for externally mounting UDACT-2 up to 6,000 ft./1828.8 m from host FACP. 9.94" H x 4.63" W x 2.50"

D (cm): 25.248 H x 11.760 W x 6.350 D).

UBS-1B: Metal enclosure with solid door, Black.

UBS-1BR: Metal enclosure with solid door, Red.

R-10E: SPDT Form-C relay. Contacts rated for 10 A @ 115 VAC. Connects to open collector relay driver.

R-20E: DPDT Two Form-C relays. Contacts rated for 10A @ 115 VAC. Connects to open collector relay driver.

FBD-1: Ferrite bead kit. Use for remote mounting only.

UL Listed Receivers


The chart below shows UL listed receivers compatible with the UDACT-2. A check in the protocol column indicates the receiver supports that protocol.

Receiver	4+2 Standard 1800/2300	Ademco Contact ID	SIA
Ademco 685 (1)	✓	✓	✓
Ademco MX8000 (2)	✓	✓	✓
Silent Knight 9500 (3)	✓	✓	✓
Silent Knight 9800 (4)	✓	✓	✓
FBI CP220FB (5)	✓	✓	✓
Osborne Hoffman 2000E (6)		✓	✓
Radionics 6600 (7)		✓	✓
SurGard MLR2 (8)	✓	✓	
SurGard System III (9)		✓	✓
SurGard MLR-2000 (10)		✓	

1. With 685-8 Line Card with Rev 4.4d software
2. With 124060V206B and 124063 Line Card Rev B
3. With version V2.4 Receiver & 126047 Line Card Rev G
4. With 124077V2.00 Receiver & 126047 Line Card Rev M
5. With software V3.9
6. With V.7301 Receiver S/W
7. With 01.01.03 Receiver S/W & Line Card 01.01.03
8. With software V1.86
9. With software V1.72
10. With DSP4016 and V1.6 Line Card

NOTI FIRE NET™ is a trademark and Notifier® is a registered trademark of Honeywell International Inc. ©2012 by Honeywell International Inc. All rights reserved. Unauthorized use of this document is strictly prohibited.

Made in the U.S. A.



This document is not intended to be used for installation purposes. We try to keep our product information up-to-date and accurate. We cannot cover all specific applications or anticipate all requirements. All specifications are subject to change without notice.


For more information, contact Notifier. Phone: (203) 484-7161, FAX: (203) 484-7118. www.notifier.com

Page 2 of 2 — DN-60686: A14/2/12

firealarmresources.com



Documents / Resources

	NOTIFIER UDACT-2 Universal Digital Alarm Communicator Transmitter [pdf] User Manual UDACT-2 Universal Digital Alarm Communicator Transmitter, UDACT-2, Universal Digital Alarm Communicator Transmitter, Universal Digital Transmitter, Alarm Communicator Transmitter, Alarm Transmitter, Communicator Transmitter, Transmitter
---	---

References

-  [Fire Alarm Resources | Download fire alarm documents](#)
-  [Home \(USA\) | NOTIFIER by Honeywell | Engineered Fire Alarm System.](#)