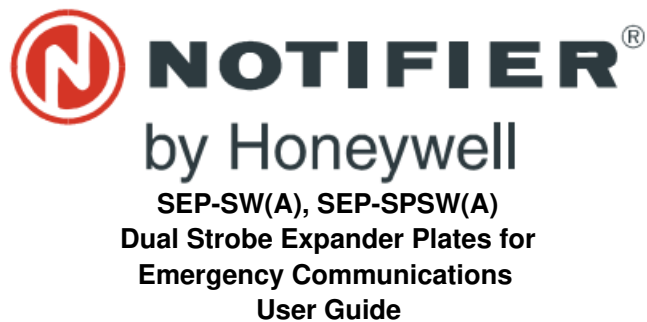




NOTIFIER SEP-SW, SEP-SPSW Dual Strobe Expander Plates for Emergency Communications User Guide

[Home](#) » [NOTIFIER](#) » NOTIFIER SEP-SW, SEP-SPSW Dual Strobe Expander Plates for Emergency Communications User Guide 



Contents

- [1 General](#)
- [2 Features](#)
- [3 Specifications](#)
- [4 DIMENSIONS](#)
- [5 UL Current Draw Data](#)
- [6 Agency Listings and Approvals](#)
- [7 Product Line Information](#)
- [8 Documents / Resources](#)
 - [8.1 References](#)
- [9 Related Posts](#)

General

The new SpectrAlert® Advance Dual Strobe and Dual Strobe with Speaker Expander Plates lower costs and improve aesthetics by performing the functions of 2-3 devices for emergency communications applications. Cut costs, speed installation, and improve aesthetics on emergency communications applications that require fire and emergency warnings by combining the functions of two to three devices on a single mounting plate and back box. SpectrAlert Advance Dual Strobe and Dual Strobe with Speaker Expander Plates provide dual strobe and speaker strobe functionality that's easy for a single person to wire and install. Simply mount the plate to a junction box and connect the field wiring to the terminals. To complete the installation, hinge and attach the strobe or speaker strobe device with a single captured mounting screw. Dual Strobe and Dual Strobe with Speaker Expander Plates are designed to be used in 12 or 24 volt, DC or FWR (full wave rectified) systems. Amber lens strobes are UL 1638-Listed (Visual Signaling Appliances) for Private Mode General Utility Signaling. A table is also provided to show the candela rating per the UL 1971 test procedures. All SpectrAlert Advance products are suitable for use in synchronized systems. The System Sensor MDL module may be used to provide synchronization.

NOTE: See installation document I56-3829-001R for mounting information details and restrictions.

Features

- UL 1638-Listed amber lens strobe included.
- Meets DOD specification requirements.
- Field-selectable candela settings:
 - Standard: 15, 15/75, 30, 75, 95, 110, 115 (please refer to
 - Equivalent Candela Rating for UL 1971 Table).
- Automatic selection of 12- or 24-volt operation at 15 and 15/ 75 candela.
- Compatible with System Sensor synchronization protocol.
- Optional tamper-resistant screw included.
- Designed to be used in 12 or 24 volt, DC or FWR systems. Rated from 32°F to 120°F (0°C to 49°C).
- SEP-SPSW is compatible with and accomodates the installation of SPSW, SPSWH, SPSW-P, SPSWV, SPSWV-P, and SPSWH-P.
- SEP-SW is compatible with and accomodates the installation of SW, SWH,SW-P, and SWH-P. Used in flush-mounted and surface-mounted applications.

Specifications

Operating Temperature: 32°F to 120°F (0°C to 49°C)

Relative Humidity: 10% – 93% non-condensing. Strobe Flash Rate: 1 flash per second

Nominal Voltage (strobes): Regulated 12VDC/FWR or regulated 24DC/FWR

Operating Voltage Range (includes fire alarm panels with built in sync): 8 to 17.5V (12V nominal) or 16 to 33V (24V nominal)

Operating Voltage with MDL Sync Module: 9 to 17.5V (12V nominal) or 17 to 33V (24V nominal)

Input terminal wire gauge: 12 to 18 AWG

DIMENSIONS

Expander Plate Only:

- SEP-SW: 4 in x 4 in x 1.5 in single gang, double gang, 4 in octagon
- SEP-SPSW: 4 in x 4 in x 2.125 in or deeper

Expander Plate with Strobe or Speaker Strobe Device:

- SEP-SW & SEP-SPSW: L 9.6 in (245 mm) W 5.1 in (130 mm) D 3.7 in (94 mm)
- SPSEP-BBSW & SEP-BBSW: L 10.1 in (257 mm) W 5.6 in (142 mm) D 2.5 in (64 mm)

Back Box Skirts:

- SPSEP-BBSW & SEP-BBSW: 4 in x 4 in x 2.125 in Shipping Weight:
- SEP-SW & SEP-SPSW: 0.88 lb (0.4 kg)
- SPSEP-BBSW & SEP-BBSW: 0.69 lb (0.31 kg)

UL Current Draw Data

UL Max. Strobe Current Draw (mA) for SEP-SW, SEP-SPSW: (Amber Strobe Only)

			8 to 17.5 V				16to33V		
	Candel a		DC		FWR		DC		FWR
Standard Candela Range	15	123		128		66		71	
	15/75	142		148		77		81	
	30	NA		NA		94		96	
	75	NA		NA		158		153	
	95	NA		NA		181		176	
	110	NA		NA		202		195	
	115	NA		NA		210		205	

Candela Derating for Amber Lens Strobe

Cd Switch Setting	On-Axis Rating (UL 1638)	Equivalent Cd Rating for Wall profile (UL 1971*)
15	15	12
15/75	15/75	15/75
30	30	24
75	75	60
95	95	75
110	110	85
115	115	90

*Note: UL 1971 is not applicable to emergency communication devices, but these readings were obtained using the measurement procedure specified under UL 1971.

Agency Listings and Approvals

These listings and approvals apply to the modules specified in this document. In some cases, certain modules or applications may not be listed by certain approval agencies, or listing may be in process. Consult factory for latest listing status.

- UL Listed: S3593.
- ULC Listed: S5512
- CSFM: 7300-1653:0221.
- FM Approved.

Product Line Information

NOTE: "A" suffix indicates ULC Listed model.

SEP-SW(A): Strobe Expander Plate for use with SW, SWH-P, and SWH-P; includes amber lens strobe.

SEP-BBSW: Back Box Skirt for use with SW, SWH, SW-P, and SWH-P.

SEP-SPSW(A): Speaker Strobe Expander Plate for use with SPSW, SPSWH, SPSW-P, SPSWV, SPSWV-P, and SPSWHP; includes amber lens strobe.

SPSEP-BBSW: Back Box Skirt for use with SPSW, SPSWH, SPSW-P, SPSWV, SPSWV-P, and SPSWH-P.

Notifier® is a registered trademark of Honeywell International Inc.

©2009 by Honeywell International Inc. All rights reserved. Unauthorized use of this document is strictly prohibited.



This document is not intended to be used for installation purposes.

We try to keep our product information up-to-date and accurate.

We cannot cover all specific applications or anticipate all requirements.

All specifications are subject to change without notice.


For more information, contact Notifier. Phone: (203) 484-7161, FAX: (203) 484-7118.





Made in the U.S. A.

firealarmresources.com

Documents / Resources

	<p>NOTIFIER SEP-SW, SEP-SPSW Dual Strobe Expander Plates for Emergency Communications [pdf] User Guide</p> <p>SEP-SW SEP-SPSW Dual Strobe Expander Plates for Emergency Communications, SEP-SW, SEP-SPSW, Dual Strobe Expander Plates for Emergency Communications, Dual Strobe, Expander Plates for Emergency Communications, Expander Plates, Emergency Communications</p>
---	--

References

-  [Fire Alarm Resources | Download fire alarm documents](#)
-  [Home \(USA\) | NOTIFIER by Honeywell | Engineered Fire Alarm System.](#)