



NFC-RPU Notifier First Command Remote Page Unit Owner's Manual

[Home](#) » [NOTIFIER](#) » NFC-RPU Notifier First Command Remote Page Unit Owner's Manual 



Notified First Command Remote Page Unit
Owner's Manual



NFC-RPU
Notified First Command
Remote Page Unit

Contents

[1 General](#)

[2 TYPICAL APPLICATIONS](#)

[3 Features](#)

[4 Electrical Specifications](#)

[5 Documents / Resources](#)

[5.1 References](#)

[6 Related Posts](#)

General

The Notified First Command NFC-RPU is an optional Remote Page Unit that is compatible with the NFC-50/100(E) Emergency Voice Evacuation panel for fire protection applications. It is part of the family of external remote consoles that allows for extending the NFC-50/100(E) display and control to remote locations within a building. It is housed in a cabinet with a keyed thumb lock to limit access to qualified personnel.

The NFC-RPU includes a built-in microphone and 8 selection buttons that can be pushed to activate the system remotely. ALL CALL paging can be broadcast over the speaker circuits by depressing the microphone's push-to talk button. As an added benefit, the 9th button on the RPU can be used to activate a monitor module that may be installed inside the NFCRPU cabinet to be used for applications such as HVAC shutdown. The NFC-RPU requires an external data bus connection, an external audio riser connection, and an external operator interface power connection (24 Volts DC) from the NFC-50/100 main console.

TYPICAL APPLICATIONS

• Schools	• Nursing Homes	• Factories
• Theaters	• Military Facilities	• Restaurants
• Auditoriums	• Places of Worship	• Office Buildings

Features


- Provides messaging status and control of the NFC-50/100(E) primary operator console.
- Modular design for maximum system flexibility and easy expansion.
- Supports both Class A (Style Z) and Class B (Style Y) wiring.
- A maximum of eight NFC-RPUs can be connected to an NFC-50/100(E) primary operating console.
- Built-in microphone with push-to-talk feature that can be used for ALL CALL paging.
- Up to fourteen programmable messaging functions that can be activated over speaker zones remotely.
- Sturdy cabinet design with a keyed lock to prevent unauthorized access. Optional thumb lock available.
- Simple and straightforward user interface.
- Additional 9th button can be used to activate an optional monitor module installed inside the cabinet for applications such as HVAC shutdown.

Electrical Specifications

PRIMARY POWER REQUIREMENTS:

Voltage 24VDC non-resettable power from the NFC-50/100(E). External Operator Interface Power (Non-supervised). See NFC-50/100(E) Product Manual P/N LS10001- 001NF-E for standby and alarm current requirements as well as battery calculations.

Emergency Voice Evacuation



Wiring Requirements

See Product Installation Document PN: LS10030-001NF-E for detailed wiring requirements.

Optional Accessories

- TR-6-B: Trim ring for NFC-RPU (Black). 17.624"H x 16"W. (This provides a 1.5" wall coverage around the box).
- ECC-THUMBLTCH: Optional Thumb Latch. (Non Unlisted).

Control and Indicators

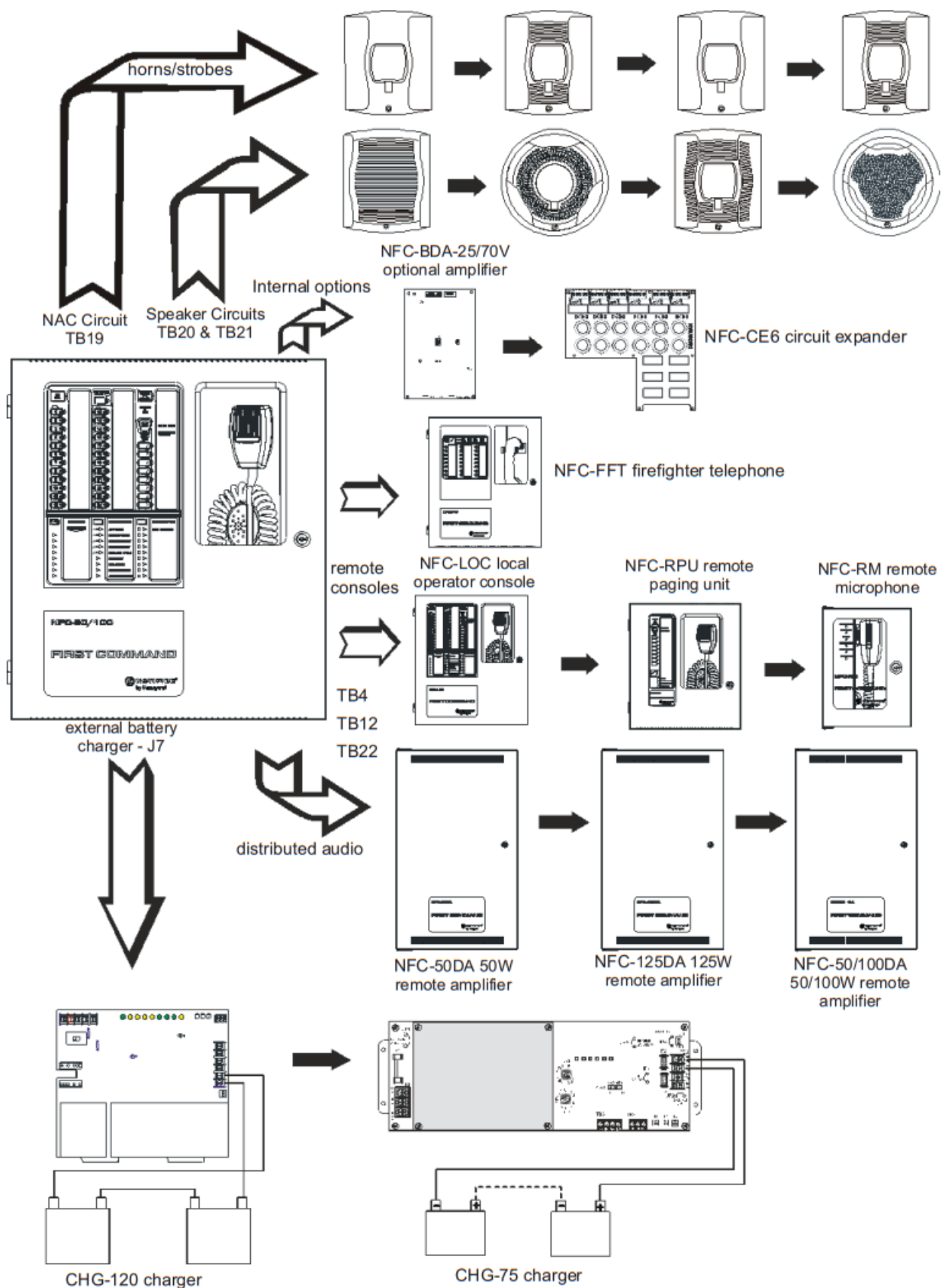
PUSH BUTTON CONTROLS

- All Call Button
- Message Select Buttons 1-14
- Microphone
- Push to talk switch
- Message Button 9

LED STATUS INDICATORS (VISIBLE WITH DOOR CLOSED)

- System in Use (green)
- OK to Page (green)
- Mic Trouble (yellow)
- Message 1-8 Active (red)
- Message 1-8 Fault (yellow)
- Power (green)
- Data Bus Fault (yellow)
- Audio Riser Fault (yellow)

- Board Fault (yellow)



NFC-50/100(E) FirstCommand (Possible Configurations)

Product Line Information (Ordering Information)

NFC-RPU: Remote Page Unit Hand held microphone, 14 message buttons.

NFC-50/100: (Primary operating Console) 50 Watt, 25VRMS single speaker zone emergency voice evacuation

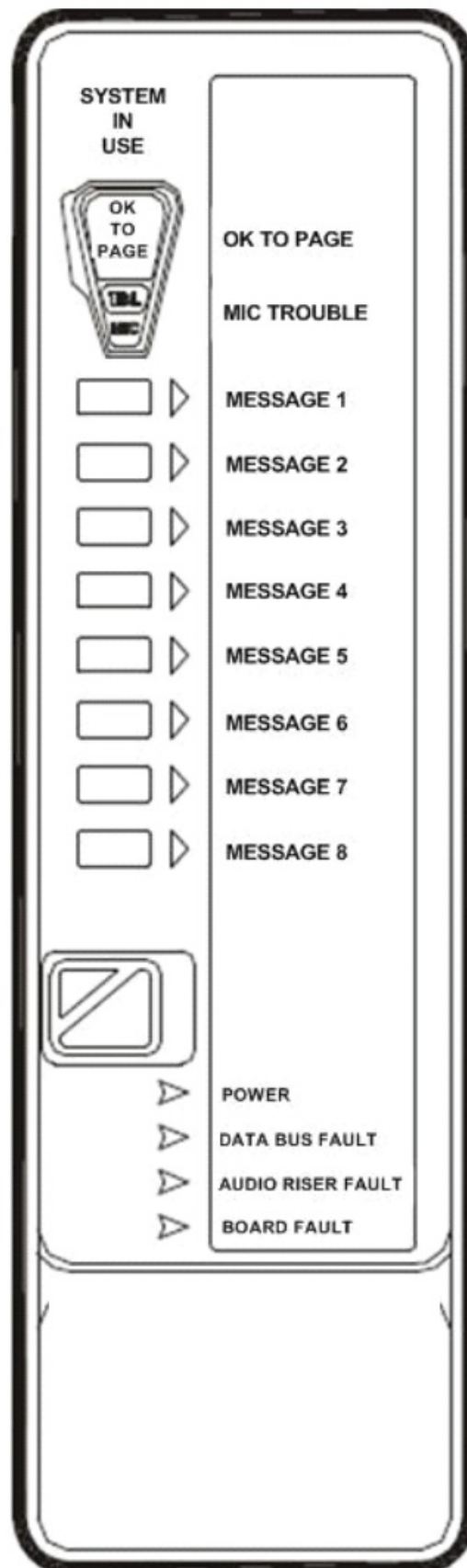
system, Integral microphone, built in tone generator and 14 recordable messages. Please refer to the data sheet DN-60772 for more information.

NFC-50/100E: Export version (Primary operating Console) 50 Watt, 25VRMS single speaker zone emergency voice evacuation system, Integral microphone, built in tone generator and 14 recordable messages, 240 VAC, 50 Hz. Please refer to the data sheet DN-60772 for more information.

ECC-MICROPHONE: Replacement microphone only.

ECC-THUMBLTCH: Optional Thumb Latch. (Non UL-Listed).

TR-6-B: Trim ring used semi-flush mount installations.



This system meets NFPA requirements for operation at 0-49° C/32-120° F and at a relative humidity 93% ± 2% RH (noncondensing) at 32°C ± 2°C (90°F ± 3°F). However, the useful life of the system's standby batteries and the electronic components may be adversely affected by extreme temperature ranges and humidity. Therefore, it is recommended that this system and its peripherals be installed in an environment with a normal room temperature of 15-27° C/60-80° F.

Cabinet Specifications

NFC-RPU: 14.50" (36.8 cm) high x 12.875" (32.70 cm) wide x 4.534" (11.52 cm) deep. (Door attached and closed).

TR-6-B: Trim ring for NFC-RPU (Black). 17.624"H x 16"W.

(This provides a 1.5" wall coverage around the box).

Shipping Specifications

Weight: 11.6 lbs (5.27 kg)

Agency Listings and Approvals

The listings and approvals below apply to the NFC-RPU Remote Page Unit. In some cases, certain modules may not be listed by certain approval agencies or listing may be in process.

Consult factory for latest listing status.

UL Listed S635

CSFM: 6912-0028:0268

FDNY: COA #6163

Standards and Codes

The NFC-RPU complies with the following UL Standards and with NFPA 72 Fire Alarm system requirements. UL 864

First Command® and Notified® are registered trademarks of Honeywell International Inc.

©2015 by Honeywell International Inc. All rights reserved. Unauthorized use of this document is strictly prohibited.

This document is not intended to be used for installation purposes.

We try to keep our product information up-to-date and accurate.

We cannot cover all specific applications or anticipate all requirements.

All specifications are subject to change without notice.

For more information, contact Notified.

Phone: (203) 484-7161, FAX: (203) 484-7118.



NOTIFIER®

by Honeywell

ISO 9001

CERTIFIED

**ENGINEERING & MANUFACTURING
QUALITY SYSTEMS**

www.notifier.com

Assembled in the USA

Documents / Resources



[NOTIFIER NFC-RPU Notifier First Command Remote Page Unit](#) [pdf] Owner's Manual
NFC-RPU Notifier First Command Remote Page Unit, NFC-RPU, Notifier First Command Remote Page Unit, Command Remote Page Unit

References

-  [Fire Alarm Resources | Download fire alarm documents](#)
-  [Home \(USA\) | NOTIFIER by Honeywell | Engineered Fire Alarm System.](#)

Manuals+.