



# NOTIFIER NFC-RM FirstCommand Remote Microphone Owner's Manual


[Home](#) » [NOTIFIER](#) » NOTIFIER NFC-RM FirstCommand Remote Microphone Owner's Manual 

## Contents

- [1 NOTIFIER NFC-RM First Command Remote Microphone](#)
- [2 General](#)
- [3 TYPICAL APPLICATIONS](#)
- [4 Features](#)
- [5 Electrical Specifications](#)
  - [5.1 Wiring Requirements](#)
- [6 Temperature and Humidity ranges](#)
- [7 Cabinet Specifications](#)
- [8 Shipping Specifications](#)
- [9 Control and Indicators](#)
- [10 Documents / Resources](#)
  - [10.1 References](#)
- [11 Related Posts](#)



**NOTIFIER NFC-RM First Command Remote Microphone**



## General

Notifier's FirstCommand NFC-RM is an optional Remote Microphone that is compatible with the NFC-50/100(E) Emergency Voice Evacuation for fire protection applications. It is part of a family of external remote consoles that allows for extending the operator interface to remote locations within a building. It is housed in a cabinet with a keyed lock to limit access to qualified personnel. The NFC-RM remote microphone allows for ALL CALL paging to be broadcast over the speaker circuits when depressing the microphone's push-to talk switch. The RM requires an external data bus connection, an external audio riser connection, and an external operator interface power connection (24 Volts DC) from the NFC-50/100 main console.

## TYPICAL APPLICATIONS

- Schools
- Nursing Homes
- Factories
- Theaters
- Military facilities
- Restaurants
- Auditoriums
- Places of Worship
- Office Buildings

## Features

- External remote console that provides ALL CALL paging broadcasts over the speaker zones of the NFC-50/100(E) primary operating console.
- Modular design for maximum system flexibility and easy expansion.

- Supports both Class A (Style Z) and Class B (Style Y) wiring.
- A maximum of eight NFC-RMs can be connected to an NFC-50/100(E) primary operating console.
- Built-in microphone with push-to-talk feature that can be used for ALL CALL paging.
- Sturdy cabinet design with a keyed lock to prevent unauthorized access. Optional thumb lock is available.
- Simple and straightforward user interface.

## Electrical Specifications

**PRIMARY POWER REQUIREMENTS:** Voltage 24VDC non-resettable power from the NFC-50/ 100(E). External Operator Interface Power (Non-supervised). See NFC-50/100(E) Product Manual P/N LS10001-001NF-E for standby and alarm current requirements as well as battery calculations.

### Wiring Requirements

See Product Installation Document PN: LS10029-000FL-E for detailed wiring requirements.

**Agency Listings and Approvals** The listings and approvals below apply to the NFC-RM Remote Microphone. In some cases, certain modules may not be listed by certain approval agencies or listing may be in process. Consult factory for latest listing status.

### UL Listed S635

- **CSFM:** 6912-0028:0268
- **FDNY:** COA #6163

### Standards and Codes

The NFC-RM complies with NFPA 101 Life Safety Code and with the following UL Standards and with NFPA 72 Fire Alarm system requirements. UL 864.

### Temperature and Humidity ranges

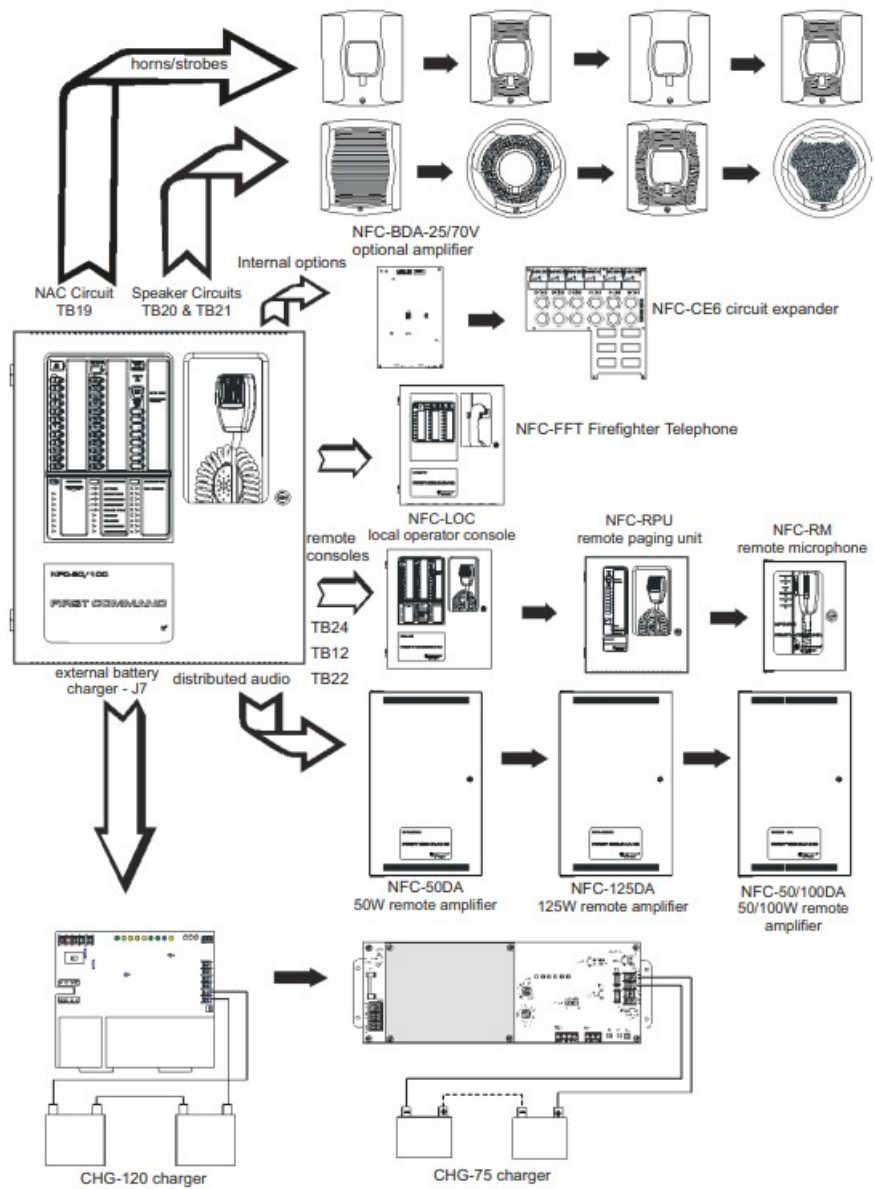
This system meets NFPA requirements for operation at 0-49° C/32-120° F and at a relative humidity 93% ± 2% RH (noncondensing) at 32°C ± 2°C (90°F ± 3°F). However, the useful life of the system's standby batteries and the electronic components may be adversely affected by extreme temperature ranges and humidity. Therefore, it is recommended that this system and its peripherals be installed in an environment with a normal room temperature of 15-27° C/60-80° F.

### Cabinet Specifications

8.3" (21.082 cm) high x 6.080" (15.44 cm) wide x 4.337" (11.02 cm) deep (Door attached and closed).

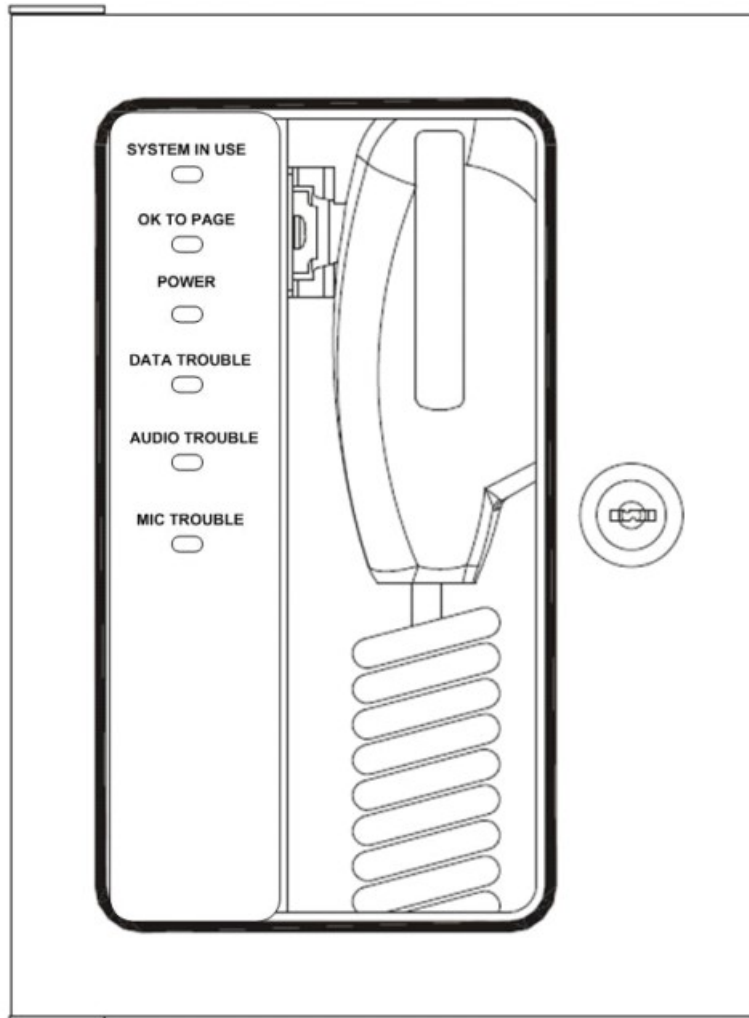
### Shipping Specifications

**Weight:** 4 lbs (1.81 kg).



## NFC-50/100(E) FirstCommand (Possible Configurations)

### Control and Indicators



## PUSH BUTTON CONTROLS

- Microphone
- Push to talk switch

## LED STATUS INDICATORS (VISIBLE WITH DOOR CLOSED)

- System in Use (green)
- OK to Page (green)
- AC Power (green)
- Data Trouble (yellow)
- Audio Trouble (Yellow)
- Microphone Trouble (yellow)


## Product Line Information (Ordering Information)

- **NFC-RM:** Remote Microphone only.
- **NFC-50/100:** (Primary operating Console) 50 Watt, 25VRMS single speaker zone emergency voice evacuation system, Integral microphone, built in tone generator and 14 recordable messages. Please refer to the data sheet DN-60772 for more information. **NFC-50/100E:** Export version (Primary operating Console) 50 Watt, 25VRMS single speaker zone emergency voice evacuation system, Integral microphone, built in tone

generator and 14 recordable messages, 240 VAC, 50Hz. Please refer to the data sheet DN-60772 for more information.

- **N-FPJ:** Remote Phone Jack.
- **ECC-MICROPHONE:** Replacement Microphone Only.
- **CHG-75:** 25 to 75 ampere-hours (AH) external battery charger.
- **ECC-THUMBLTCH:** Optional Thumb Latch. (Non UL-Listed).

## Documents / Resources

	<p><a href="#">NOTIFIER NFC-RM FirstCommand Remote Microphone</a> [pdf] Owner's Manual NFC-RM FirstCommand Remote Microphone, NFC-RM, FirstCommand Remote Microphone, Remote Microphone, Microphone</p>
---	---

## References

- [🔥 Fire Alarm Resources | Download fire alarm documents](#)
- [🏠 Home \(USA\) | NOTIFIER by Honeywell | Engineered Fire Alarm System.](#)