

NORWII N95 BLE Multi Language User Manual



Contents [[hide](#)]

[1 FEATURES](#)

[2 SETUP](#)

[3 FUNCTION CUSTOMIZE AND PAIR](#)

[4 CONNECT VIA BLUETOOTH](#)

[5 LED STATUS INDICATOR](#)

[6 Documents / Resources](#)

[6.1 References](#)

FEATURES



1. **LED INDICATOR**

Instant feedback on battery and working status.

2. **BACK**

- Simple press to navigate backward
- Press and hold to start presentation

3. **ON/OFF**

4. **NEXT**

- Simple press to navigate forward
- Press and hold to show a black screen

5. **LASER POINTER**

Press and hold to activate the laser.

6. **TAB**

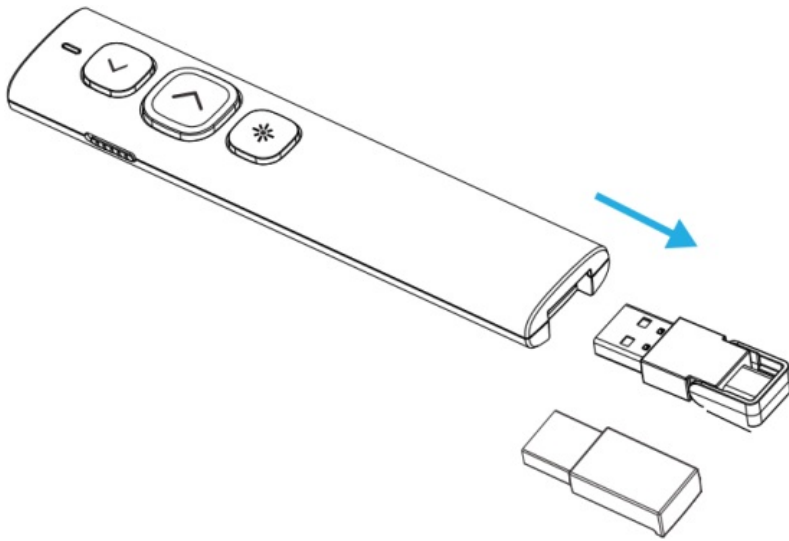
- Simple press is TAB
- Press and hold is ALT-TAB

7. **ENTER**

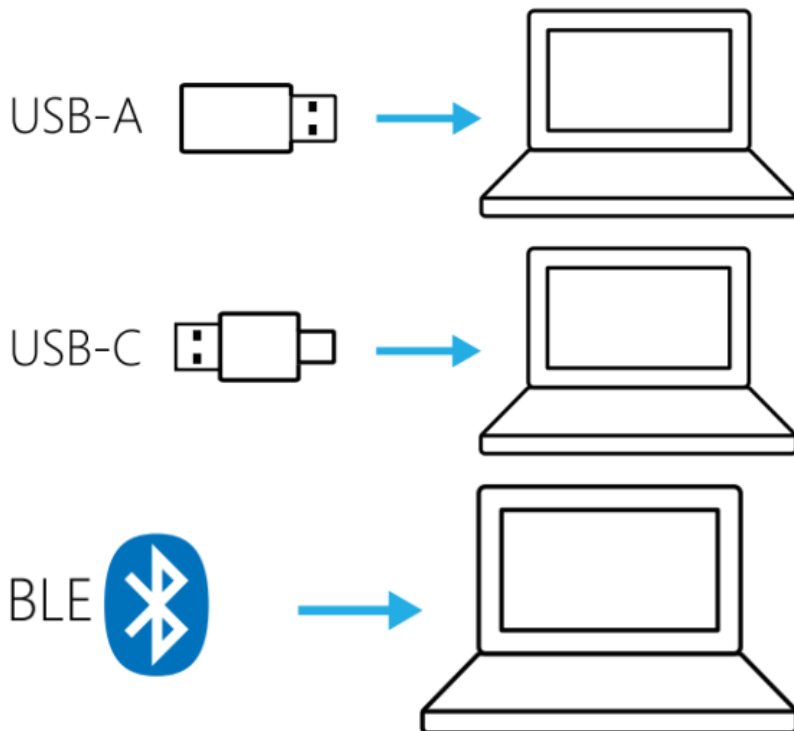
- Simple press is ENTER
- Press and hold is ALT-F4

SETUP

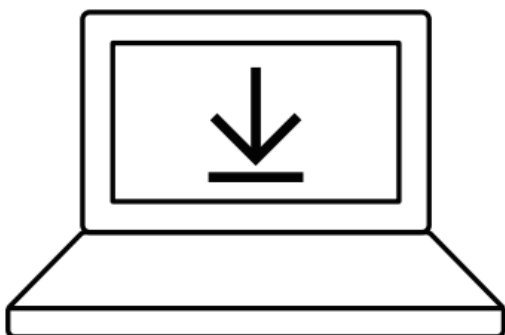
1. Remove the USB receiver.



2. Plug the receiver into USB port or connect via Bluetooth.

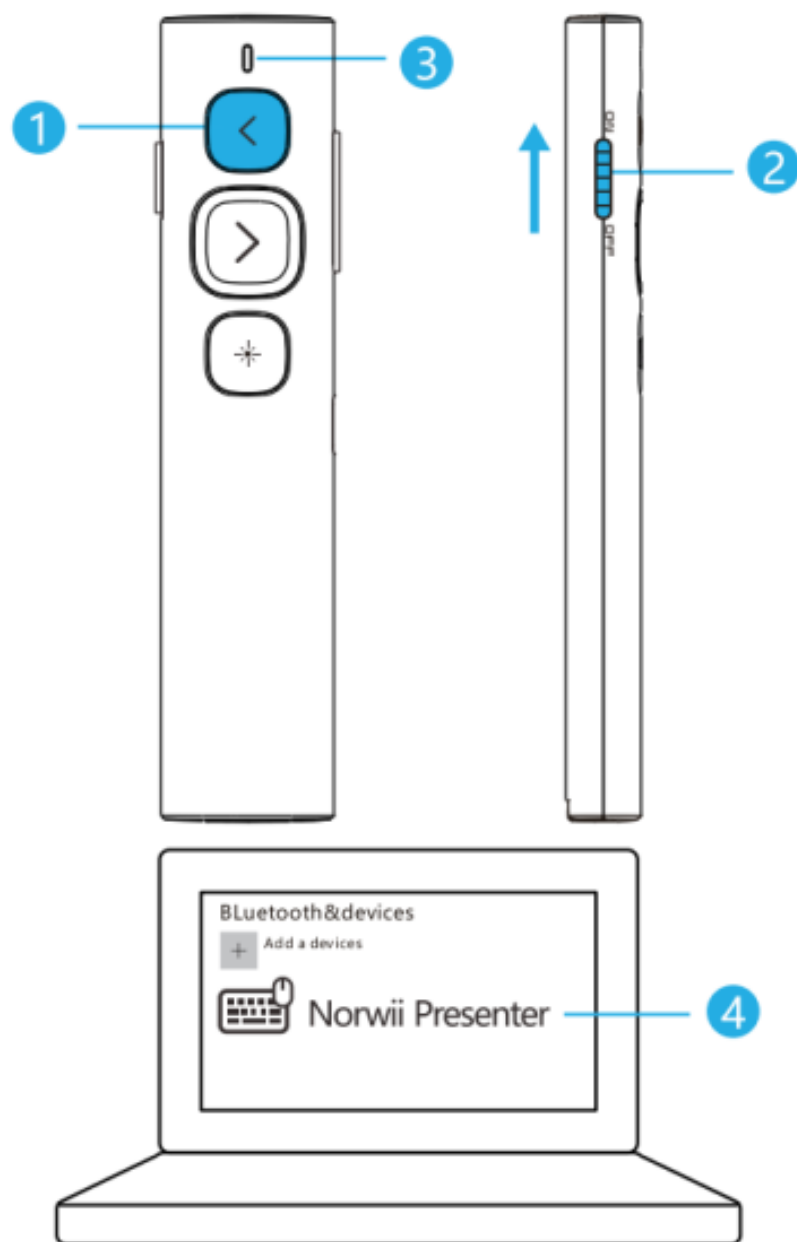


FUNCTION CUSTOMIZE AND PAIR



Download and install software

CONNECT VIA BLUETOOTH



- Press and hold the page up key
- Turn on the power
- LED blinking rapidly blue
- Click to pair

LED STATUS INDICATOR

LED BEHAVIOR	INDICATION
--------------	------------

Steady blue when press keys	Battery is good and works fine
Blinking rapidly blue	Waiting for Bluetooth pairing
Pulsing blue	Low battery
Steady red	Charging
Steady green	Full charged

* **Working range:** 328 feet

* **Compatibility:** Mac |  | iOS | 

Shanghai Norwii Technology Co., Ltd.

Add: No.277, Jinfeng Road, Pudong New Area, Shanghai, China 201201


Tel: +86-21-51872080

Email: supports@norwii.com

Web: www.norwii.com



Documents / Resources

	NORWII N95 BLE Multi Language [pdf] User Manual N95 BLE Multi Language, N95, BLE Multi Language, Multi Language
---	--

References

- [User Manual](#)

 BLE Multi Language, Multi Language, N95, N95 BLE Multi Language,

 Norwii Norwii

Leave a comment

Your email address will not be published. Required fields are marked *

Comment *

Name

Email

Website

☐ Save my name, email, and website in this browser for the next time I comment.

Post Comment

Search:

e.g. whirlpool wrf535swhz

Search

[Manuals+](#) | [Upload](#) | [Deep Search](#) | [Privacy Policy](#) | [@manuals.plus](#) | [YouTube](#)

This website is an independent publication and is neither affiliated with nor endorsed by any of the trademark owners. The "Bluetooth®" word mark and logos are registered trademarks owned by Bluetooth SIG, Inc. The "Wi-Fi®" word mark and logos are registered trademarks owned by the Wi-Fi Alliance. Any use of these marks on this website does not imply any affiliation with or endorsement.