

SINGLE Noodle Floatz



SINGLE Noodle Floatz Instructions

[Home](#) » [Noodle](#) » SINGLE Noodle Floatz Instructions 

Contents

1 SINGLE Noodle Floatz

2 Specifications

3 Product Usage Instructions

4 USING INSTRUCTION

5 MORE INFORMATION

6 Frequently Asked Questions

7 Documents / Resources

7.1 References

SINGLE

SINGLE Noodle Floatz



Specifications

- **Product Name:** NoodleFloatz
- **Model:** Single & Double
- **Website:** www.noodlefloatz.com

Product Usage Instructions

Single NoodleFloatz

The Single NoodleFloatz is designed for individual use. To use:

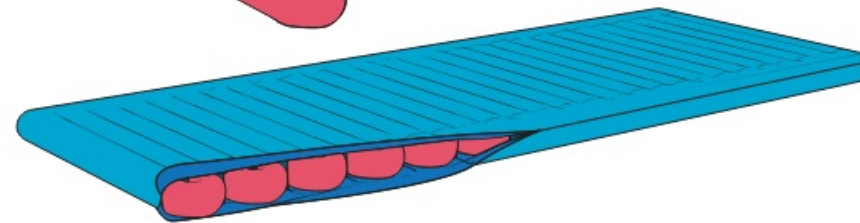

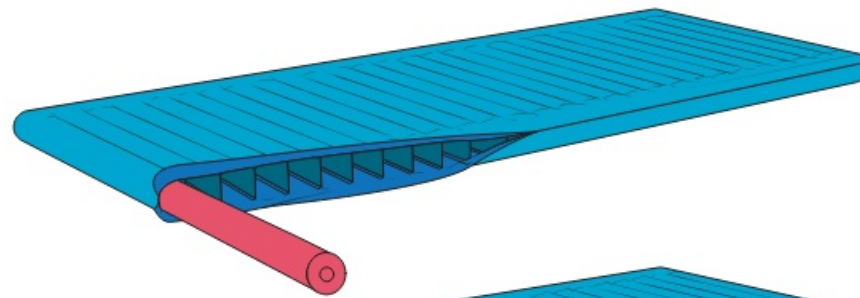
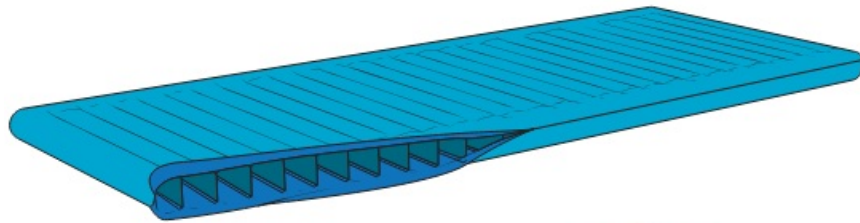
1. Unfold the NoodleFloatz and inflate it using a pump or by blowing air into the valve.
2. Place the NoodleFloatz in the water and enjoy a relaxing float.
3. After use, deflate the NoodleFloatz, rinse it with clean water, and allow it to dry before storing.

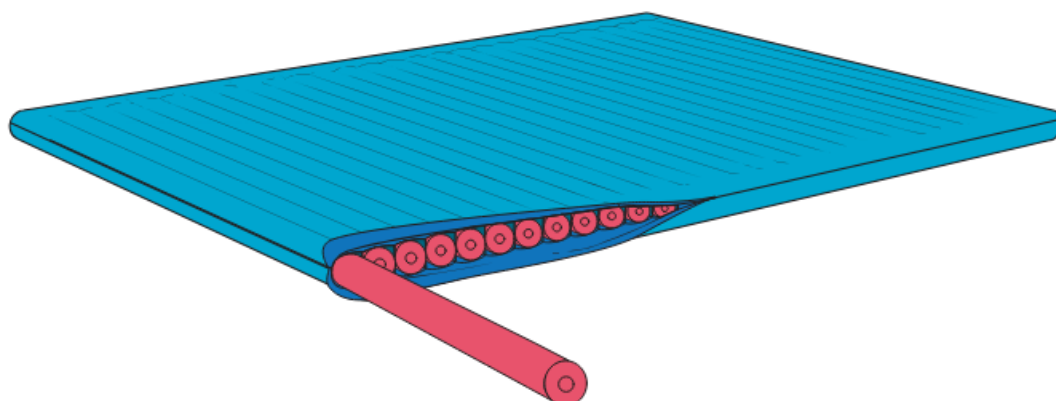
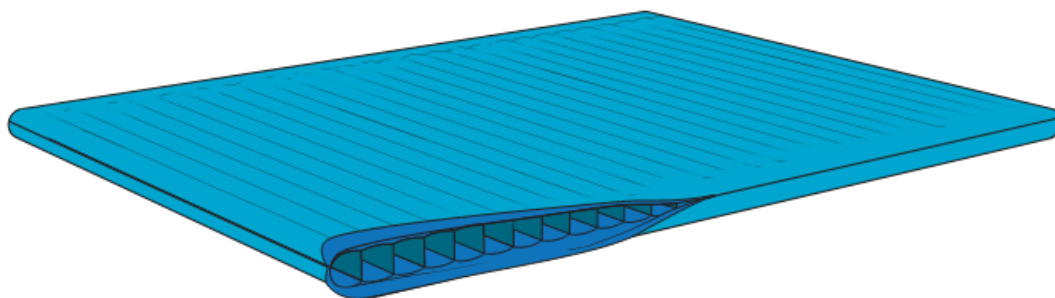


Double NoodleFloatz

The Double NoodleFloatz is designed for two users. To use:

1. Inflate both sides of the Double NoodleFloatz using a pump or by blowing air into the valves.
2. Connect the two sides securely to create a stable platform on the water.
3. Enjoy a fun and comfortable float with a friend or partner.
4. After use, deflate the NoodleFloatz, rinse it with clean water, and allow it to dry before storing.

USING INSTRUCTION





MORE INFORMATION

Imported by

- Vivere Ltd
- Guelph, Ontario, Canada N1H 6J4 1-[877-836-0986](tel:877-836-0986)
- www.vivereltd.com
- Made in China


Imported by

- Vivere Ltd
- Guelph, Ontario, Canada N1H 6J4
- 1-[877-836-0986](tel:877-836-0986)
- www.vivereltd.com
- Made in China

Frequently Asked Questions

- **Q: Can I use the NoodleFloatz in a pool?**
 - A: Yes, the NoodleFloatz is suitable for use in pools, lakes, and calm waters. Avoid sharp objects that may puncture the float.
- **Q: How should I clean and store the NoodleFloatz?**
 - A: After each use, rinse the NoodleFloatz with clean water to remove any chlorine or salt residue. Allow it to dry completely before storing it in a cool, dry place away from direct sunlight.

Documents / Resources

	<p>Noodle SINGLE Noodle Floatz [pdf] Instructions SINGLE Noodle Floatz, SINGLE, Noodle Floatz, Floatz</p>
---	---

References

- [🌐 Noodle Floatz – Vivere USA](#)
- [🌐 Vivere USA](#)
- [User Manual](#)

Manuals+, Privacy Policy

This website is an independent publication and is neither affiliated with nor endorsed by any of the trademark owners. The "Bluetooth®" word mark and logos are registered trademarks owned by Bluetooth SIG, Inc. The "Wi-Fi®" word mark and logos are registered trademarks owned by the Wi-Fi Alliance. Any use of these marks on this website does not imply any affiliation with or endorsement.