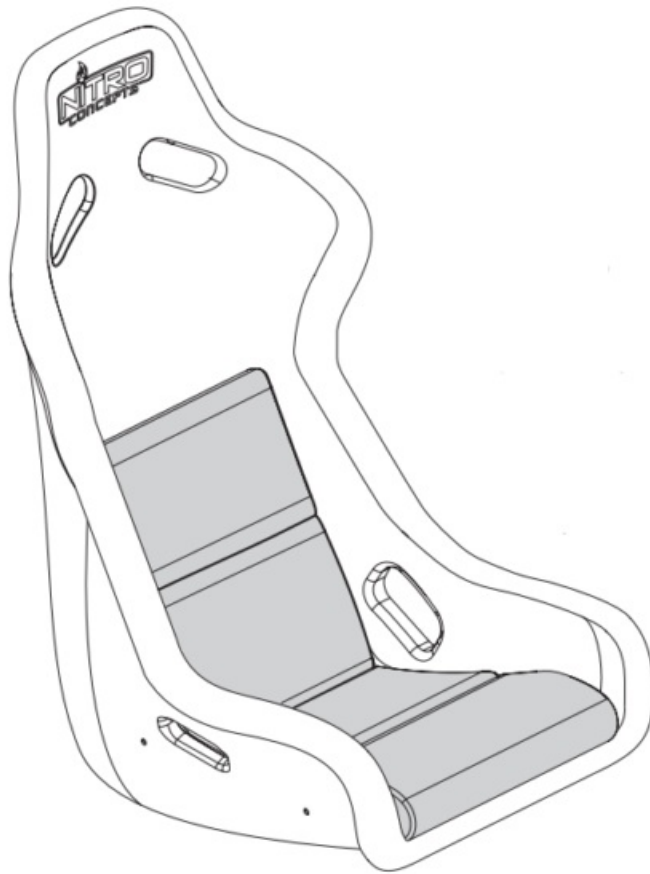


# NITRO CONCEPTS IMMERSION Metahaptics Instruction Manual

[Home](#) » [NITRO CONCEPTS](#) » NITRO CONCEPTS IMMERSION Metahaptics Instruction Manual 

NITRO CONCEPTS IMMERSION Metahaptics



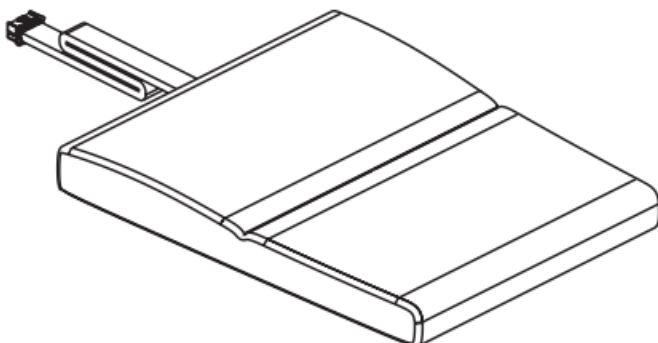
## Contents

- 1 Books Content
- 2 Installation Instruction
- 3 GENERAL SAFETY
- 4 ELECTRICAL SAFETY
- 5 CARE AND MAINTENANCE
- 6 SAFETY AND WARNINGS
- 7 TECHNICAL SPECIFICATIONS
- 8 SERVICE
- 9 Customer Support
- 10 Documents / Resources
  - 10.1 References

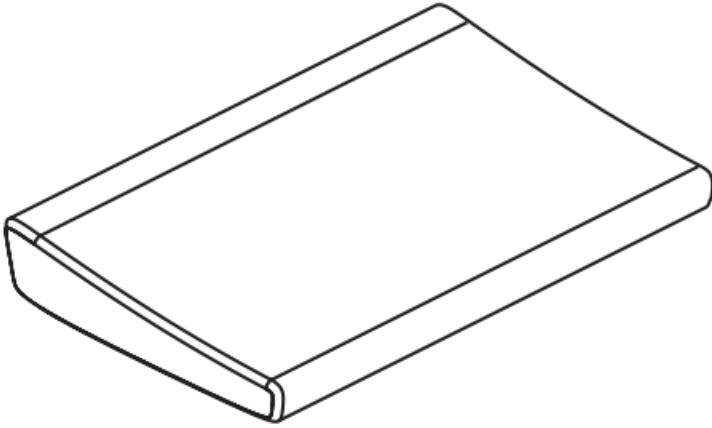


## Books Content

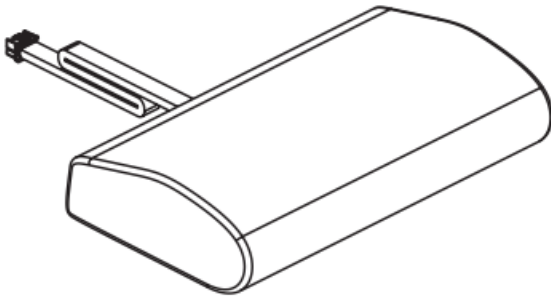
- Part-A: 1x



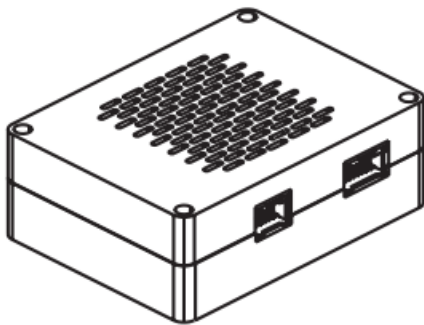
- Part-B: 1x



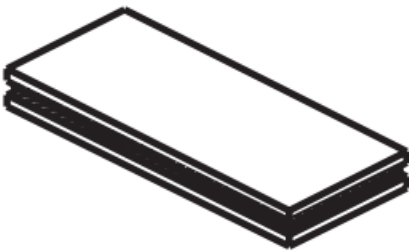
- Part-C: 1x



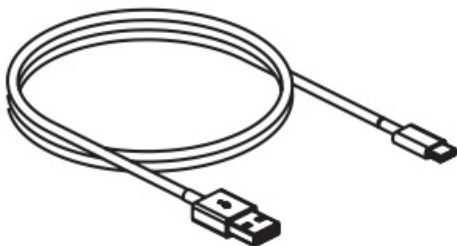
- Part-D: 1x



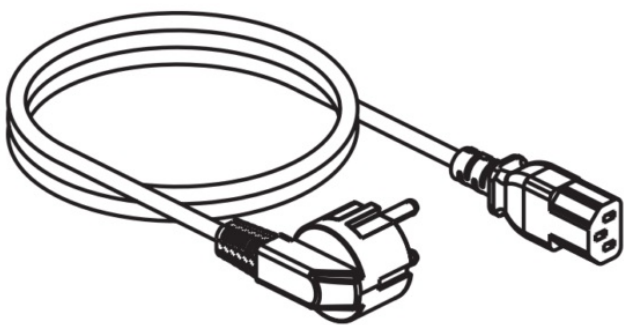
- Part-E: 2x



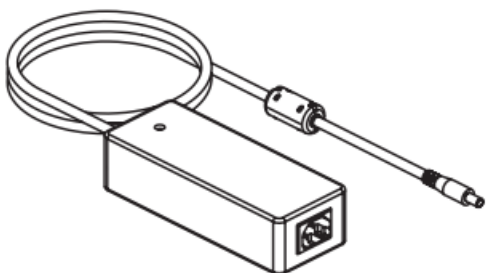
- Part-F: 1x



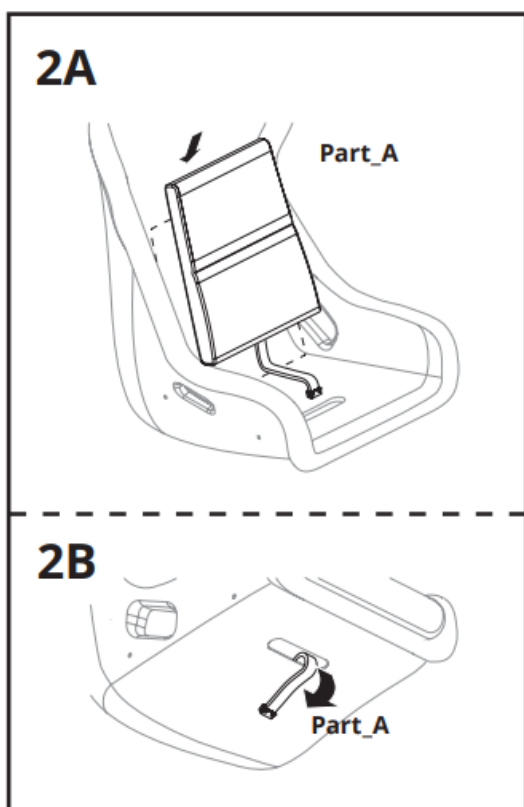
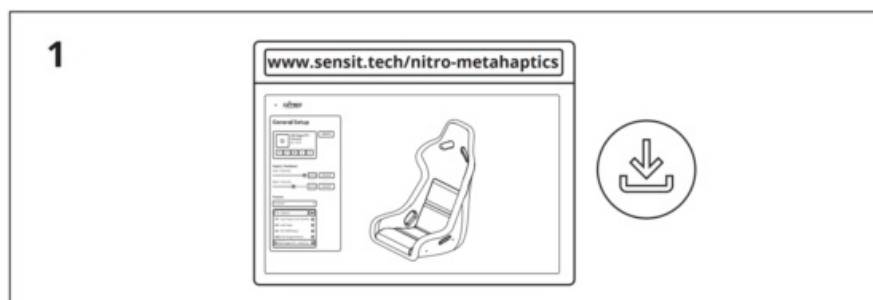
- Part-G: 1x



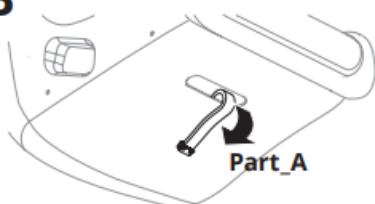
- Part-H: 1x



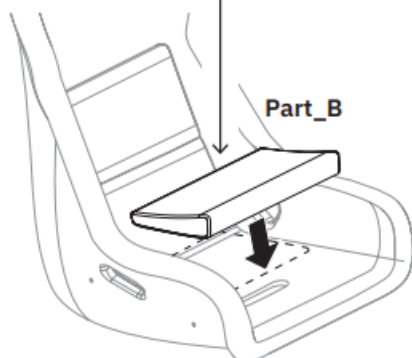
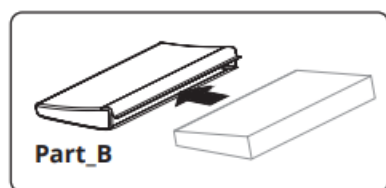
## Installation Instruction



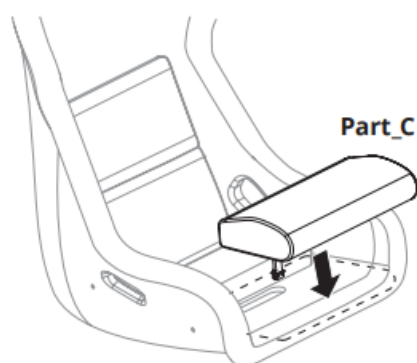
**2B**



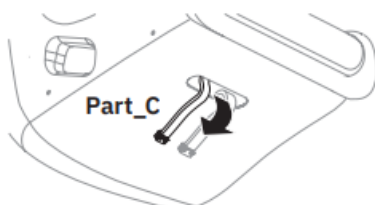
**3**



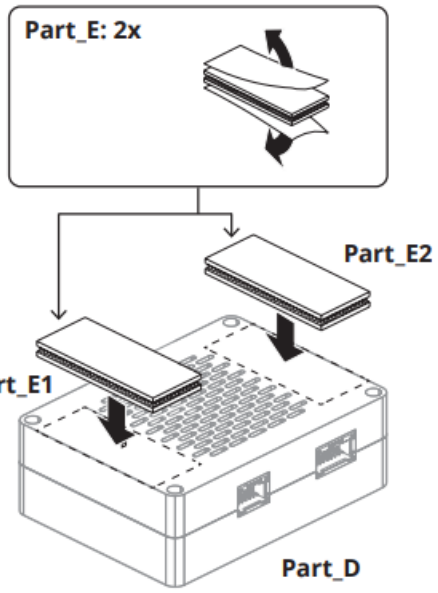
**4A**



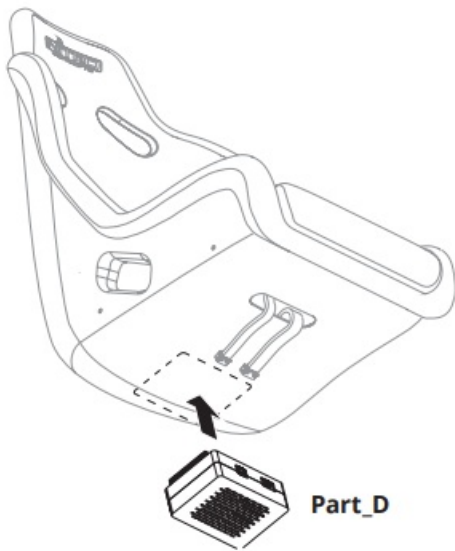
**4B**



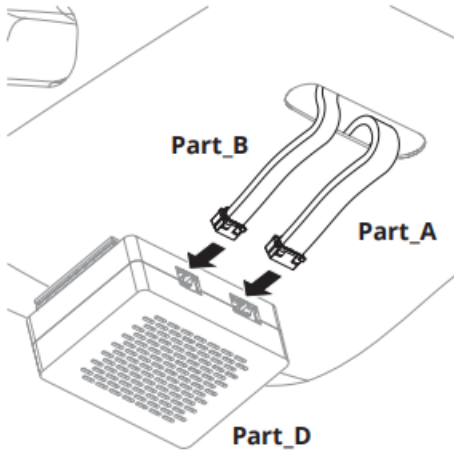
5



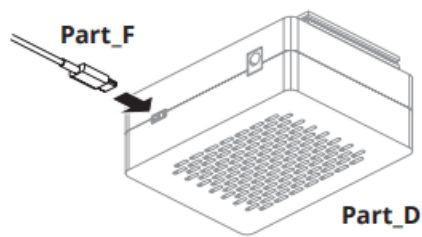
6



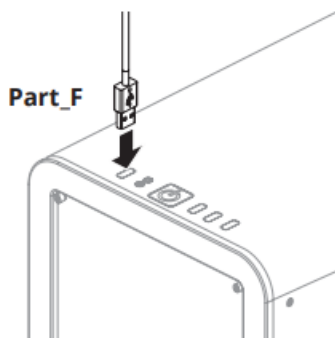
**7**

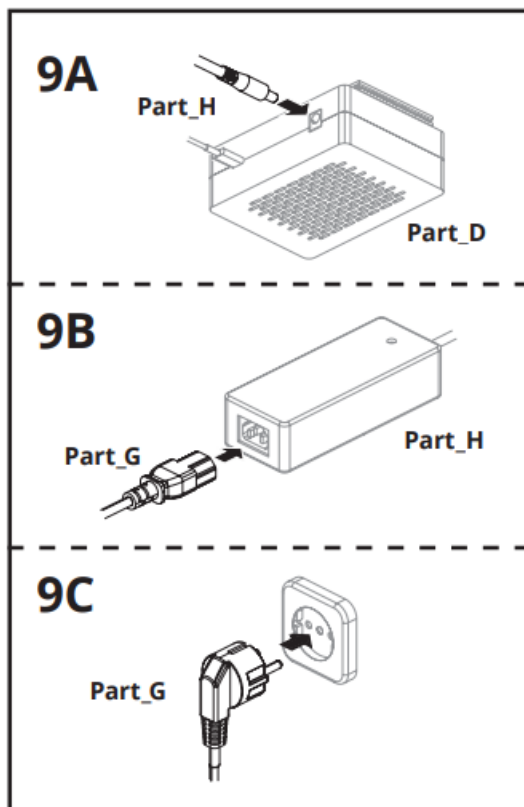


**8A**



**8B**





#### **IMPORTANT:**

Failure to follow all instructions may result in injury, damage to the device, or voiding of the warranty.

#### **GENERAL SAFETY**

- Only use the box as described in this manual.
- Keep the box away from water and moisture.
- Never open the box yourself for repairs.

#### **ELECTRICAL SAFETY**

- Use only the cables recommended by the manufacturer.
- Avoid short circuits by improper use of connectors.

#### **CARE AND MAINTENANCE**

- Keep the cushion and PCB box dry. Use a soft, dry cloth for cleaning. Avoid aggressive cleaners that may damage surfaces.
- Store the cushion at moderate temperatures (15°C – 30°C) to prevent damage from extreme heat, cold, and moisture.

#### **SAFETY AND WARNINGS**

- Ensure the PCB box is mounted under the seat to prevent accidents.
- Do not use the cushion if there are signs of overheating or malfunction. Do not open the PCB box or other system parts. For repairs, contact customer support at [support@gamersware.com](mailto:support@gamersware.com).



- Do not use the device in direct sunlight. Maintain a safe distance from moving parts.
- Do not use the haptic feedback seat if you are pregnant. Due to the permanent magnets, this product is not suitable for persons with pacemakers.
- **Warning:** This product may contain small parts that pose a choking hazard. Keep children away.
- Regularly check the product for safety and usability.

## WARRANTY

- The IMMERSION Metahaptics comes with a 12-month warranty from the date of purchase.
- The warranty covers manufacturing and material defects.
- Damage caused by improper use or unauthorized repairs is not covered by the warranty.

## TECHNICAL SPECIFICATIONS

- **Input voltage:** 19 V, 5.2 A
- **Output power:** Up to 100 W

## SERVICE

- If you have any issues or questions, please contact Nitro Concepts customer service at [support@gamersware.com](mailto:support@gamersware.com)

## Customer Support

Pro Gamers ware GmbH  
Gauss Strasse 1  
10589 Berlin  
Germany


[info@nitro-concepts.com](mailto:info@nitro-concepts.com)  
[www.nitro-concepts.com](http://www.nitro-concepts.com)



Points de collecte sur [www.quefairedemesdechets.fr](http://www.quefairedemesdechets.fr)



## Documents / Resources

	<p><a href="#">NITRO CONCEPTS IMMERSION Metahaptics</a> [pdf] Instruction Manual IMMERSION Metahaptics, IMMERSION, Metahaptics</p>
---	--

## References

-  [Loading...](#)
-  [Gaming Chairs, Gaming Desks and accessories with stellar designs | Nitro Concepts](#)
- [User Manual](#)

[Manuals+](#), [Privacy Policy](#)

This website is an independent publication and is neither affiliated with nor endorsed by any of the trademark owners. The "Bluetooth®" word mark and logos are registered trademarks owned by Bluetooth SIG, Inc. The "Wi-Fi®" word mark and logos are registered trademarks owned by the Wi-Fi Alliance. Any use of these marks on this website does not imply any affiliation with or endorsement.