

Nitin Touch Control Large Cosmetic Mirror



# Nitin Touch Control Large Cosmetic Mirror User Manual

[Home](#) » [Nitin](#) » Nitin Touch Control Large Cosmetic Mirror User Manual 

## Contents

- [1 Nitin Touch Control Large Cosmetic Mirror](#)
- [2 Introduction](#)
- [3 Specifications](#)
- [4 What's in the Box](#)
- [5 Key Features](#)
- [6 How to Use](#)
- [7 Safety Precautions](#)
- [8 Maintenance](#)
- [9 Troubleshooting](#)
- [10 FAQs](#)
- [11 Video- Large White Hollywood Vanity Mirror with Lights](#)
- [12 References](#)
- [13 Related Posts](#)

# Nitin

**Nitin Touch Control Large Cosmetic Mirror**



## Introduction

The Nitin Touch Control Large Cosmetic Mirror is a sophisticated and versatile makeup accessory designed to enhance your beauty routine. Featuring touch control technology, adjustable LED lighting, and a large viewing area, this mirror offers convenience and precision for all your makeup application needs.

## Specifications

- **Brand:** Nitin
- **Type:** Hollywood Mirror
- **Style:** Desktop Style Mirror
- **Shape:** Square
- **Frame Material:** Aviation – Grade Aluminum
- **Sides:** Single
- **Finishing:** Silver
- **Power:** Plug-in
- **Brightness:** Adjustable
- **LED lights color:** Daylight
- **Bulbs:** 12pcs
- **Powered by :** 12V/3A DC
- **Frame Size:** 85cm \* 68.3cm \* 15cm
- **Mirror Size:** 73.5cm \* 55cm

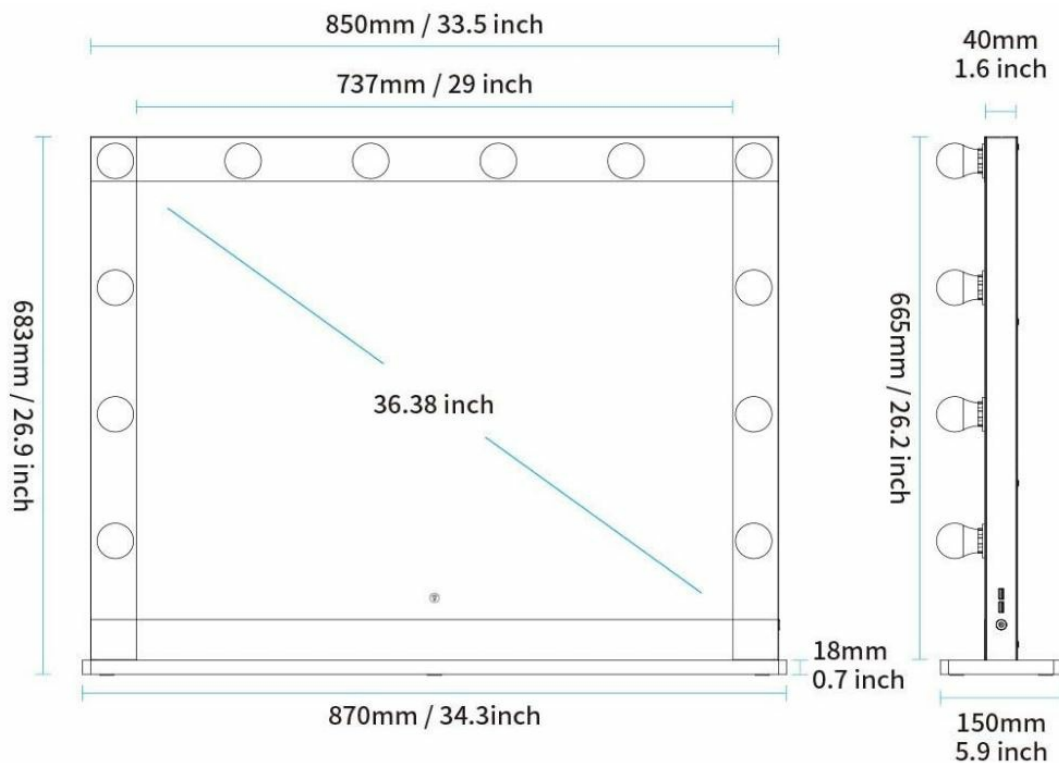
## What's in the Box

- 1 x Nitin Touch Control Large Cosmetic Mirror
- 1 x Power Adapter

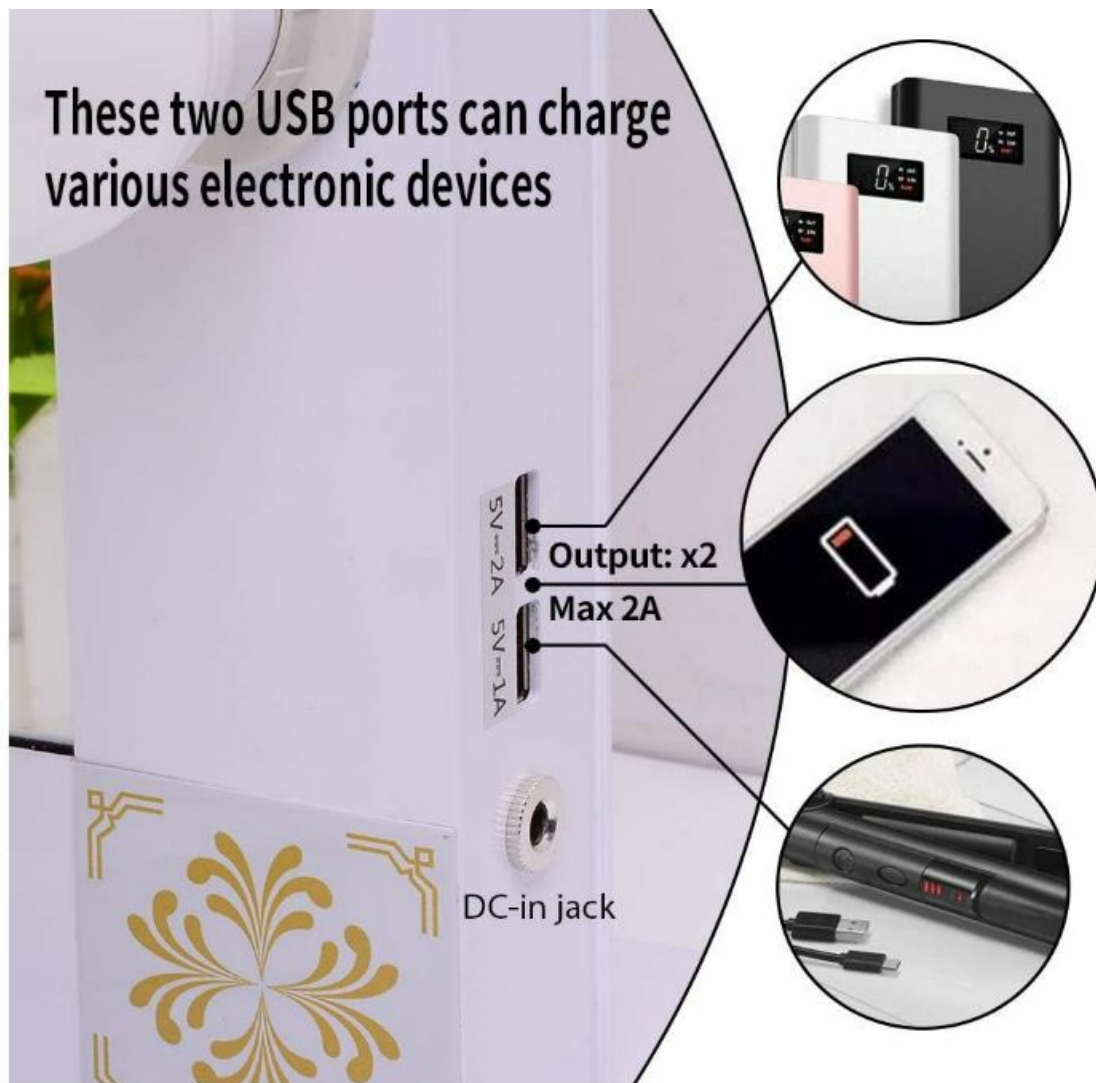
- 1 x User Manual

## Key Features

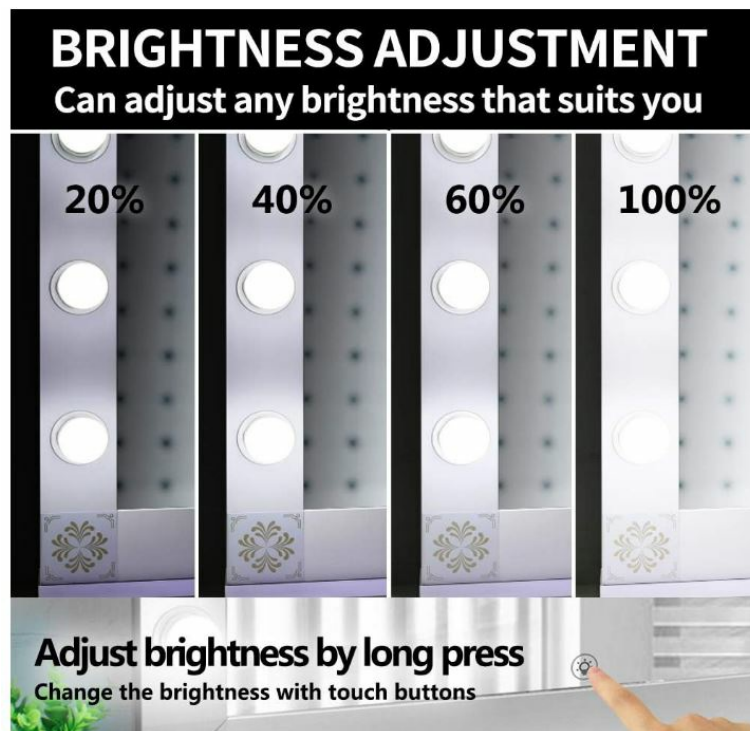
1. **12 LED Bulbs:** Equipped with 12 LED bulbs that emit daylight-like illumination, providing optimal lighting for makeup application.
2. **Smart Touch Sensor Design:** Features a smart touch sensor design that allows you to easily turn on/off the light and adjust the brightness directly on the screen.
3. **Sturdy Metal Construction:** Constructed with sturdy metal materials and superior reflective mirror, ensuring durability and high-quality performance.
4. **Optic Mirror Size:** The mirror has an optic mirror size of 735mm(L) x 550mm(W), providing ample space for makeup, grooming, or dressing.



5. **Support for USB Charging:** Includes 2 USB ports for charging devices, with one port rated at 5V/1A and the other at 5V/2A, offering convenience for charging your devices while using the mirror.



6. **Adjustable LED Lighting:** The LED lighting is adjustable to suit different makeup needs, allowing you to customize the brightness according to your preferences.



7. **Large Viewing Area:** Provides a large viewing area for comprehensive makeup application, ensuring every detail is visible with clarity.
8. **Modern and Sleek Design:** Features a modern and sleek design that complements any decor, adding a touch of elegance to your space.

9. **Stable Tabletop Mounting:** Designed for stable tabletop mounting, providing convenience and stability during use.
10. **Mirror and Frame Size:** The mirror size is 29" x 26.2", while the frame size is 33.6" x 26.9" x 5.9", offering a perfect balance of size and functionality.
11. **Energy-Saving LED Bulbs:** These come with 13 dimmable LED bulbs that are energy-saving and replaceable, ensuring long-lasting performance and efficiency.
12. **Smart Touch Control Design:** Features a smart touch control design that allows you to turn on/off the light and adjust the brightness with a simple touch, enhancing energy-saving capabilities.
13. **Fragile Product Warning:** Due to the fragile nature of the mirror, if you encounter any issues upon receiving it, please contact customer service for timely assistance.

## How to Use

1. Place the mirror on a flat and stable surface, such as a tabletop or vanity.
2. Connect the power adapter to a power source and plug it into the mirror.
3. Use the touch controls to adjust the brightness of the LED lighting according to your preferences.
4. Position yourself in front of the mirror and use it for makeup application, grooming, or skincare routines.

## Safety Precautions

- Avoid placing the mirror near water or other liquids to prevent electrical hazards.
- Keep the power adapter and cable away from water or moisture.
- Do not attempt to disassemble or modify the mirror's electrical components.

## Maintenance

- Clean the mirror regularly with a soft, non-abrasive cloth to remove dust and dirt.
- Avoid using harsh chemicals or abrasive cleaners that could damage the mirror's surface.
- Store the mirror in a dry and dust-free environment when not in use to maintain its appearance.

## Troubleshooting

- If the LED lights do not turn on, check the power adapter and connections.
- If the mirror does not respond to touch controls, ensure that the touch sensor is clean and free from debris.
- If you encounter any other issues, refer to the user manual or contact Nitin customer support for assistance.

## FAQs

What is the main feature of the Nitin Touch Control Large Cosmetic Mirror?

The main feature of the Nitin Touch Control Large Cosmetic Mirror is its touch control functionality, allowing users to adjust brightness and color temperature with ease.

How does Nitin ensure user convenience with their cosmetic mirror?

Nitin ensures user convenience by incorporating touch control technology into their large cosmetic mirror, making it easy for users to adjust settings to their preference.

What distinguishes Nitin's large cosmetic mirror from others on the market?

Nitin's large cosmetic mirror stands out with its touch control feature, offering users a more intuitive and convenient experience compared to traditional mirrors.

What role does Nitin play in the design of their cosmetic mirror?

Nitin plays a crucial role in designing their cosmetic mirror to prioritize user convenience, with features like touch control and adjustable brightness.

How does Nitin enhance the functionality of their cosmetic mirror?

Nitin enhances the functionality of their cosmetic mirror by incorporating touch control technology, allowing users to customize their lighting experience.

What benefits do users experience with Nitin's touch control cosmetic mirror?

Users of Nitin's touch control cosmetic mirror enjoy the convenience of adjusting brightness and color temperature to suit their needs with a simple touch.

How does Nitin integrate technology into their cosmetic mirror design?

Nitin integrates technology seamlessly into their cosmetic mirror design, offering touch control features for easy adjustment of lighting settings.

What color is Nitin's Hollywood Style Lighted Vanity Mirror?

Nitin's Hollywood Style Lighted Vanity Mirror comes in white, adding a sleek and modern touch to any vanity setup.

How does Nitin's Hollywood Style Lighted Vanity Mirror cater to different lighting preferences?

Nitin's Hollywood Style Lighted Vanity Mirror caters to different lighting preferences by offering dimmable lights that can be adjusted to create the perfect ambiance for makeup application.


What role does Nitin play in the design of their Hollywood Style Lighted Vanity Mirror?

Nitin plays a key role in designing their Hollywood Style Lighted Vanity Mirror to prioritize user convenience and satisfaction, with features like touch control and dimmable lights.

How does Nitin ensure user satisfaction with their Hollywood Style Lighted Vanity Mirror?

Nitin ensures user satisfaction with their Hollywood Style Lighted Vanity Mirror by incorporating touch control and dimmable lights, allowing users to customize their makeup experience.

**Video- Large White Hollywood Vanity Mirror with Lights**



<https://manuals.plus/wp-content/uploads/2024/02/TNitin-Touch-Control-Large-Cosmetic-Mirror.mp4>

**References**

- [User Manual](#)

Manuals+. Privacy Policy

This website is an independent publication and is neither affiliated with nor endorsed by any of the trademark owners. The "Bluetooth®" word mark and logos are registered trademarks owned by Bluetooth SIG, Inc. The "Wi-Fi®" word mark and logos are registered trademarks owned by the Wi-Fi Alliance. Any use of these marks on this website does not imply any affiliation with or endorsement.