



NIGHTSTICK XPP-5454G Intrinsically Safe Multi Function Dual Light Headlamp Instruction Manual


[Home](#) » [NIGHTSTICK](#) » NIGHTSTICK XPP-5454G Intrinsically Safe Multi Function Dual Light Headlamp Instruction Manual 

Contents

- [1 NIGHTSTICK XPP-5454G Intrinsically Safe Multi Function Dual Light Headlamp](#)
- [2 WARNINGS – INTRINSICALLY SAFE](#)
- [3 OPERATION](#)
- [4 WARRANTY](#)
- [5 Documents / Resources](#)
- [6 Related Posts](#)



NIGHTSTICK XPP-5454G Intrinsically Safe Multi Function Dual Light Headlamp



WARNINGS – INTRINSICALLY SAFE

- Warning: Use only the approved non-rechargeable batteries listed below.
- Warning: Do NOT attempt to use rechargeable AAA batteries with this light.
- Warning: To prevent ignition of a hazardous atmosphere, do not open the battery compartment in the hazardous environment. This task must ONLY be performed in an area known to be non-hazardous.
- Warning: When exchanging batteries, use only ENERGIZER E92 or EN92 BATTERIES.
- Warning: To prevent ignition of a hazardous atmosphere, the AAA batteries must only be exchanged in an area known to be non-hazardous.
- Warning: To reduce the risk of explosion, do not mix new non-rechargeable batteries with used non-rechargeable batteries, or mix non-rechargeable batteries from different manufacturers.
- Warning: Substitution of components may impair intrinsic safety.

SPECIAL INSTRUCTIONS FOR INTRINSIC SAFETY

For personal safety, always confirm the rating of any known hazardous or potentially hazardous location where the light is to be used.

BATTERY INSTALLATION

WARNING: In order to maintain the XPP-5454's Intrinsically Safe rating, the only AAA batteries certified for use with this light are the ENERGIZER E92 or EN92 BATTERIES.


- Do not attempt to use any other brand or model of AAA batteries with this light.
- Do not attempt to use any type of rechargeable AAA batteries with this light.

Warning: To prevent ignition of a hazardous atmosphere, do not open the battery compartment door in the hazardous environment. This task must ONLY be done in an area known to be non-hazardous.

- Loosen the locking screw located on the back of the battery compartment door.
- NOTE: Do NOT attempt to completely remove the locking screw. Doing so is not necessary and may damage the threads. The screw simply needs to be loosened enough to allow the battery compartment door to open.
- Using 3 – AAA ENERGIZER E92 or EN92 BATTERIES (make sure that all 3 batteries are of the same model), install the batteries in the back of the light paying close attention to the markings inside the battery compartment for proper battery terminal polarity alignment.
- Close the battery compartment door.
- Tighten locking screw. CAUTION: Do NOT over-tighten. Doing so may damage the threads and impact the light's Intrinsic Safety.

OPERATION

THE XPP-5454G HAS TWO BUTTONS THAT CONTROL LIGHT OUTPUT:



LIGHTING MODES

Pressing the Spotlight Button will turn on the spotlight. Pressing the Floodlight Button will turn on the floodlight. Pressing both buttons will turn on both the Spotlight and the Floodlight. This mode is called Dual-Light. EACH BUTTON HAS TWO BRIGHTNESS SETTINGS

- High-brightness – Press the desired button once
- Low-brightness – Press the desired button a second time
- Pressing the same button a third time will turn that lighting mode off

THE XPP-5454G HAS A TILT ADJUSTMENT FEATURE:

Simply adjust the tilt angle of the light to illuminate the desired area.

THE XPP-5454G COMES WITH TWO DIFFERENT HEADBANDS:

ELASTIC NON-SLIP HEADBAND

Use this headband for wearing the headlamp directly on your head or while wearing a soft hat such as a ball cap. The non-slip feature will keep the light positioned on the head even during vigorous movement.

HEAVY-DUTY RUBBER HEADBAND

Use the heavy-duty rubber headband on any hardhat. The tacky nature of the strap will keep the light attached even if the hat is dropped or used in wet conditions.

WARRANTY

LIMITED LIFETIME WARRANTY

Bayco Products, Inc. warrants this product to be free from defects in workmanship and materials for the original purchaser's lifetime. The Limited Lifetime Warranty includes the LEDs, housing and lenses. Rechargeable batteries, chargers, switches, electronics and included accessories are warranted for a period of two years with proof of purchase. Normal wear and failures which are caused by accidents, misuse, abuse, faulty installation and lightning damage are excluded.

We will repair or replace this product should we determine it to be defective. This is the only warranty, expressed or implied, including any warranty of merchantability or fitness for a particular purpose.

For a complete copy of the warranty, go to www.baycoproducts.com/bayco-product-support/warranties.


Retain your receipt for proof of purchase.

We hereby declare that the product identified above meets the requirements of the Directives listed below. Therefore, they qualify for free movement within markets comprising the European Union (EU), the European Economic Area (EEA). This declaration is issued under the sole responsibility of the manufacturer.

The following EU harmonized, designated standards and technical specifications have been applied and evaluated by:
These Products are fully compliant and do not contain the restricted substances above levels noted in EU and UK RoHS.

www.nightstick.com

Documents / Resources

	<p>NIGHTSTICK XPP-5454G Intrinsically Safe Multi Function Dual Light Headlamp [pdf] Instr uction Manual</p> <p>XPP-5454G, Intrinsically Safe Multi Function Dual Light Headlamp, XPP-5454G Intrinsically Saf e Multi Function Dual Light Headlamp, Safe Multi Function Dual Light Headlamp, Multi Function Dual Light Headlamp, Dual Light Headlamp, Light Headlamp, Headlamp</p>
---	---