



NIGHTSTICK XPP-5450G Intrinsically Safe Dual Function Headlamp Instruction Manual

[Home](#) » [NIGHTSTICK](#) » NIGHTSTICK XPP-5450G Intrinsically Safe Dual Function Headlamp Instruction Manual



NIGHTSTICK XPP-5450G Intrinsically Safe Dual Function Headlamp



Contents

- 1 WARNINGS – INTRINSICALLY SAFE
- 2 SPECIAL INSTRUCTIONS FOR INTRINSIC SAFETY
- 3 BATTERY INSTALLATION
- 4 OPERATION
- 5 WARRANTY
- 6 EU / UK Declaration of Conformity
- 7 CUSTOMER SUPPORT
- 8 Documents / Resources
 - 8.1 References

WARNINGS – INTRINSICALLY SAFE

- **Warning:** Use only the approved non-rechargeable batteries listed below.
- **Warning:** Do NOT attempt to use rechargeable AAA batteries with this light.
- **Warning:** To prevent ignition of a hazardous atmosphere, do not open the battery compartment in the hazardous environment. This task must ONLY be performed in an area known to be non-hazardous.
- **Warning:** When exchanging batteries, use only ENERGIZER E92 or EN92 BATTERIES.
- **Warning:** To prevent ignition of a hazardous atmosphere, the AAA batteries must only be exchanged in an area known to be non-hazardous.
- **Warning:** To reduce the risk of explosion, do not mix new non-rechargeable batteries with used non-rechargeable batteries, or mix non-rechargeable batteries from different manufacturers.
- **Warning:** Substitution of components may impair intrinsic safety.

SPECIAL INSTRUCTIONS FOR INTRINSIC SAFETY

For personal safety, always confirm the rating of any known hazardous or potentially hazardous location where the light is to be used.

BATTERY INSTALLATION

WARNING: In order to maintain the XPP-5450G's Intrinsically Safe rating, the AAA batteries certified for use with this light are the ENERGIZER E92 or EN92 BATTERIES.

- Do not attempt to use any other brand or model of AAA batteries with this light.
- Do not attempt to use any type of rechargeable AAA batteries with this light.
 - Warning: To prevent ignition of a hazardous atmosphere, do not open the battery compartment door in the hazardous environment. This task must ONLY be done in an area known to be non-hazardous.
- Loosen the locking screw located on the back of the battery compartment door. NOTE:
 - Do NOT attempt to completely remove the locking screw. Doing so is not necessary and may damage the threads. The screw simply needs to be loosened enough to allow the battery compartment door to open.
- Using 3 – AAA ENERGIZER E92 or EN92 BATTERIES (make sure that all 3 batteries are of the same model), install the batteries in the back of the light paying close attention to the markings inside the battery compartment for proper battery terminal polarity alignment.
- Close the battery compartment door.
- Tighten locking screw. CAUTION: Do NOT over-tighten. Doing so may damage the threads and impact the

light's Intrinsic Safety.

OPERATION

THE XPP-5450G HAS TWO SEPARATE LIGHTING MODES:

HIGH-BRIGHTNESS SPOTLIGHT MODE

Press the button on top of the light one time.

LOW-BRIGHTNESS SPOTLIGHT MODE

Press the button on top of the light two times. Pressing the button a third time will turn the light off.

THE XPP-5450G HAS A TILT ADJUSTMENT FEATURE:

Adjust the tilt angle of the light to illuminate the desired area.

THE XPP-5450G COMES WITH TWO HEADBANDS:

ELASTIC NON-SLIP HEADBAND

Use this headband for wearing the headlamp directly on your head or while wearing a soft hat such as a ball cap. The non-slip feature will keep the light positioned on the head even during vigorous movement.

HEAVY-DUTY RUBBER HEADBAND

Use the heavy-duty rubber headband on any hard hat. The tacky nature of the strap will keep the light attached even if the hat is dropped or used in wet conditions.

WARRANTY

LIMITED LIFETIME WARRANTY

Bayco Products, Inc. warrants this product to be free from defects in workmanship and materials for the original purchaser's lifetime. The Limited Lifetime Warranty includes the LEDs, housing and lenses. Rechargeable batteries, chargers, switches, electronics and included accessories are warranted for a period of two years with proof of purchase. Normal wear and failures which are caused by accidents, misuse, abuse, faulty installation and lightning damage are excluded.

We will repair or replace this product should we determine it to be defective. This is the only warranty, expressed or implied, including any warranty of merchantability or fitness for a particular purpose.

For a complete copy of the warranty, go to www.baycoproducts.com/bayco-productsupport/warranties. Retain your receipt for proof of purchase.

Mode deploy XPP-5450G

EU / UK Declaration of Conformity

Model(s):	XPP-5450G XPP-5452G	Declaration Number:	20140516-G
Product Type:	Portable LED Intrinsically Safe Headlamp		



Company Name:	Bayco Products Inc.
Address:	640 S. Sanden Blvd.
City, State, Postcode:	Wylie, Texas 75098 USA
Phone / Website:	001- 469-326-9400 / www.nightstick.com

EU Authorized representative:	Clever Rep AB
Address:	Box 1898 11674 Stockholm, Sweden
Email:	ar-contact@cleverrepresentative.eu

This declaration is issued under the sole responsibility of the manufacturer. The objective of the declaration described is in conformity with the relevant union harmonization legislation:

ATEX Directive (2014/34/EU)	EMC Directive (2014/30/EU)	RoHS Directive (2011/65/EU +2015/863)		LVD (2014/35/EU)
EN IEC 60079-0:2018	N/A	IEC 62321-3-1:2013	IEC 62321-7-1:2015	N/A
EN 60079-11:2012		IEC 62321-4:2013+A1:2017	IEC 62321-7-2:2017	
EN 60079-28:2015		IEC 62321-5:2013	IEC 62321-8:2017	
		IEC 62321-6:2015		

The relevant standards and technical specifications have been applied and evaluated by:

Directives:	ATEX Directive 2014/34/EU	UKSI 2016 No. 1107	Article 34 of the Industrial Safety and Health Act and Article 58-4, Paragraph 4 of the Enforcement Rule of the same Act.
Notified Body:	INTERTEK ITALIA SPA Via Guido Miglioli, 2/A 20063 Cernusco sul Naviglio (MI) Italy	INTERTEK TESTING & CERTIFICATION LTD Academy Place, 1-9 Brook Street Brentwood, Essex, CM14 5NQ United Kingdom	Korea Occupational Safety and Health Agency
Notified Body Number:	2575	0359	N/A
Certificate Number:	ITS13ATEX27854X	UKEX: ITS21UKEX0247X	22-AV4BO-0216X 22-AV4BO-0217X
Type Approval:	<p>   </p> <p> <small>22-AV4BO-0216X 22-AV4BO-0217X</small> </p>		

Name: Mark Situ
Title: Quality Director
Date: 15th July 2024



CUSTOMER SUPPORT

Bayco Products, Inc. • 640 South Sanden Blvd. • Wylie, TX 75098 • 1- [800-233-2155](tel:800-233-2155) • 1- [469-326-9400](tel:469-326-9400) • www.nightstick.com

INS-XPP-5450G-DL-24

THE XPP-5450G IS APPROVED FOR USE

Bayco Products, Inc.

XPP-5450G Wylie, TX 75098 640 S. Sanden Blvd.


INTRINSICALLY SAFE SECURITE INTRINSEQUE

ID 4003544 INTRINSICALLY SAFE SECURITE INTRINSEQUE



Intertek

CLASS I DIV 1 GRPS A-D T4
 CLASS II & III GRPS E-G T135C
 CLASS I ZONE 0 AEx ia IIC T4 Ga
 CLASS I ZONE 0 Ex ia IIC T4 Ga

 II 1 G Ex ia op is IIC T4 Ga
 Ex ia op is IIC T4 Ga

CE 2575

Intertek ITS 13 ATEX27854X
 ITS21UKEX0247X

IECEX ITS 17.0002X
-20°C ≤ Tamb ≤ +40°C
1.5V/Cell AAA Alkaline

UK
CA 0359



22-AV4BO-0216X



BPITM
BAYCO PRODUCTS, INC.

NIGHTSTICK[®]
Life Depends on Light

Documents / Resources

	<p>NIGHTSTICK XPP-5450G Intrinsically Safe Dual Function Headlamp [pdf] Instruction Manual</p> <p>XPP-5450G Intrinsically Safe Dual Function Headlamp, XPP-5450G, Intrinsically Safe Dual Function Headlamp, Safe Dual Function Headlamp, Dual Function Headlamp, Function Headlamp, Headlamp</p>
--	---

References

- [Bayco Products, Inc. \(BPI\)](#)
- [User Manual](#)

[Manuals+](#), [Privacy Policy](#)

This website is an independent publication and is neither affiliated with nor endorsed by any of the trademark owners. The "Bluetooth®" word mark and logos are registered trademarks owned by Bluetooth SIG, Inc. The "Wi-Fi®" word mark and logos are registered trademarks owned by the Wi-Fi Alliance. Any use of these marks on this website does not imply any affiliation with or endorsement.