



NIGHTSTICK XPP-5420GX Intrinsically Safe Flashlight Instruction Manual

[Home](#) » [NIGHTSTICK](#) » NIGHTSTICK XPP-5420GX Intrinsically Safe Flashlight Instruction Manual 



Instruction Manual
XPP-5420GX & XPP-5420GXA



THE XPP-5420GX/GXA IS APPROVED FOR USE



Bayco Products, Inc. XPP-5420GX

640 S. Sanden Blvd.

Wylie, TX 75098

 <p>Intertek ID 4003544 INTRINSICALLY SAFE SECURITE INTRINSEQUE</p>		<p>CLASS I DIV 1 GRPS A-D T3 CLASS II & III DIV 1 GRPS E-G T1 35C CLASS I ZONE 0 IIC T3 CLASS II ZONE 20 IIIC T135C -20°C ≤ Tamb ≤ +40°C 1.5V/Cell AA Alkaline</p>
---------------------------------------------------------------------------------------------------------------------------------------------------------------------	-----------------------------------------------------------------------------------	------------------------------------------------------------------------------------------------------------------------------------------------------------------------------------------------

 <p>Intertek</p>	<p>ID 4003544 INTRINSICALLY SAFE SECURITE INTRINSEQUE</p>	
-----------------------------------------------------------------------------------------------------------	-------------------------------------------------------------------	--------------------------------------------------------------------------------------

	<p>CLASS I DIV 1 GRPS A-D T3 CLASS II & III DIV 1 GRPS E-G T135C CLASS I ZONE 0 AEx ia IIC T3 Ga CLASS I ZONE 0 Ex ia IIC T3 Ga I M 1 Ex ia op is I Ma II 1 G Ex ia op is IIC T3 Ga</p>	<p>Ex ia op is I Ma Ex ia op is IIC T3 Ga Intertek ITS 13 ATEX27837X IECEX ITS 16.0067X UK: ITS21UKEX0264X -20°C ≤ Tamb ≤ +40°C 1.5V/Cell AA Alkaline</p>
 <p>21-AV4BO-0137X</p>	<p>Conforms to: ANSI/UL STD 913, ANSI/UL 60079-0, ANSI/UL 60079-11 ANSI/ISA 60079-26</p>	<p>Certified to: CAN/CSA STD C22.2 No 157 CAN/CSA STD C22.2 No 60079-0 CAN/CSA STD C22.2 No 60079-11 CSA STD C22.2 No 25</p>

Contents

- [1 WARNINGS – INTRINSICALLY SAFE](#)
- [2 SPECIAL INSTRUCTIONS FOR INTRINSIC SAFETY](#)
- [3 BATTERY INSTALLATION](#)
- [4 OPERATION](#)
- [5 WARRANTY](#)
- [6 Documents / Resources](#)
 - [6.1 References](#)
- [7 Related Posts](#)

WARNINGS – INTRINSICALLY SAFE

- Warning: Use only the approved non-rechargeable batteries listed below.
- Warning: Do NOT attempt to use rechargeable AA batteries with this light.
- Warning: To prevent ignition of a hazardous atmosphere, do not open the lens bezel in the hazardous environment. This task must ONLY be performed in an area known to be non-hazardous.
- Warning: When exchanging batteries, use only Duracell PC1500 or Energizer EN91 batteries.
- Warning: To prevent ignition of a hazardous atmosphere, the AA batteries must only be exchanged in an area known to be non-hazardous.
- Warning: To reduce the risk of explosion, do not mix new non-rechargeable batteries with used non-rechargeable batteries or mix non-rechargeable batteries from different manufacturers.
- Warning: Substitution of components may impair intrinsic safety.

SPECIAL INSTRUCTIONS FOR INTRINSIC SAFETY

For personal safety, always confirm the rating of any known hazardous or potentially hazardous location where the light is to be used.

BATTERY INSTALLATION

WARNING: In order to maintain the Intrinsically Safe rating, the only AA batteries certified for use with this light are the Duracell PC1500 or Energizer EN91 batteries.

- Do not attempt to use any other brand or model of AA batteries with this light.
- Do not attempt to use any type of rechargeable AA batteries with this light.

Warning: To prevent ignition of a hazardous atmosphere, do not remove the lens bezel or the reflector / battery carrier in the hazardous environment. This task must ONLY be done in an area known to be non-hazardous.

- Loosen the locking screw located on the side of the lens cap.

NOTE: Do NOT attempt to completely remove the locking screw. Doing so is not necessary and may damage the threads. The screw simply needs to be loosened enough to allow the lens bezel to unscrew.

- Unscrew the lens bezel from the housing in a counterclockwise direction.
- Turn the light upside down and carefully shake the light in order to remove the reflector / battery carrier. Allow

the reflector / battery carrier to slide into your hand.

WARNING: Do NOT touch the reflector surface with your finger. Doing so may damage the reflector surface.

- Using 3 – AA Duracell PC1500 or Energizer EN91 batteries (make sure that all 3 batteries are of the same model), install the batteries in the carrier paying close attention to the markings on the battery carrier for proper battery terminal polarity alignment.
- Align the reflector / battery carrier so that the switches on the carrier are aligned with the switches on the housing. Carefully insert the reflector / battery carrier back into the flashlight housing until it is fully seated in the housing.

WARNING: Be careful to not touch the reflector surface with your finger. Doing so may damage the reflector surface.

- Replace the lens bezel by screwing it onto the housing in a clockwise direction.
- Tighten the locking screw.

CAUTION: Do NOT over-tighten. Doing so may damage the threads and impact the light's Intrinsic Safety.

OPERATION

THE XPP-5420GX/GXA HAS TWO SEPARATE LIGHTING MODES:

MOMENTARY FLASHLIGHT MODE

Lightly press the body switch for momentary operation. Release the switch to turn the light off.

CONSTANT-ON FLASHLIGHT MODE

Press the body switch until it clicks and then releases for constant-on mode. Press and release the body switch again to turn the light off.

WARRANTY

LIMITED LIFETIME WARRANTY

Bayco Products, Inc. warrants this product to be free from defects in workmanship and materials for the original purchaser's lifetime. The Limited Lifetime Warranty includes LEDs, housing, and lenses. Rechargeable batteries, chargers, switches, electronics, and included accessories are warranted for a period of two years with proof of purchase. Normal wear and failures which are caused by accidents, misuse, abuse, faulty installation, and lightning damage are excluded.

We will repair or replace this product should we determine it to be defective. This is the only warranty, expressed or implied, including any warranty of merchantability or fitness for a particular purpose.

For a complete copy of the warranty, go to www.baycoproducts.com/bayco-productsupport/warranties.

Retain your receipt for proof of purchase.





EU / UK Declaration of Conformity

Model(s):	XPP-5420BA / GA / GXA XPP-5422BA / GA / GXA XPP-5422GMA / GMXA	Declaration Number
Product Type:	Portable Flashlight	

Company Name:	Bayco Products Inc.
Address:	640 S. Sanden Blvd.
City, State, Postcode:	Wylie, Texas 75098 USA
Phone / Website:	001-469-326-9400 / www.nightstick.com

We hereby declare that the product identified above meets the requirements of the Directives listed below. Therefore, they qualify for free movement within markets comprising the European Union (EU), the European Economic Area (EEA), and the United Kingdom (UK). This declaration is issued under the sole responsibility of the manufacturer.

The following EU harmonized, UK designated standards and technical specifications have been applied and evaluated by:

Directives:	ATEX Directive 2014/34/EU	UK 2016 No. 1107	Article 34 of the Industrial Safety and Health Act and Article 58-4, Paragraph 4 of the Enforcement Rule of the same Act.
Notified Body:	INTERTEK ITALIA SPA Via Guido Miglioli, 2/A 20063 Cernusco sul Naviglio (MI) Italy	INTERTEK TESTING & CERTIFICATION LTD Academy Place, 1-9 Brook-St. Brentwood, Essex, CM14 5NQ United Kingdom	Korea Occupational Safety and Health Agency
Notified Body Number:	2575	359	N/A
Certificate Number:	ITS13ATEX27837X	ITS21UKEX0264X	21-AV4BO-0137X
Standards:	EN 60079-0: 2018		IEC 60079-0: 2018
	EN 60079-11: 2012 (ia)		IEC 60079-11: 2012
	EN 60079-26: 2015		IEC 60079-26: 2015
	EN 50303: 2000		
Type Approval:			For 5420GXA / 5422GXA / 5422GMXA 

These Products are fully compliant and do not contain the restricted substances above levels noted in EU and UK RoHS.


Name: Mark Situ
Title: Quality Director
Date: 6th
August 2021





Bayco Products, Inc.
• 640 South Sanden Blvd.
• Wylie, TX 75098 • USA
• 1-800-233-2155
• 1-469-326-9400
• www.nightstick.com
INS-XPR-5562-DL-21



Documents / Resources

	<p>NIGHTSTICK XPP-5420GX Intrinsically Safe Flashlight [pdf] Instruction Manual XPP-5420GX, XPP-5420GXA, XPP-5420GX Intrinsically Safe Flashlight, Intrinsically Safe Flashlight</p>
-----------------------------------------------------------------------------------	----------------------------------------------------------------------------------------------------------------------------------------------------------------------------------------------------------

References

-  [Bayco Products, Inc.](#)
-  [Nightstick Professional Lighting Products](#)