

NightSearcher NSHTZOOM1100RX Rechargeable Spot to Flood Zoom Head Torch



NightSearcher NSHTZOOM1100RX Rechargeable Spot to Flood Zoom Head Torch Instructions

[Home](#) » [NightSearcher](#) » NightSearcher NSHTZOOM1100RX Rechargeable Spot to Flood Zoom Head Torch Instructions 

Contents

- [1 NightSearcher NSHTZOOM1100RX Rechargeable Spot to Flood Zoom Head Torch](#)
- [2 Product Information](#)
- [3 Product Usage Instructions](#)
- [4 Frequently Asked Questions](#)
- [5 FEATURES](#)
- [6 SPECIFICATION](#)
- [7 Optional Accessories](#)
- [8 Documents / Resources](#)
 - [8.1 References](#)



NightSearcher NSHTZOOM1100RX Rechargeable Spot to Flood Zoom Head Torch



Product Information

Specifications:

- Product Name: Zoom 1100RX
- Type: Rechargeable Spot to Flood Zoom Head Torch
- Additional Features: Red Rear Warning Lights for safety
- Code: NSHTZOOM1100RX
- Lumens: 1100
- Beam Distance: Up to 300m
- Runtime: 2.5 to 42 hours
- Lighting Modes: Boost, High, Medium, Low, Flashing Rear Red + Flashing
- Battery Type: 3.8V 2850mAh, 109Wh Lithium battery pack or 4 x AA Alkaline batteries
- Charging Time: 3.5 hours
- Water Resistance Rating: IP66
- Impact Resistance Rating: IK08
- Dimensions: 61 x 70 x 63mm
- Weight: 292g

Product Usage Instructions

Powering the Head Torch:

The Zoom 1100RX head torch can be powered using either the supplied lithium battery pack or 4 x AA Alkaline batteries.

Using the Lithium Battery Pack:

1. Ensure the battery pack is fully charged by connecting the supplied USB charging cable to the head torch and a USB power source. The charging indicator will show the progress.
2. Once fully charged, insert the lithium battery pack into the designated battery compartment on the head torch.
3. To turn on the head torch, press the power button located on the side of the torch. Press the button again to cycle through the different lighting modes (Boost, High, Medium, Low, Flashing Rear Red + Flashing).
4. To adjust the zoom level, slide the zoom head forward or backward.

Using AA Alkaline Batteries:

1. Open the battery compartment on the head torch by sliding the cover in the direction indicated.
2. Insert 4 x AA Alkaline batteries into the compartment, ensuring correct polarity.
3. Close the battery compartment securely.
4. To turn on the head torch, press the power button located on the side of the torch. Press the button again to cycle through the different lighting modes (Boost, High, Medium, Low, Flashing Rear Red + Flashing).
5. To adjust the zoom level, slide the zoom head forward or backward.

Additional Accessories:

The Zoom 1100RX head torch can be used with optional accessories for added convenience:

- Helmet Clips (SPPCLIPS): Attach the head torch to a helmet for hands-free use.
- AC Adaptor UK or EU (CH-USB-UK/EU): Use these adaptors to charge the head torch using a wall socket.
- 12/24V Vehicle Charger (CHIC3.7-LI-ION): Charge the head torch in a vehicle using this charger.

Frequently Asked Questions

Q: How long does it take to charge the lithium battery pack?

A: The lithium battery pack takes approximately 3.5 hours to fully charge.

Q: Can I use the head torch while it is being charged?

A: No, it is not recommended to use the head torch while it is being charged. It is best to wait until the charging process is complete.

Q: What is the water resistance rating of the head torch?





A: The Zoom 1100RX has an IP66 water resistance rating, making it suitable for use in wet conditions.

Rechargeable Spot to Flood Zoom Head Torch with Red Rear Warning Lights.









Red rear warning light for your safety



FEATURES

 1100lm	• Wide Flood beam + Long distance Spot beam
 300m Beam	• Multiple light modes
 2.5 to 42hrs	• Rear red warning lights
 IP66	• Charging indicator
	• Adjustable non slip head straps
	• Removable battery pack with charging indicator
	• 90° Beam Angle Adjustment

SPECIFICATION

	1100 Lumens
	Up to 300m beam
	2.5 to 42hrs runtime
MODE	Boost High Medium Low Flashing Rear Red + Flashing
	3.8V 2850mAh, 109Wh or 4 x AA Alkaline batteries
	3.5hrs charging time
	IP66 IK08
	61 x 70 x 63mm
	292g
CODE	NSHTZOOM1100RX

Supplied with USB Charging cable and lithium battery

Optional Accessories

- Helmet clips: SPPCLIPS
- AC Adaptor UK or EU: CH-USB-UK/EU
- 12/24V Vehicle charger: CHIC3.7-LI-ION

Hybrid Head Torch

Can be used with the (supplied) Lithium battery pack or 4 x AA Alkaline batteries




OR





Documents / Resources

	<p>NightSearcher NSHTZOOM1100RX Rechargeable Spot to Flood Zoom Head Torch [pdf] Instructions</p> <p>NSHTZOOM1100RX Rechargeable Spot to Flood Zoom Head Torch, NSHTZOOM1100RX, Rechargeable Spot to Flood Zoom Head Torch, Spot to Flood Zoom Head Torch, Flood Zoom Head Torch, Zoom Head Torch, Head Torch</p>
---	---

References

- [User Manual](#)

[Manuals+](#), [Privacy Policy](#)

This website is an independent publication and is neither affiliated with nor endorsed by any of the trademark owners. The "Bluetooth®" word mark and logos are registered trademarks owned by Bluetooth SIG, Inc. The "Wi-Fi®" word mark and logos are registered trademarks owned by the Wi-Fi Alliance. Any use of these marks on this website does not imply any affiliation with or endorsement.