



Nighthawk MK73 Mesh WiFi 6 System User Manual

[Home](#) » [NIGHTHAWK](#) » Nighthawk MK73 Mesh WiFi 6 System User Manual 



MK73 Mesh WiFi 6 System User Manual

Contents

- [1 MK73 Mesh WiFi 6 System](#)
- [2 ContentsOverview](#)
- [3 Troubleshooting](#)
- [4 Regulatory and Legal](#)
- [5 Documents / Resources](#)
 - [5.1 References](#)
- [6 Related Posts](#)

MK73 Mesh WiFi 6 System

- 1 Download the Nighthawk app to install your mesh system



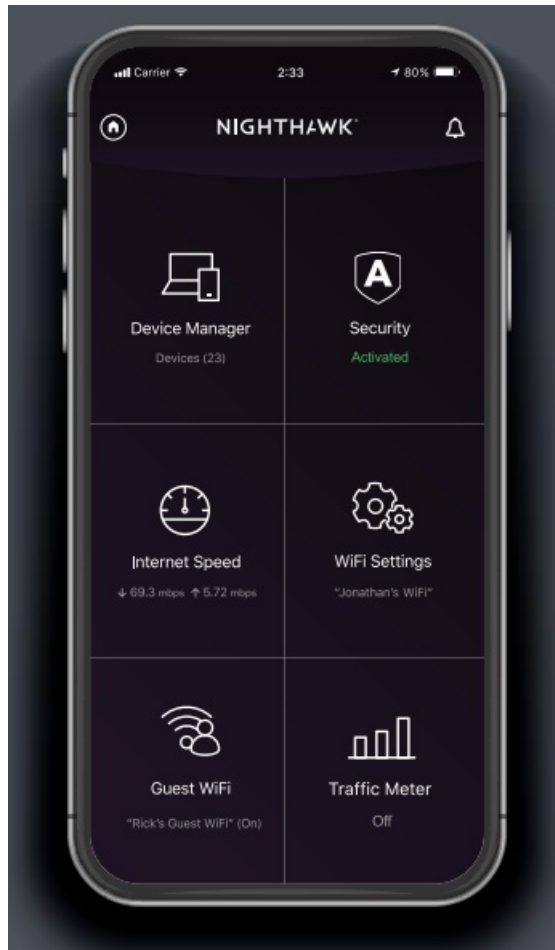
On your mobile phone, download the Nighthawk app and follow the setup instructions.

2 Secure your devices with NETGEAR Armor



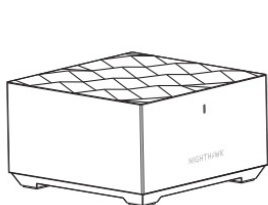
Tap the Security icon in your Nighthawk app to verify that NETGEAR Armor™ is activated. Your Nighthawk comes with NETGEAR Armor cybersecurity. Armor blocks online threats like hackers and phishing attempts on your devices.

3 Do more with the app

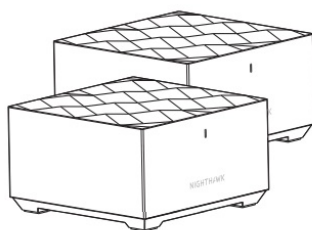


Check out everything you can do on the Nighthawk app! Run a speed test, pause the Internet, see all the connected devices, and more.

Contents



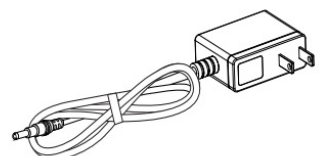
Router



Satellite x 2

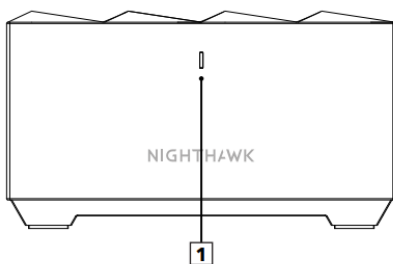


Ethernet Cable

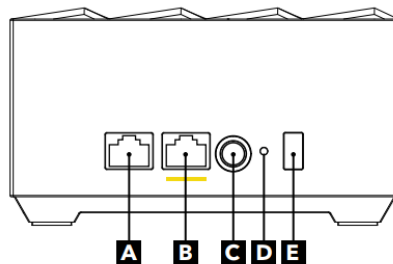


Power Adapter x 3
(varies by region)

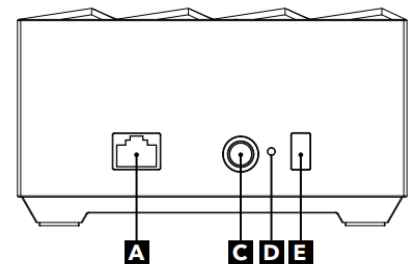
Overview



Router or Satellite



Router



Satellite

- 1 . LED
- A .Ethernet Port
- B. Internet Port
- C .Power Connector

- D. Reset Button
- E .Sync Button

Troubleshooting

If you're having problems with the installation, try the following:

- Turn off your modem and router and disconnect them. Reboot your modem. Reconnect your router to your modem, and try installing with the Nighthawk app again.
- If you're still unable to install your router using the Nighthawk app, manually install it using the router web interface.

Visit <http://www.routerlogin.net> to access the router web interface.

For more information, visit netgear.com/meshhelp.

Support and Community

Visit netgear.com/support to get your questions answered and access the latest downloads. You can also check out our NETGEAR Community for helpful advice at community.netgear.com.

Regulatory and Legal

(If this product is sold in Canada, you can access this document in Canadian French at <https://www.netgear.com/support/download/>.)

For regulatory compliance information including the EU Declaration of Conformity, visit <https://www.netgear.com/about/regulatory/>.

See the regulatory compliance document before connecting the power supply.

For NETGEAR's Privacy Policy, visit <https://www.netgear.com/about/privacy-policy>.

By using this device, you are agreeing to NETGEAR's Terms and Conditions at <https://www.netgear.com/about/terms-and-conditions>. If you do not agree, return the device to your place of purchase within your return period.

Federal Communication Commission Interference Statement

This device complies with Part 15 of the FCC Rules. Operation is subject to the following two conditions: (1) This device may not cause harmful interference, and (2) this device must accept any interference received, including interference that may cause undesired operation.

This equipment has been tested and found to comply with the limits for a Class B digital device, pursuant to Part 15 of the FCC Rules. These limits are designed to provide reasonable protection against harmful interference in a residential installation. This equipment generates, uses and can radiate radio frequency energy and, if not installed and used in accordance with the instructions, may cause harmful interference to radio communications. However, there is no guarantee that interference will not occur in a particular installation. If this equipment does cause harmful interference to radio or television reception, which can be determined by turning the equipment off and on, the user is encouraged to try to correct the interference by one of the following measures:

- Reorient or relocate the receiving antenna.
- Increase the separation between the equipment and receiver.
- Connect the equipment into an outlet on a circuit different from that to which the receiver is connected.
- Consult the dealer or an experienced radio/TV technician for help.

FCC Caution: Any changes or modifications not expressly approved by the party responsible for compliance could void the user's authority to operate this equipment.

This transmitter must not be co-located or operating in conjunction with any other antenna or transmitter.

For operation within 5.15 ~ 5.25GHz / 5.47 ~5.725GHz frequency range, it is restricted to indoor environment.

This device meets all the other requirements specified in Part 15E, Section 15.407 of the FCC Rules.

Radiation Exposure Statement: This equipment complies with FCC radiation exposure limits set forth for an uncontrolled environment. This equipment should be installed and operated with minimum distance 22cm

between the radiator & your body.

Documents / Resources



[Nighthawk MK73 Mesh WiFi 6 System](#) [pdf] User Manual
MK73 Mesh WiFi 6 System, Mesh WiFi 6 System, WiFi 6 System, 6 System

References

- [N English - NETGEAR Communities](#)
- [N I'm having trouble installing my Netgear Mesh WiFi 6 System; what do I do? | Answer | NETGEAR Support](#)
- [N NETGEAR Support | NETGEAR](#)
- [N Router Login & Setup | NETGEAR](#)
- [N NETGEAR Privacy Policy | NETGEAR](#)
- [N Regulatory | NETGEAR](#)
- [N NETGEAR Terms and Conditions | NETGEAR](#)
- [N Download Center | Downloads and Documentation | NETGEAR](#)