



Contents [[hide](#)]

[1 NICOR PRCP2EBADAPT1WH Adapter for Prime Chime Plus](#)

[2 Specifications](#)

[3 What's In The Box](#)

[4 Installation](#)

[5 Mounting](#)

[6 FAQs](#)

[7 Documents / Resources](#)

[7.1 References](#)



NICOR PRCP2EBADAPT1WH Adapter for Prime Chime Plus



Specifications

- **Product Name:** ecobee Adapter for Prime Chime Plus
- **Model:** PRCP2EBADAPT1WH
- **Manufacturer:** NICOR, Inc.
- **Required Junction Box:** Low voltage side of a dual voltage box (CARLON Model#SC200DV or equivalent, not provided)

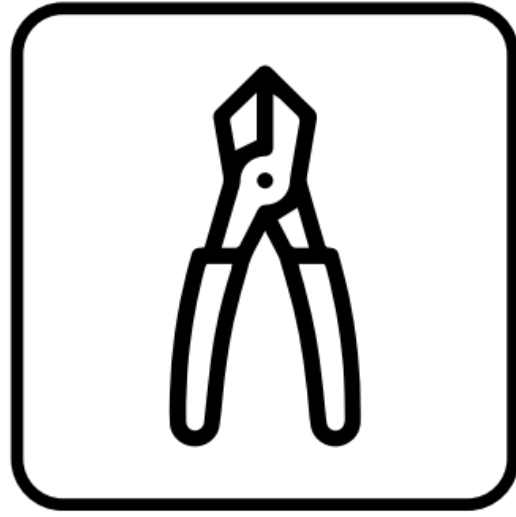

What's In The Box

- One (1) ecobee Adapter



Tools Needed

The ecobee Adapter requires very few tools for installation. A screwdriver and a pair of wire cutters will be required to install the adapter.

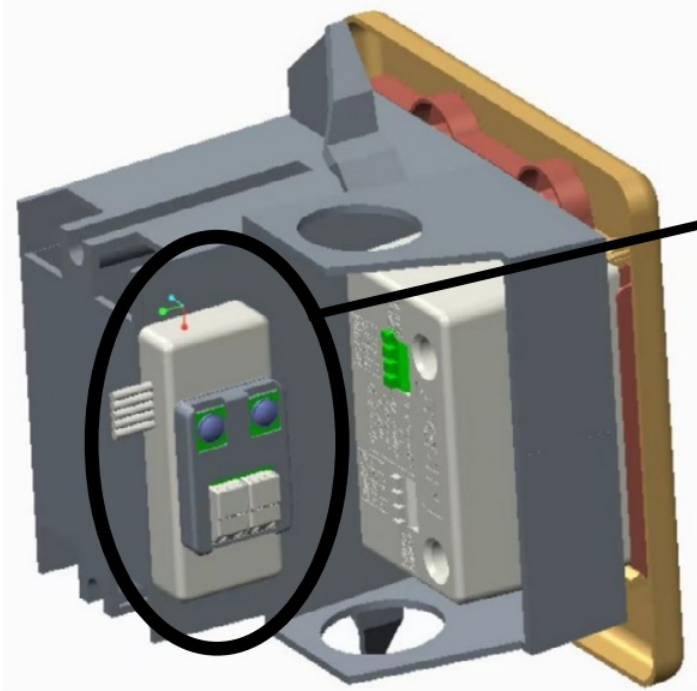


Junction Box

The adapter is required to be installed on the low-voltage side of a dual-voltage box (CARLON Model#SC200DV or equivalent, not provided)

Installation

Preparation



- Shut off the power to the desired circuit before any work. Identify and prepare the location for installation.
- Carefully unpack the fixture from its packaging and inspect the product for defects due to shipping.
- If installed, remove the PRCP2/A from its junction box. If not yet installed, move to Step 2.

Mounting

- Mount the ecobee unit to the side wall of the low-voltage section of the junction box using double-sided tape.
- Mount the NICOR adapter to the ecobee unit using double-sided tape.

Wiring

- Connect the PRCP2/A, ecobee unit, and NICOR adapter per the wiring diagram.

FAQs


Q: What tools are required for installing the ecobee Adapter?

A: You will need a screwdriver and a pair of wire cutters for installation.

Q: Where should the ecobee Adapter be installed?


A: The adapter should be installed on the low-voltage side of a dual-voltage box, such as CARLON Model#SC200DV or equivalent.

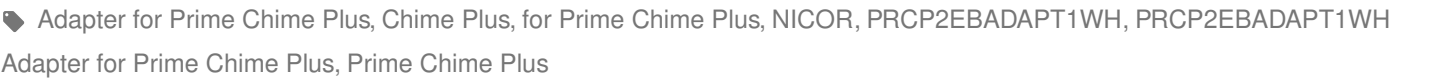
Documents / Resources

	<p>NICOR PRCP2EBADAPT1WH Adapter for Prime Chime Plus [pdf] Install ation Guide</p> <p>PRCP2EBADAPT1WH, PRCP2EBADAPT1WH Adapter for Prime Chime Plus, PRCP2EBADAPT1WH, Adapter for Prime Chime Plus, for Prime Ch ime Plus, Prime Chime Plus, Chime Plus</p>
---	--

References

- [User Manual](#)

 NICOR



Leave a comment

Your email address will not be published. Required fields are marked *

Comment *

Name

Email

Website

☐ Save my name, email, and website in this browser for the next time I comment.

Post Comment

Search:

e.g. whirlpool wrf535swhz

Search

[Manuals+](#) | [Upload](#) | [Deep Search](#) | [Privacy Policy](#) | [@manuals.plus](#) | [YouTube](#)

This website is an independent publication and is neither affiliated with nor endorsed by any of the trademark owners. The "Bluetooth®" word mark and logos are registered trademarks owned by Bluetooth SIG, Inc. The "Wi-Fi®" word mark and logos are registered trademarks owned by the Wi-Fi Alliance. Any use of these marks on this website does not imply any affiliation with or endorsement.