



NICOLAUDIE ARCHITECTURAL SLESA-U10 Easy Stand Alone USB and WiFi DMX Controller User Manual

[Home](#) » [NICOLAUDIE ARCHITECTURAL](#) » NICOLAUDIE ARCHITECTURAL SLESA-U10 Easy Stand Alone USB and WiFi DMX Controller User Manual 



SLESA-U10
Easy Stand Alone USB & WiFi – DMX controller



Contents

- [1 Overview](#)
- [2 Key Features](#)
- [3 Technical Data](#)
- [4 CONNECTIVITY](#)
- [5 Setting up the Controller](#)
- [6 Troubleshooting](#)
- [7 Documents / Resources](#)
 - [7.1 References](#)
- [8 Related Posts](#)

Overview

The Stand Alone DMX controller can be used to control a wide variety of different DMX systems, from RGB/RGBW to more advanced moving and color mixing luminaires. The controller comes with 512 DMX channels (upgradable to 1024) and a variety of features including iPhone/iPad/Android remote control, WiFi facilities, dry contact port triggering and flash memory.

The lighting levels, colors and effects can be programmed from a PC, Mac, Android, iPad or iPhone using the included software.

<http://www.nicolaudie.com/slesa-u10.htm>

Key Features

- DMX Stand Alone controller
- USB & WiFi connectivity for programming/control

- 512 DMX channels, upgradable to 1024
- Stand Alone mode with 99 scenes
- 100KB flash memory for storing stand alone programs
- 8 dry contact trigger ports via HE10 connector
- Wifi network communication. Control lighting remotely
- OEM customization
- Windows/Mac software to set dynamic colors/effects
- iPhone/iPad/Android remote and programming apps
- SUT Technology allows the device to be used with other Nicolaudie Group software via an online upgrade

Note: feature compatibility depends on which application is being used with the controller and which SUT add-ons have been purchased

Technical Data


Input Power	5-5.5V DC 0.6A
Output Protocol	DMX512 (x2)
Programmability	PC, Mac, Tablet, Smartphone
Available Colors	Orange
Connections	USB-C, 2x XLR3, 2x HE10
Memory	100KB flash
Environment	IP20. 0°C – 50°C
Buttons	2 buttons to change scene 1 button to change dimmer
Dimensions Complete Package	79x92x43mm 120g 140x135x50mm 340g
OS Requirements	Mac OS X 10.13 + Windows 10/11
Standards	Low voltage, EMC, and RoHS

Optional Accessories

POWER1_EU/UK/US 5V ACDC power supply with EU/UK/US plug

CONNECTIVITY

Live use with a computer



Stand Alone or live use with a smartphone/tablet



External HE10

GND	P6	P4	P2	
P8	P7	P5	P3	P1

P1 PORT 1
P2 PORT 2
P3 PORT 3
P4 PORT 4
P5 PORT 5



P6 PORT 6
P7 PORT 7
P8 PORT 8
GND Ground

Internal HE10

2	4	6	8	10
1	3	5	7	9

1 Ground
2 Dimmer
3 DMX1+
4 PREVIOUS
5 DMX1-

6 NEXT
7 Zone
8 LED DMX
9 VUSB
10 LED USB



Setting up the Controller

Network Control

The controller can be connected directly from a computer/ smartphone/tablet (Access Point Mode), or it can be connected to an existing local network (Client Mode). The controller will work in Access Point (AP) Mode by default. See Programming the Controller for further information

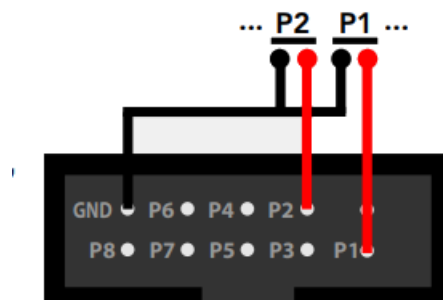
- In AP Mode, the default network name is Smart DMX Interface XXXXXX where X is the serial number. For serial numbers above 179000 the default password is smartdmx0000 For serial numbers below 179001 the default password is 00000000.
- In Client Mode, the controller is set, by default, to get an IP address from the router via DHCP. If the network is not working with DHCP, a manual IP address and subnet mask can be set. If the network has a firewall enabled, allow port 2430

Upgrades

The controller can be upgraded at store.dmxsoft.com. Hardware features may be unlocked and software upgrades may be purchased without the need to return the controller.

Dry Contact Port Triggering

Scenes can be started using the input ports (contact closure). To activate a port, a contact of at least 1/25 second must be made between the ports (1...8) and the ground (GND) using the external HE10 connector. To respond, scenes must be assigned to a port 1-8 in the programming software before writing to the dmx interface. Refer to software manual. **Note:** Scenes will not stop or pause when connection is released. Connector: IDC Connector, Female, 2.54 mm, 2 Row, 10 Contacts, 0918 510 6813
Cable: Ribbon cable. 191-2801-110



iPhone/iPad/Android Remote Control

Arcolis Remote Remote controller app for Wireless LAN.

Control scene selection, dimmer and scene reset. The app will find all compatible devices on a network.

Arcolis Remote Pro Create an entirely customized remote controller for your tablet or smartphone. Arcolis Remote Pro is a powerful and intuitive app allowing you to easily add buttons, faders, color wheels and more. The app will find all compatible devices on a network.

Note: * Color wheel and color selection remote control functions are not supported with this model of controller.

www.nicolaudie.com/arcolis

Light Rider

The SLESA-U10 can be upgraded to work with Light Rider by purchasing a SUT licence @ store.dmxsoft.com

Push your light show to the next level with the new DJ app for Android and iPad. Light Rider lets you control your DMX lights without needing to program anything: www.lightrider.com

UDP Triggering

The controller can be connected to an existing automation system over a network and triggered via UDP packets on port 2430. Refer to the remote protocol document for more information.

Programming the Controller

The controller can be programmed from a PC, Mac, Tablet or Smartphone using the software available on our

website. Refer to the corresponding software manual for more information. The firmware can be updated using the Hardware Manager which is included with the programming software and also available on the App Store.

ESA2 Software (Windows/Mac)

<http://www.nicolaudie.com/esa2.htm>

ESA Pro 2 (Windows/Mac)

<https://www.nicolaudie.com/esapro2.htm>

Arcolis Designer (Android/iPhone)

<https://www.nicolaudie.com/arcolis-designer>

Hardware Manager (Windows/Mac/iPhone/iPad) – Firmware, settings ...

<https://eu-tools.n-g.co/Release/HardwareManager.exe>

<https://eu-tools.n-g.co/Release/HardwareManager.dmg>

iPhone/iPad/Android version can be found by searching for 'Hardware Tools' on the app stores.

Service

Serviceable parts include:

- DMX Chips – used to drive the DMX (see page 2.)

Troubleshooting

'88' is showing on the display

The controller is in bootloader mode. This is a special 'startup mode' which is run before the main firmware loads. Try re-writing the firmware with the latest hardware manager

'EA' is displayed

There is no standalone show on the device. Try writing a show to it.

The controller is not detected by the computer

- Be sure that the latest software version is installed from our website
- Connect by USB and open the Hardware Manager (found in the software directory). If it is detected here, try to update the firmware. If it is not detected, try the method below.
- Bootloader Mode

Sometimes the firmware update may fail and the device may not be recognized by the computer. Starting the controller in 'Bootloader' mode forces the controller to start at a lower level and in some cases allows the controller to be detected and the firmware to be written. To force a firmware update in Bootloader Mode :

1. Power off your interface
2. Start HardwareManager on your computer
3. Press and hold the dimmer button (marked 'PB_ZONE' on PCB) and connect the USB cable at the same time. If successful, your interface will appear in HardwareManager with the suffix _BL.
4. Update your firmware

'LI' is showing on the display


This stands for 'LIVE' mode and means that the controller is connected and running live with a computer, tablet or smartphone.

The lights are not responding

- Check the DMX +, – and GND are connected correctly
- Check that the driver or lighting fixture is in DMX mode
- Be sure that the DMX address has been set correctly
- Check there are no more than 32 devices in the chain
- Check that the red DMX LED is flickering. There's one by each XLR
- Connect with the computer and open Hardware Manager (found in the software directory). Open the DMX Input/Output tab and move the faders. If your fixtures respond here, it is possibly a problem with the show file

What do the LED's on the controller signify?





- Blue :
ON : Connected but no data transmission
Flickering : WiFi activity
OFF : no WiFi connection
- Yellow : The device is receiving power
- Red : Flickering indicates DMX activity
- Green : USB activity

	Easy Stand Alone USB-DMX Interface		SLESA-U10	Page 4
	Technical datasheet e 10 May 2023	Revision dat	www.nicolaudie.com	V 1.9

© Nicolaudie Group 1989-2023. All rights reserved. We reserve the right without notice to amend the technical information and specifications.

Documents / Resources

 <p>SLESA-U10 Easy Stand Alone USB and WiFi DMX Controller</p> <p>NICOLAUDIE ARCHITECTURAL</p> <p>SLESA-U10 Easy Stand Alone USB and WiFi DMX Controller</p> <p>USER MANUAL</p> <p>1. INTRODUCTION</p> <p>2. INSTALLATION</p> <p>3. OPERATION</p> <p>4. TROUBLESHOOTING</p> <p>5. APPENDIX</p> <p>6. CONTACT</p> <p>7. INDEX</p> <p>8. LEGAL</p> <p>9. NOTES</p> <p>10. REVISION HISTORY</p> <p>11. WARRANTY</p> <p>12. CONTACT</p> <p>13. INDEX</p> <p>14. LEGAL</p> <p>15. NOTES</p> <p>16. REVISION HISTORY</p> <p>17. WARRANTY</p> <p>18. CONTACT</p> <p>19. INDEX</p> <p>20. LEGAL</p> <p>21. NOTES</p> <p>22. REVISION HISTORY</p> <p>23. WARRANTY</p> <p>24. CONTACT</p> <p>25. INDEX</p> <p>26. LEGAL</p> <p>27. NOTES</p> <p>28. REVISION HISTORY</p> <p>29. WARRANTY</p> <p>30. CONTACT</p> <p>31. INDEX</p> <p>32. LEGAL</p> <p>33. NOTES</p> <p>34. REVISION HISTORY</p> <p>35. WARRANTY</p> <p>36. CONTACT</p> <p>37. INDEX</p> <p>38. LEGAL</p> <p>39. NOTES</p> <p>40. REVISION HISTORY</p> <p>41. WARRANTY</p> <p>42. CONTACT</p> <p>43. INDEX</p> <p>44. LEGAL</p> <p>45. NOTES</p> <p>46. REVISION HISTORY</p> <p>47. WARRANTY</p> <p>48. CONTACT</p> <p>49. INDEX</p> <p>50. LEGAL</p> <p>51. NOTES</p> <p>52. REVISION HISTORY</p> <p>53. WARRANTY</p> <p>54. CONTACT</p> <p>55. INDEX</p> <p>56. LEGAL</p> <p>57. NOTES</p> <p>58. REVISION HISTORY</p> <p>59. WARRANTY</p> <p>60. CONTACT</p> <p>61. INDEX</p> <p>62. LEGAL</p> <p>63. NOTES</p> <p>64. REVISION HISTORY</p> <p>65. WARRANTY</p> <p>66. CONTACT</p> <p>67. INDEX</p> <p>68. LEGAL</p> <p>69. NOTES</p> <p>70. REVISION HISTORY</p> <p>71. WARRANTY</p> <p>72. CONTACT</p> <p>73. INDEX</p> <p>74. LEGAL</p> <p>75. NOTES</p> <p>76. REVISION HISTORY</p> <p>77. WARRANTY</p> <p>78. CONTACT</p> <p>79. INDEX</p> <p>80. LEGAL</p> <p>81. NOTES</p> <p>82. REVISION HISTORY</p> <p>83. WARRANTY</p> <p>84. CONTACT</p> <p>85. INDEX</p> <p>86. LEGAL</p> <p>87. NOTES</p> <p>88. REVISION HISTORY</p> <p>89. WARRANTY</p> <p>90. CONTACT</p> <p>91. INDEX</p> <p>92. LEGAL</p> <p>93. NOTES</p> <p>94. REVISION HISTORY</p> <p>95. WARRANTY</p> <p>96. CONTACT</p> <p>97. INDEX</p> <p>98. LEGAL</p> <p>99. NOTES</p> <p>100. REVISION HISTORY</p> <p>101. WARRANTY</p> <p>102. CONTACT</p> <p>103. INDEX</p> <p>104. LEGAL</p> <p>105. NOTES</p> <p>106. REVISION HISTORY</p> <p>107. WARRANTY</p> <p>108. CONTACT</p> <p>109. INDEX</p> <p>110. LEGAL</p> <p>111. NOTES</p> <p>112. REVISION HISTORY</p> <p>113. WARRANTY</p> <p>114. CONTACT</p> <p>115. INDEX</p> <p>116. LEGAL</p> <p>117. NOTES</p> <p>118. REVISION HISTORY</p> <p>119. WARRANTY</p> <p>120. CONTACT</p> <p>121. INDEX</p> <p>122. LEGAL</p> <p>123. NOTES</p> <p>124. REVISION HISTORY</p> <p>125. WARRANTY</p> <p>126. CONTACT</p> <p>127. INDEX</p> <p>128. LEGAL</p> <p>129. NOTES</p> <p>130. REVISION HISTORY</p> <p>131. WARRANTY</p> <p>132. CONTACT</p> <p>133. INDEX</p> <p>134. LEGAL</p> <p>135. NOTES</p> <p>136. REVISION HISTORY</p> <p>137. WARRANTY</p> <p>138. CONTACT</p> <p>139. INDEX</p> <p>140. LEGAL</p> <p>141. NOTES</p> <p>142. REVISION HISTORY</p> <p>143. WARRANTY</p> <p>144. CONTACT</p> <p>145. INDEX</p> <p>146. LEGAL</p> <p>147. NOTES</p> <p>148. REVISION HISTORY</p> <p>149. WARRANTY</p> <p>150. CONTACT</p> <p>151. INDEX</p> <p>152. LEGAL</p> <p>153. NOTES</p> <p>154. REVISION HISTORY</p> <p>155. WARRANTY</p> <p>156. CONTACT</p> <p>157. INDEX</p> <p>158. LEGAL</p> <p>159. NOTES</p> <p>160. REVISION HISTORY</p> <p>161. WARRANTY</p> <p>162. CONTACT</p> <p>163. INDEX</p> <p>164. LEGAL</p> <p>165. NOTES</p> <p>166. REVISION HISTORY</p> <p>167. WARRANTY</p> <p>168. CONTACT</p> <p>169. INDEX</p> <p>170. LEGAL</p> <p>171. NOTES</p> <p>172. REVISION HISTORY</p> <p>173. WARRANTY</p> <p>174. CONTACT</p> <p>175. INDEX</p> <p>176. LEGAL</p> <p>177. NOTES</p> <p>178. REVISION HISTORY</p> <p>179. WARRANTY</p> <p>180. CONTACT</p> <p>181. INDEX</p> <p>182. LEGAL</p> <p>183. NOTES</p> <p>184. REVISION HISTORY</p> <p>185. WARRANTY</p> <p>186. CONTACT</p> <p>187. INDEX</p> <p>188. LEGAL</p> <p>189. NOTES</p> <p>190. REVISION HISTORY</p> <p>191. WARRANTY</p> <p>192. CONTACT</p> <p>193. INDEX</p> <p>194. LEGAL</p> <p>195. NOTES</p> <p>196. REVISION HISTORY</p> <p>197. WARRANTY</p> <p>198. CONTACT</p> <p>199. INDEX</p> <p>200. LEGAL</p> <p>201. NOTES</p> <p>202. REVISION HISTORY</p> <p>203. WARRANTY</p> <p>204. CONTACT</p> <p>205. INDEX</p> <p>206. LEGAL</p> <p>207. NOTES</p> <p>208. REVISION HISTORY</p> <p>209. WARRANTY</p> <p>210. CONTACT</p> <p>211. INDEX</p> <p>212. LEGAL</p> <p>213. NOTES</p> <p>214. REVISION HISTORY</p> <p>215. WARRANTY</p> <p>216. CONTACT</p> <p>217. INDEX</p> <p>218. LEGAL</p> <p>219. NOTES</p> <p>220. REVISION HISTORY</p> <p>221. WARRANTY</p> <p>222. CONTACT</p> <p>223. INDEX</p> <p>224. LEGAL</p> <p>225. NOTES</p> <p>226. REVISION HISTORY</p> <p>227. WARRANTY</p> <p>228. CONTACT</p> <p>229. INDEX</p> <p>230. LEGAL</p> <p>231. NOTES</p> <p>232. REVISION HISTORY</p> <p>233. WARRANTY</p> <p>234. CONTACT</p> <p>235. INDEX</p> <p>236. LEGAL</p> <p>237. NOTES</p> <p>238. REVISION HISTORY</p> <p>239. WARRANTY</p> <p>240. CONTACT</p> <p>241. INDEX</p> <p>242. LEGAL</p> <p>243. NOTES</p> <p>244. REVISION HISTORY</p> <p>245. WARRANTY</p> <p>246. CONTACT</p> <p>247. INDEX</p> <p>248. LEGAL</p> <p>249. NOTES</p> <p>250. REVISION HISTORY</p> <p>251. WARRANTY</p> <p>252. CONTACT</p> <p>253. INDEX</p> <p>254. LEGAL</p> <p>255. NOTES</p> <p>256. REVISION HISTORY</p> <p>257. WARRANTY</p> <p>258. CONTACT</p> <p>259. INDEX</p> <p>260. LEGAL</p> <p>261. NOTES</p> <p>262. REVISION HISTORY</p> <p>263. WARRANTY</p> <p>264. CONTACT</p> <p>265. INDEX</p> <p>266. LEGAL</p> <p>267. NOTES</p> <p>268. REVISION HISTORY</p> <p>269. WARRANTY</p> <p>270. CONTACT</p> <p>271. INDEX</p> <p>272. LEGAL</p> <p>273. NOTES</p> <p>274. REVISION HISTORY</p> <p>275. WARRANTY</p> <p>276. CONTACT</p> <p>277. INDEX</p> <p>278. LEGAL</p> <p>279. NOTES</p> <p>280. REVISION HISTORY</p> <p>281. WARRANTY</p> <p>282. CONTACT</p> <p>283. INDEX</p> <p>284. LEGAL</p> <p>285. NOTES</p> <p>286. REVISION HISTORY</p> <p>287. WARRANTY</p> <p>288. CONTACT</p> <p>289. INDEX</p> <p>290. LEGAL</p> <p>291. NOTES</p> <p>292. REVISION HISTORY</p> <p>293. WARRANTY</p> <p>294. CONTACT</p> <p>295. INDEX</p> <p>296. LEGAL</p> <p>297. NOTES</p> <p>298. REVISION HISTORY</p> <p>299. WARRANTY</p> <p>300. CONTACT</p> <p>301. INDEX</p> <p>302. LEGAL</p> <p>303. NOTES</p> <p>304. REVISION HISTORY</p> <p>305. WARRANTY</p> <p>306. CONTACT</p> <p>307. INDEX</p> <p>308. LEGAL</p> <p>309. NOTES</p> <p>310. REVISION HISTORY</p> <p>311. WARRANTY</p> <p>312. CONTACT</p> <p>313. INDEX</p> <p>314. LEGAL</p> <p>315. NOTES</p> <p>316. REVISION HISTORY</p> <p>317. WARRANTY</p> <p>318. CONTACT</p> <p>319. INDEX</p> <p>320. LEGAL</p> <p>321. NOTES</p> <p>322. REVISION HISTORY</p> <p>323. WARRANTY</p> <p>324. CONTACT</p> <p>325. INDEX</p> <p>326. LEGAL</p> <p>327. NOTES</p> <p>328. REVISION HISTORY</p> <p>329. WARRANTY</p> <p>330. CONTACT</p> <p>331. INDEX</p> <p>332. LEGAL</p> <p>333. NOTES</p> <p>334. REVISION HISTORY</p> <p>335. WARRANTY</p> <p>336. CONTACT</p> <p>337. INDEX</p> <p>338. LEGAL</p> <p>339. NOTES</p> <p>340. REVISION HISTORY</p> <p>341. WARRANTY</p> <p>342. CONTACT</p> <p>343. INDEX</p> <p>344. LEGAL</p> <p>345. NOTES</p> <p>346. REVISION HISTORY</p> <p>347. WARRANTY</p> <p>348. CONTACT</p> <p>349. INDEX</p> <p>350. LEGAL</p> <p>351. NOTES</p> <p>352. REVISION HISTORY</p> <p>353. WARRANTY</p> <p>354. CONTACT</p> <p>355. INDEX</p> <p>356. LEGAL</p> <p>357. NOTES</p> <p>358. REVISION HISTORY</p> <p>359. WARRANTY</p> <p>360. CONTACT</p> <p>361. INDEX</p> <p>362. LEGAL</p> <p>363. NOTES</p> <p>364. REVISION HISTORY</p> <p>365. WARRANTY</p> <p>366. CONTACT</p> <p>367. INDEX</p> <p>368. LEGAL</p> <p>369. NOTES</p> <p>370. REVISION HISTORY</p> <p>371. WARRANTY</p> <p>372. CONTACT</p> <p>373. INDEX</p> <p>374. LEGAL</p> <p>375. NOTES</p> <p>376. REVISION HISTORY</p> <p>377. WARRANTY</p> <p>378. CONTACT</p> <p>379. INDEX</p> <p>380. LEGAL</p> <p>381. NOTES</p> <p>382. REVISION HISTORY</p> <p>383. WARRANTY</p> <p>384. CONTACT</p> <p>385. INDEX</p> <p>386. LEGAL</p> <p>387. NOTES</p> <p>388. REVISION HISTORY</p> <p>389. WARRANTY</p> <p>390. CONTACT</p> <p>391. INDEX</p> <p>392. LEGAL</p> <p>393. NOTES</p> <p>394. REVISION HISTORY</p> <p>395. WARRANTY</p> <p>396. CONTACT</p> <p>397. INDEX</p> <p>398. LEGAL</p> <p>399. NOTES</p> <p>400. REVISION HISTORY</p> <p>401. WARRANTY</p> <p>402. CONTACT</p> <p>403. INDEX</p> <p>404. LEGAL</p> <p>405. NOTES</p> <p>406. REVISION HISTORY</p> <p>407. WARRANTY</p> <p>408. CONTACT</p> <p>409. INDEX</p> <p>410. LEGAL</p> <p>411. NOTES</p> <p>412. REVISION HISTORY</p> <p>413. WARRANTY</p> <p>414. CONTACT</p> <p>415. INDEX</p> <p>416. LEGAL</p> <p>417. NOTES</p> <p>418. REVISION HISTORY</p> <p>419. WARRANTY</p> <p>420. CONTACT</p> <p>421. INDEX</p> <p>422. LEGAL</p> <p>423. NOTES</p> <p>424. REVISION HISTORY</p> <p>425. WARRANTY</p> <p>426. CONTACT</p> <p>427. INDEX</p> <p>428. LEGAL</p> <p>429. NOTES</p> <p>430. REVISION HISTORY</p> <p>431. WARRANTY</p> <p>432. CONTACT</p> <p>433. INDEX</p> <p>434. LEGAL</p> <p>435. NOTES</p> <p>436. REVISION HISTORY</p> <p>437. WARRANTY</p> <p>438. CONTACT</p> <p>439. INDEX</p> <p>440. LEGAL</p> <p>441. NOTES</p> <p>442. REVISION HISTORY</p> <p>443. WARRANTY</p> <p>444. CONTACT</p> <p>445. INDEX</p> <p>446. LEGAL</p> <p>447. NOTES</p> <p>448. REVISION HISTORY</p> <p>449. WARRANTY</p> <p>450. CONTACT</p> <p>451. INDEX</p> <p>452. LEGAL</p> <p>453. NOTES</p> <p>454. REVISION HISTORY</p> <p>455. WARRANTY</p> <p>456. CONTACT</p> <p>457. INDEX</p> <p>458. LEGAL</p> <p>459. NOTES</p> <p>460. REVISION HISTORY</p> <p>461. WARRANTY</p> <p>462. CONTACT</p> <p>463. INDEX</p> <p>464. LEGAL</p> <p>465. NOTES</p> <p>466. REVISION HISTORY</p> <p>467. WARRANTY</p> <p>468. CONTACT</p> <p>469. INDEX</p> <p>470. LEGAL</p> <p>471. NOTES</p> <p>472. REVISION HISTORY</p> <p>473. WARRANTY</p> <p>474. CONTACT</p> <p>475. INDEX</p> <p>476. LEGAL</p> <p>477. NOTES</p> <p>478. REVISION HISTORY</p> <p>479. WARRANTY</p> <p>480. CONTACT</p> <p>481. INDEX</p> <p>482. LEGAL</p> <p>483. NOTES</p> <p>484. REVISION HISTORY</p> <p>485. WARRANTY</p> <p>486. CONTACT</p> <p>487. INDEX</p> <p>488. LEGAL</p> <p>489. NOTES</p> <p>490. REVISION HISTORY</p> <p>491. WARRANTY</p> <p>492. CONTACT</p> <p>493. INDEX</p> <p>494. LEGAL</p> <p>495. NOTES</p> <p>496. REVISION HISTORY</p> <p>497. WARRANTY</p> <p>498. CONTACT</p> <p>499. INDEX</p> <p>500. LEGAL</p> <p>501. NOTES</p> <p>502. REVISION HISTORY</p> <p>503. WARRANTY</p> <p>504. CONTACT</p> <p>505. INDEX</p> <p>506. LEGAL</p> <p>507. NOTES</p> <p>508. REVISION HISTORY</p> <p>509. WARRANTY</p> <p>510. CONTACT</p> <p>511. INDEX</p> <p>512. LEGAL</p> <p>513. NOTES</p> <p>514. REVISION HISTORY</p> <p>515. WARRANTY</p> <p>516. CONTACT</p> <p>517. INDEX</p> <p>518. LEGAL</p> <p>519. NOTES</p> <p>520. REVISION HISTORY</p> <p>521. WARRANTY</p> <p>522. CONTACT</p> <p>523. INDEX</p> <p>524. LEGAL</p> <p>525. NOTES</p> <p>526. REVISION HISTORY</p> <p>527. WARRANTY</p> <p>528. CONTACT</p> <p>529. INDEX</p> <p>530. LEGAL</p> <p>531. NOTES</p> <p>532. REVISION HISTORY</p> <p>533. WARRANTY</p> <p>534. CONTACT</p> <p>535. INDEX</p> <p>536. LEGAL</p> <p>537. NOTES</p> <p>538. REVISION HISTORY</p> <p>539. WARRANTY</p> <p>540. CONTACT</p> <p>541. INDEX</p> <p>542. LEGAL</p> <p>543. NOTES</p> <p>544. REVISION HISTORY</p> <p>545. WARRANTY</p> <p>546. CONTACT</p> <p>547. INDEX</p> <p>548. LEGAL</p> <p>549. NOTES</p> <p>550. REVISION HISTORY</p> <p>551. WARRANTY</p> <p>552. CONTACT</p> <p>553. INDEX</p> <p>554. LEGAL</p> <p>555. NOTES</p> <p>556. REVISION HISTORY</p> <p>557. WARRANTY</p> <p>558. CONTACT</p> <p>559. INDEX</p> <p>560. LEGAL</p> <p>561. NOTES</p> <p>562. REVISION HISTORY</p> <p>563. WARRANTY</p> <p>564. CONTACT</p> <p>565. INDEX</p> <p>566. LEGAL</p> <p>567. NOTES</p> <p>568. REVISION HISTORY</p> <p>569. WARRANTY</p> <p>570. CONTACT</p> <p>571. INDEX</p> <p>572. LEGAL</p> <p>573. NOTES</p> <p>574. REVISION HISTORY</p> <p>575. WARRANTY</p> <p>576. CONTACT</p> <p>577. INDEX</p> <p>578. LEGAL</p> <p>579. NOTES</p> <p>580. REVISION HISTORY</p> <p>581. WARRANTY</p> <p>582. CONTACT</p> <p>583. INDEX</p> <p>584. LEGAL</p> <p>585. NOTES</p> <p>586. REVISION HISTORY</p> <p>587. WARRANTY</p> <p>588. CONTACT</p> <p>589. INDEX</p> <p>590. LEGAL</p> <p>591. NOTES</p> <p>592. REVISION HISTORY</p> <p>593. WARRANTY</p> <p>594. CONTACT</p> <p>595. INDEX</p> <p>596. LEGAL</p> <p>597. NOTES</p> <p>598. REVISION HISTORY</p> <p>599. WARRANTY</p> <p>600. CONTACT</p> <p>601. INDEX</p> <p>602. LEGAL</p> <p>603. NOTES</p> <p>604. REVISION HISTORY</p> <p>605. WARRANTY</p> <p>606. CONTACT</p> <p>607. INDEX</p> <p>608. LEGAL</p> <p>609. NOTES</p> <p>610. REVISION HISTORY</p> <p>611. WARRANTY</p> <p>612. CONTACT</p> <p>613. INDEX</p> <p>614. LEGAL</p> <p>615. NOTES</p> <p>616. REVISION HISTORY</p> <p>617. WARRANTY</p> <p>618. CONTACT</p> <p>619. INDEX</p> <p>620. LEGAL</p> <p>621. NOTES</p> <p>622. REVISION HISTORY</p> <p>623. WARRANTY</p> <p>624. CONTACT</p> <p>625. INDEX</p> <p>626. LEGAL</p> <p>627. NOTES</p> <p>628. REVISION HISTORY</p> <p>629. WARRANTY</p> <p>630. CONTACT</p> <p>631. INDEX</p> <p>632. LEGAL</p> <p>633. NOTES</p> <p>634. REVISION HISTORY</p> <p>635. WARRANTY</p> <p>636. CONTACT</p> <p>637. INDEX</p> <p>638. LEGAL</p> <p>639. NOTES</p> <p>640. REVISION HISTORY</p> <p>641. WARRANTY</p> <p>642. CONTACT</p> <p>643. INDEX</p> <p>644. LEGAL</p> <p>645. NOTES</p> <p>646. REVISION HISTORY</p> <p>647. WARRANTY</p> <p>648. CONTACT</p> <p>649. INDEX</p> <p>650. LEGAL</p> <p>651. NOTES</p> <p>652. REVISION HISTORY</p> <p>653. WARRANTY</p> <p>654. CONTACT</p> <p>655. INDEX</p> <p>656. LEGAL</p> <p>657. NOTES</p> <p>658. REVISION HISTORY</p> <p>659. WARRANTY</p> <p>660. CONTACT</p> <p>661. INDEX</p> <p>662. LEGAL</p> <p>663. NOTES</p> <p>664. REVISION HISTORY</p> <p>665. WARRANTY</p> <p>666. CONTACT</p> <p>667. INDEX</p> <p>668. LEGAL</p> <p>669. NOTES</p> <p>670. REVISION HISTORY</p> <p>671. WARRANTY</p> <p>672. CONTACT</p> <p>673. INDEX</p> <p>674. LEGAL</p> <p>675. NOTES</p> <p>676. REVISION HISTORY</p> <p>677. WARRANTY</p> <p>678. CONTACT</p> <p>679. INDEX</p> <p>680. LEGAL</p> <p>681. NOTES</p> <p>682. REVISION HISTORY</p> <p>683. WARRANTY</p> <p>684. CONTACT</p> <p>685. INDEX</p> <p>686. LEGAL</p> <p>687. NOTES</p> <p>688. REVISION HISTORY</p> <p>689. WARRANTY</p> <p>690. CONTACT</p> <p>691. INDEX</p> <p>692. LEGAL</p> <p>693. NOTES</p> <p>694. REVISION HISTORY</p> <p>695. WARRANTY</p> <p>696. CONTACT</p> <p>697. INDEX</p> <p>698. LEGAL</p> <p>699. NOTES</p> <p>700. REVISION HISTORY</p> <p>701. WARRANTY</p> <p>702. CONTACT</p> <p>703. INDEX</p> <p>704. LEGAL</p> <p>705. NOTES</p> <p>706. REVISION HISTORY</p> <p>707. WARRANTY</p> <p>708. CONTACT</p> <p>709. INDEX</p> <p>710. LEGAL</p> <p>711. NOTES</p> <p>712. REVISION HISTORY</p> <p>713. WARRANTY</p> <p>714. CONTACT</p> <p>715. INDEX</p> <p>716. LEGAL</p> <p>717. NOTES</p> <p>718. REVISION HISTORY</p> <p>719. WARRANTY</p> <p>720. CONTACT</p> <p>721. INDEX</p> <p>722. LEGAL</p> <p>723. NOTES</p> <p>724. REVISION HISTORY</p> <p>725. WARRANTY</p> <p>726. CONTACT</p> <p>727. INDEX</p> <p>728. LEGAL</p> <p>729. NOTES</p> <p>730. REVISION HISTORY</p> <p>731. WARRANTY</p> <p>732. CONTACT</p> <p>733. INDEX</p> <p>734. LEGAL</p> <p>735. NOTES</p> <p>736. REVISION HISTORY</p> <p>737. WARRANTY</p> <p>738. CONTACT</p> <p>739. INDEX</p> <p>740. LEGAL</p> <p>741. NOTES</p> <p>742. REVISION HISTORY</p> <p>743. WARRANTY</p> <p>744. CONTACT</p> <p>745. INDEX</p> <p>746. LEGAL</p> <p>747. NOTES</p> <p>748. REVISION HISTORY</p> <p>749. WARRANTY</p> <p>750. CONTACT</p> <p>751. INDEX</p>
--

-  eu-tools.n-g.co/Release/HardwareManager.dmg
-  eu-tools.n-g.co/Release/HardwareManager.exe
-  [Arcolis Designer - on-site programming app](#)
-  [ESA Pro 2 lighting control software for DMX interfaces](#)

Manuals+.