



Contents [[hide](#)]

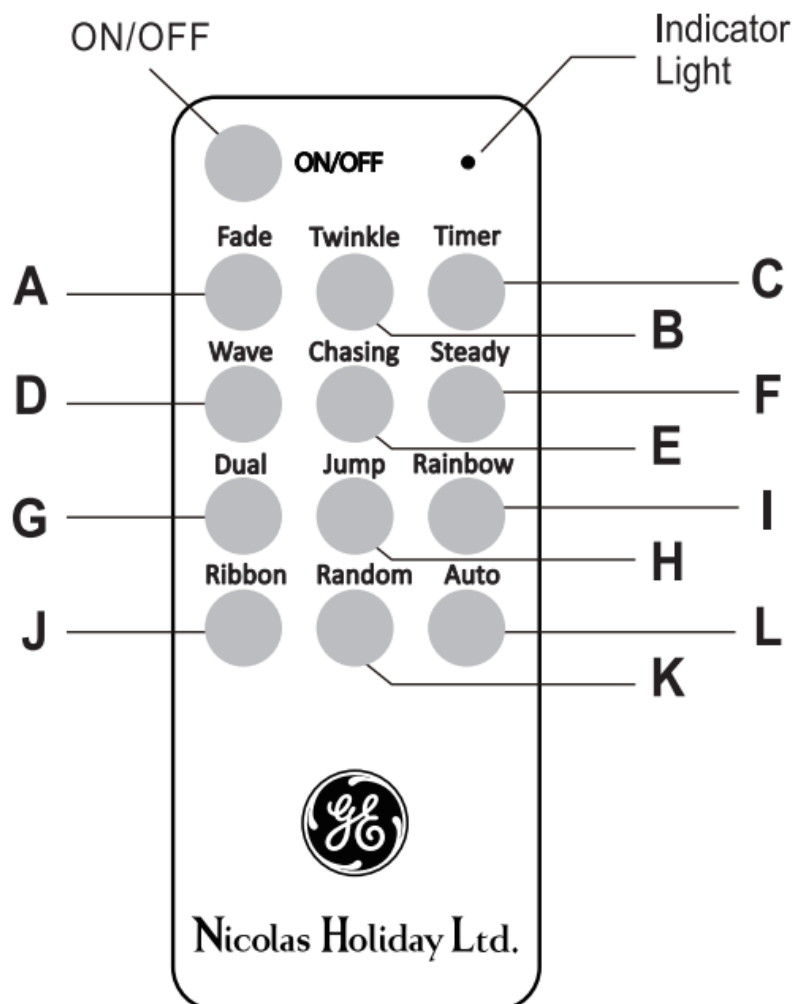
- [1 Nicolas Holiday T06AD Remote Controller](#)
- [2 12-Key Remote Control Diagram](#)
- [3 BATTERY INSTRUCTION](#)
- [4 CUSTOMER SERVICE](#)
- [5 Documents / Resources](#)
 - [5.1 References](#)

Nicolas Holiday

Nicolas Holiday T06AD Remote Controller



12-Key Remote Control Diagram



- **A. Fade**
 - Red/Green/Purple/Yellow/Blue/White/Warm White
- **B. Twinkle**
 1. Warm White
 2. Multi
 3. Red/Green/Purple/Yellow/Blue (Single)
- **C. Timer**
 - 5H On/Time Control
- **D. Wave**
 1. Warm White
 2. Multi
 3. Red/Green/Purple/Yellow/Blue (Single)
- **E. Chasing**
 1. Multi
 2. Warm White
- **F. Steady**
 - Red/Green/Purple/Blue/ Gold/Teal/White/ Warm White/Multi
- **G. Dual**
 - Fade
 - Peacock Blue Theme
 - Fruit Colors
 - Golden Yellow
- **H. Jump**
 - Red/Green/Purple/Yellow/Blue
- **I. Rainbow**
 1. Rainbow
 2. Blue /Green
 3. Yellow/Purple
- **J. Ribbon**
 1. Multi
 2. Red/Blue/White
- **K. Random**
 1. Warm White
 2. Multi

3. Red/Green/Blue

- **L. Auto**

1. Auto (B to K, no C/F)
2. Warm White (B/D/E Warm White)
3. Multi (B/D/E Multi)

BATTERY INSTRUCTION

BATTERY CAUTION

- Non-rechargeable batteries are not to be recharged.
- Do not mix different types of batteries, such as alkaline, carbon-zinc. or rechargeable batteries.
- Do not mix old and new batteries. Always replace the whole set of batteries at once.
- Batteries are to be inserted with the correct polarity (+and-).
- Exhausted batteries are to be removed from the product.
- Replace only with (2) AAA batteries.
- Batteries included.
- Do not dispose of batteries in a fire. Batteries may explode or leak.
- The sculpture can alternatively be controlled using a manual button located at the control box.




CUSTOMER SERVICE

- For indoor use only
- GE is a trademark of General Electric Company and is under license by Nicolas Holiday Limited
- Questions, call customer service toll-free at 18773987337 or visit us on the web at www.geholidaylighting.com
- **NHL Model No. 25106LO**

- Remote Control: 25212
- Printed in China
- FP25


Documents / Resources




[Nicolas Holiday T06AD Remote Controller \[pdf\]](#) Instruction Manual
T06AD Remote Controller, T06AD, Remote Controller, Controller

References

- [User Manual](#)

 Nicolas Holiday

 controller, Nicolas Holiday, Remote Controller, T06AD, T06AD Remote Controller

Leave a comment

Your email address will not be published. Required fields are marked *

Comment *

Name

Email

Website

☐ Save my name, email, and website in this browser for the next time I comment.

Post Comment

Search:

e.g. whirlpool wrf535swhz

Search

[Manuals+](#) | [Upload](#) | [Deep Search](#) | [Privacy Policy](#) | [@manuals.plus](#) | [YouTube](#)

This website is an independent publication and is neither affiliated with nor endorsed by any of the trademark owners. The "Bluetooth®" word mark and logos are registered trademarks owned by Bluetooth SIG, Inc. The "Wi-Fi®" word mark and logos are registered trademarks owned by the Wi-Fi Alliance. Any use of these marks on this website does not imply any affiliation with or endorsement.