



Nicolas Holiday HC-TX40 Remote Control User Manual

[Home](#) » [Nicolas Holiday](#) » Nicolas Holiday HC-TX40 Remote Control User Manual 

Contents

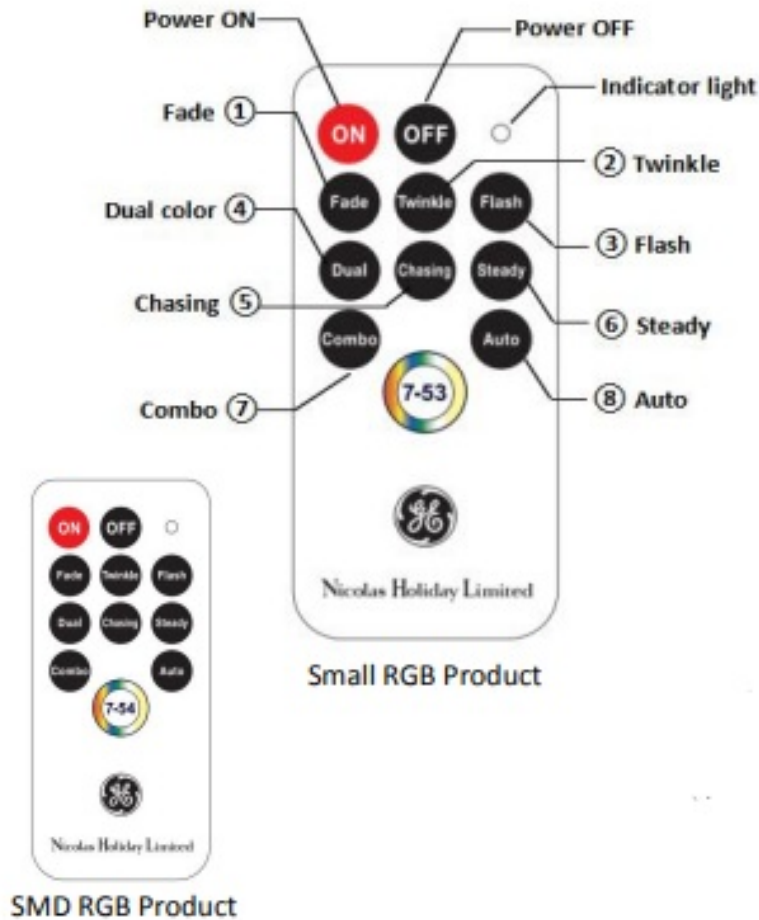
- [1 Nicolas Holiday HC-TX40 Remote Control](#)
- [2 INSTRUCTIONS](#)
- [3 FCC Statement](#)
 - [3.1 ISED Statement](#)
- [4 Documents / Resources](#)
- [5 Related Posts](#)

Nicolas Holiday

Nicolas Holiday HC-TX40 Remote Control

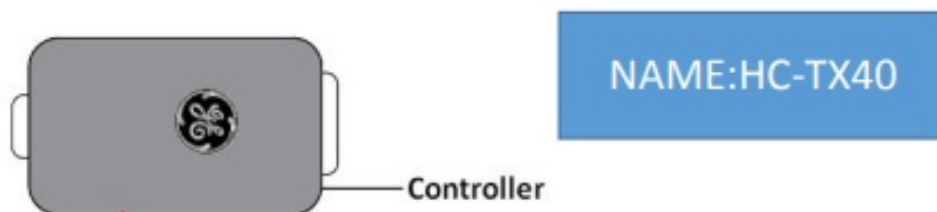


INSTRUCTIONS



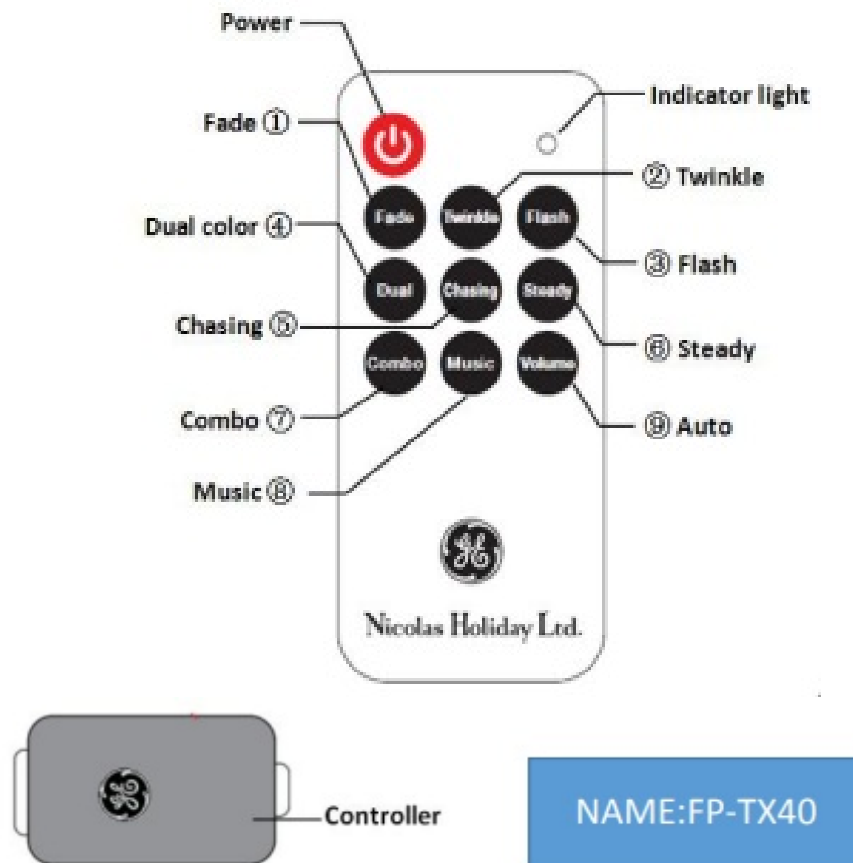
Notes:

- Remote control includes 8 functions to control lights, including 7 colors and color combinations.
- Each button corresponds to the chart.
- After turning light set on, press desired button for that function.
- Continue pressing the same button to cycle through all color selections. 3 top recommended functions Chasing/Dual color/Fade.



Notes:

- Remote control includes 9 functions to control lights, including 7 colors and color combinations.
- Each button corresponds to the chart. After turning light set on, press desired button for that function.
- Continue pressing the same button to cycle through all color selections.
- 4 top recommended functions Music/Chasing/Dual color/Fade.



FCC Statement

This equipment has been tested and found to comply with the limits for a Class B digital device, pursuant to part 15 of the FCC Rules. These limits are designed to provide reasonable protection against harmful interference in a residential installation. This equipment generates, uses and can radiate radio frequency energy and, if not installed and used in accordance with the instructions, may cause harmful interference to radio communications. However, there is no guarantee that interference will not occur in a particular installation. If this equipment does cause harmful interference to radio or television reception, which can be determined by tuning the equipment off and on, the user is encouraged to try to correct the interference by one or more of the following measures:

- Reorient or relocate the receiving antenna.
- Increase the separation between the equipment and receiver.
- Connect the equipment into an outlet on a circuit different from that to which the receiver is connected.
- Consult the dealer or an experienced radio/TV technician for help.

Caution: Any changes or modifications to this device not explicitly approved by manufacturer could void your authority to operate this equipment. This device complies with part 15 of the FCC Rules. Operation is subject to the following two conditions: (1) This device may not cause harmful interference, and (2) this device must accept any interference received, including interference that may cause undesired operation.

RF Exposure Information

The device has been evaluated to meet general RF exposure requirement. The device can be used in portable exposure condition without restriction.


ISED Statement

This device contains licence-exempt transmitter(s)/receiver(s) that comply with Innovation, Science and Economic Development Canada's licence-exempt RSS(s). Operation is subject to the following two conditions:

- (1) This device may not cause interference.
- (2) This device must accept any interference, including interference that may cause undesired operation of the device. The digital apparatus oomplies with Canadian CAN ICES-3 (B)NMB-3(B)

This device meets the exemption from the routine evaluation limits in section 2.5 of RSS 102 and compliance with RSS 102 RF exposure, users can obtain Canadian information on RF exposure and compliance This equipment complies with Canada radiation exposure limits set forth for an uncontrolled environment The device has been evaluated to meet general RF exposure requirement. This equipment should be installed and operated with minimum distance 0mm between the radiator & your body.

Documents / Resources

	<p>Nicolas Holiday HC-TX40 Remote Control [pdf] User Manual</p> <p>HC-TX40, HCTX40, YLIHC-TX40, YLIHCTX40, HC-TX40 Remote Control, Remote Control, HC-TX40 Remote, HC-TX40, FP-TX40, Remote</p>
---	---