


[Home](#) » [Nicolas Holiday](#) » **Nicolas Holiday HC-TX10 Color Effect Remote Control Instruction Manual** 

**Contents** [ [hide](#) ]

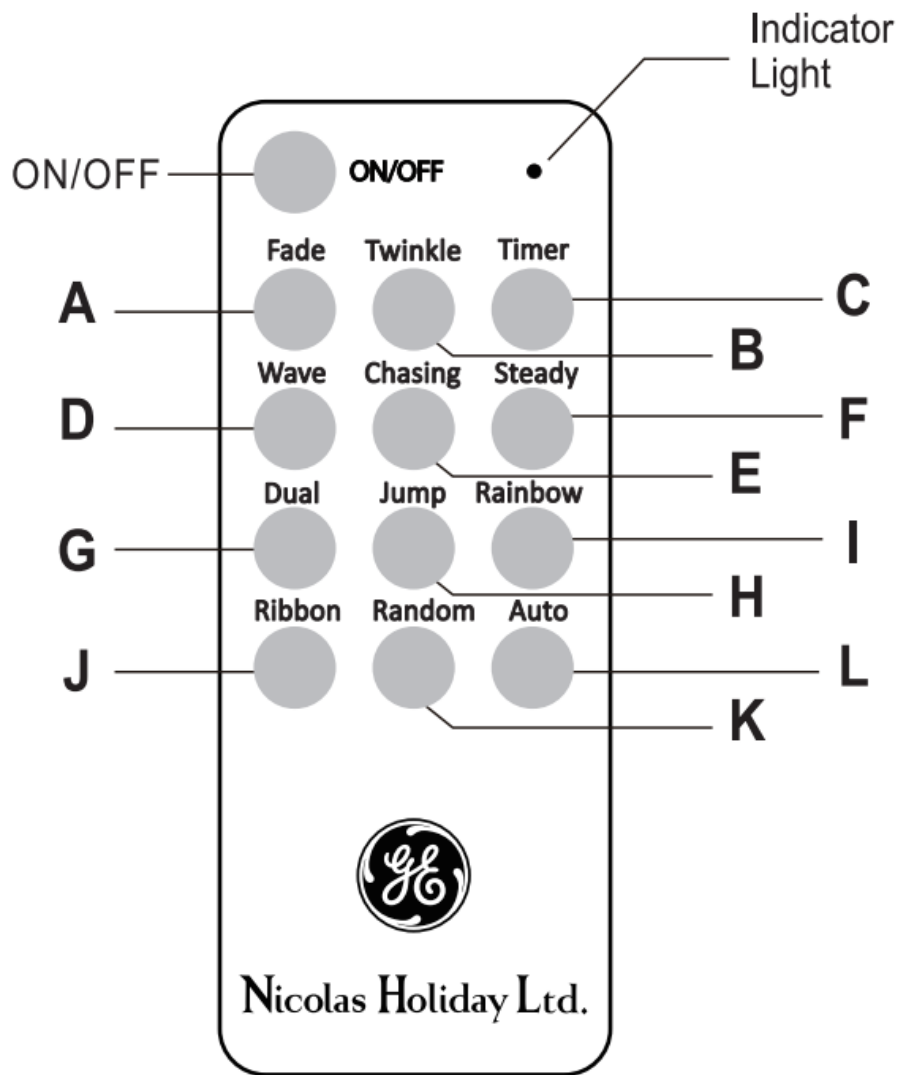
- [1 Nicolas Holiday HC-TX10 Color Effect Remote Control](#)
- [2 12-Key Remote Control Diagram](#)
- [3 BATTERY INSTRUCTION](#)
- [4 CUSTOMER SERVICE](#)
- [5 Documents / Resources](#)
  - [5.1 References](#)

# Nicolas Holiday

## Nicolas Holiday HC-TX10 Color Effect Remote Control



## 12-Key Remote Control Diagram



- **A. Fade**
  - Red/Green/Purple/Yellow/Blue/ White
- **B. Twinkle**
  - Warm White
  - Multi
  - Red/Green/Purple/Yellow/Blue (Single)
- **C. Timer**
  - 5H On/Time Control
- **D. Wave**
  1. Warm White
  2. Multi
  3. Red/Green/Purple/Yellow/Blue (Single)
- **E. Chasing**
  - Multi

- Warm White
- **F. Steady**
  - Warm White/Multi/
  - Red/Green/Purple/
  - Gold/Blue/Tea I/White
- **G. Dual**
  1. Fade
  2. Twinkle
- **H. Jump**
  - Red/Green/Purple/Yellow/Blue
- **I. Rainbow**
  1. Rainbow
  2. Blue /Green
  3. Yellow/Purple
- **J. Ribbon**
  1. Red/Blue/White
  2. Blue/Green
  3. Red/Green
- **K. Random**
  1. Warm White
  2. Multi
  3. Red
  4. Green
  5. Blue
- **L. Auto**
  - Auto (B to K, no C/F)

## **BATTERY INSTRUCTION**

### **BATTERY CAUTION**

- Non-rechargeable batteries are not to be recharged.
- Do not mix different types of batteries, such as alkaline, carbon-zinc, or rechargeable batteries.
- Do not mix old and new batteries. Always replace the whole set of batteries at once.

- Batteries are to be inserted with the correct polarity ( +and-).
- Exhausted batteries are to be removed from the product.
- Replace only with (2) AAA batteries.
- Batteries included.
- Do not dispose of batteries in a fire. Batteries may explode or leak.
- The sculpture can alternatively be controlled using a manual button located at the control box.




## **CUSTOMER SERVICE**

- For indoor use only
- GE is a trademark of General Electric Company and is under license by Nicolas Holiday Limited
- Questions, call customer service toll-free at 18773987337 or visit us on the web at [www.geholidaylighting.com](http://www.geholidaylighting.com)
- **NHL Model No. 25101 LO**
- **Remote Control: 25211**
- **Printed in China**

- FP25

# Documents / Resources



[Nicolas Holiday HC-TX10 Color Effect Remote Control \[pdf\]](#) Instruction Manual  
HC-TX10 Color Effect Remote Control, HC-TX10, Color Effect Remote Control, Effect Remote Control, Remote Control

## References

- [User Manual](#)

Nicolas Holiday

Color Effect Remote Control, Effect Remote Control, HC-TX10, HC-TX10 Color Effect Remote Control, Nicolas Holiday, Remote Control

# Leave a comment

Your email address will not be published. Required fields are marked \*

Comment \*

Name

Email

Website

☐ Save my name, email, and website in this browser for the next time I comment.

**Post Comment**

**Search:**

e.g. whirlpool wrf535swhz

**Search**

[Manuals+](#) | [Upload](#) | [Deep Search](#) | [Privacy Policy](#) | [@manuals.plus](#) | [YouTube](#)

This website is an independent publication and is neither affiliated with nor endorsed by any of the trademark owners. The "Bluetooth®" word mark and logos are registered trademarks owned by Bluetooth SIG, Inc. The "Wi-Fi®" word mark and logos are registered trademarks owned by the Wi-Fi Alliance. Any use of these marks on this website does not imply any affiliation with or endorsement.