

# niceboy®



## oryx MW400 User Manual

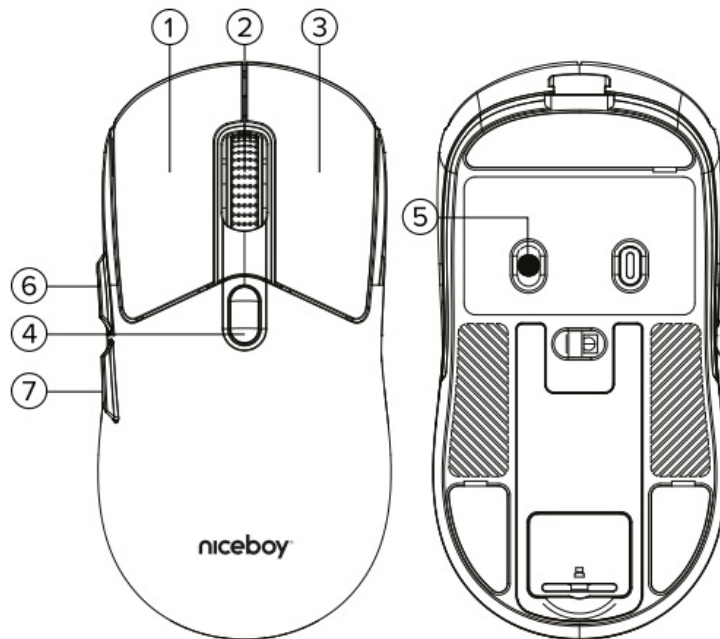
### Contents [ [hide](#) ]

- 1 PACKAGE CONTENTS
- 2 OVERVIEW OF LAYOUT
- 3 CONNECTING TO A PC VIA USB
- 4 CONNECTING VIA BLUETOOTH
- 5 FORCED PAIRING:
- 6 SPECIFICATIONS
- 7 LIGHT MODE
- 8 MAINTENANCE AND CLEANING
- 9 SAFETY INFORMATION
- 10 Documents / Resources
  - 10.1 References

## PACKAGE CONTENTS

- Niceboy MW400
- User Manual
- USB Dongle

## OVERVIEW OF LAYOUT



1. Left Button
2. Scroll Button
3. Right Button
4. DPI Button
5. Mode Switch Button (2.4G-Wired-BT)
6. Forward Button
7. Backward Button

## CONNECTING TO A PC VIA USB

Slide the switch on the bottom of the mouse to the upper position and insert the USB receiver into your device's USB port.

The MW400 mouse is a Plug & Play device and will configure itself automatically once the USB receiver is connected to your device.

For more functions, we recommend downloading our Niceboy MW400 software from the website: <https://niceboy.eu/cs/software/mw-400>

## CONNECTING VIA BLUETOOTH

Slide the switch on the bottom to the lower position and check for available devices on your device.

## FORCED PAIRING:

To force Bluetooth pairing, press and hold the Left Button (1), Scroll Button (2), and Right Button (3) simultaneously.

## SPECIFICATIONS

- Voltage: 5V / 0.3A
- Battery: 3.7V / 650 mAh
- Connector: USB-C
- Sensor: Optical
- Max DPI: 10000
- DPI Modes: 800 / 1600 / 3200 / 5000 / 10000
- Number of Buttons: 7
- Button Lifespan: 80 million clicks
- Polling Rate: 125-1000 Hz
- Acceleration: 20 G
- Connectivity: USB Dongle (2.4 GHz) / BT 5.3 (2.4 GHz) / USB-C
- Frequency Band: 2.4 GHz
- Battery Capacity: 650 mAh
- OS Requirements: Win 7 / Win8 / Win10 / Win11
- Dimensions: 125 x 63.5 x 40.5 mm
- Weight: 75 g

## LIGHT MODE

Switching RGB Modes: To switch, use the Forward Button (6) + Scroll Button (2).

### Lighting Modes:

1. Default RGB
2. Pulsating

3. Monochromatic Always On
4. Neon
5. Horse
6. Multi-Color Always On
7. Color Waves
8. Off

## **MAINTENANCE AND CLEANING**

The device requires minimal maintenance, but we recommend performing the following tasks monthly:

Turn off the mouse and gently clean it with a dry cloth to remove any dirt.

Use a round toothpick to clean the gaps.

To clean the mouse optics, use only dry cotton swabs to gently remove dirt or blow off dust particles.

## **SAFETY INFORMATION**

- Do not use the device in humid or dusty environments.
- Do not use the product if the power cable is damaged.
- Do not use the product if it malfunctions due to drops, damage, outdoor use, or water exposure.
- Keep out of reach of small children (small parts may pose a choking hazard).
- Use the product in accordance with the user manual. The user bears responsibility for any loss or damage caused by improper use.
- Do not clean metal connectors with water.
- The device may only be disassembled by a qualified technician from Niceboy s.r.o. Unauthorized disassembly may cause injury.
- The latest manual and firmware can be found on the manufacturer's website under Customer Support.
- „Improper handling (e.g., prolonged charging, short circuits, or damage from other objects) can result in fires, overheating, or battery leakage.“
- „The standard warranty period for batteries or accumulators is 24 months. However, the warranty does not cover capacity reduction caused by normal usage. The standard battery lifespan is six months, but it can be extended with proper care.“

- „Do not ingest the battery, as it poses a risk of chemical burns.“
- „Throwing the battery into fire or an oven, or crushing or cutting it, may result in an explosion.
- Leaving the battery in an environment with extremely high temperatures can cause an explosion or leakage of flammable liquid.
- Batteries exposed to extremely low air pressure may explode or leak flammable liquid.“

## **EU Compliance Declaration**

Niceboy s.r.o. declares that the Niceboy MW400 wireless device complies with Directives 2011/65/ EU+2015/863/EU, 2014/30/EU, and 2014/53/EU.

The full text of the EU declaration of conformity is available on the following website:

<https://niceboy.eu/en/declaration/-mw400>

## **INFORMATION FOR USERS ON DISPOSAL OF ELECTRICAL AND ELECTRONIC DEVICES (HOUSEHOLD USE)**



This symbol on the product or its original documentation indicates that used electrical or electronic products must not be disposed of with household waste. To dispose of these products properly, take them to a designated collection point where they will be accepted free of charge. Proper disposal of the product helps protect valuable natural resources and prevent potential negative impacts on the environment and human health caused by improper waste disposal. For more detailed information, contact your local authority or the nearest collection point. Fines may be imposed for improper disposal of this type of waste according to national regulations.

### **(Commercial and Business Use)**

For proper disposal of electrical and electronic devices for commercial and business use, contact the manufacturer or importer of the product. They will provide you with information about all disposal methods and, based on the date the electrical or electronic device was placed on the market, inform you who is responsible for financing the disposal of this equipment.

Disposal Information for Countries Outside the EU. The above symbol applies only to countries within the European Union. For proper disposal of electrical and electronic devices, consult the relevant information provided by local authorities or the device's retailer.



MANUFACTURER:



NICEBOY s.r.o., 5. května 1746/22, Nusle, 140 00,

Prague 4, Czech Republic, ID: 294 16 876.

Made in China.

RoHS   

## Documents / Resources

 	<a href="#">niceboy MW400 Oryx Mouse [pdf]</a> User Manual MW400, MW400 Oryx Mouse, Oryx Mouse, Mouse
--	--

## References

- [User Manual](#)

 mouse, MW400, MW400 Oryx Mouse, niceboy, Oryx

 niceboy Mouse

---

## Leave a comment

Your email address will not be published. Required fields are marked \*

Comment \*

Name

Email

Website

☐ Save my name, email, and website in this browser for the next time I comment.

**Post Comment**

**Search:**

e.g. whirlpool wrf535swhz

**Search**

[Manuals+](#) | [Upload](#) | [Deep Search](#) | [Privacy Policy](#) | [@manuals.plus](#) | [YouTube](#)

This website is an independent publication and is neither affiliated with nor endorsed by any of the trademark owners. The "Bluetooth®" word mark and logos are registered trademarks owned by Bluetooth SIG, Inc. The "Wi-Fi®" word mark and logos are registered trademarks owned by the Wi-Fi Alliance. Any use of these marks on this website does not imply any affiliation with or endorsement.