




## NICEBOY ION Snacker S1 Compact and Light Toaster User Manual

[Home](#) » [niceboy](#) » NICEBOY ION Snacker S1 Compact and Light Toaster User Manual 

### NICEBOY ION Snacker S1 Compact and Light Toaster

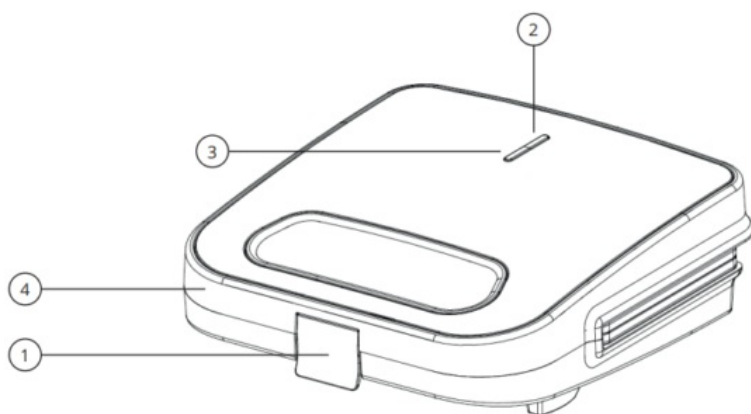


## Contents

- 1 DEVICE DIAGRAM
- 2 MANIPULATION
- 3 CLEANING AND MAINTENANCE
- 4 PARAMETERS
- 5 SAFETY INSTRUCTIONS
- 6 Customer Support
- 7 Documents / Resources
- 7.1 References

## DEVICE DIAGRAM

1. Safety latch
2. Power indicator light
3. Maximum temperature indicator light
4. Handle



## MANIPULATION

Always preheat the toaster closed. The green light goes out after successful heating (approx. 3-5 min.) to the maximum temperature. During food preparation, the green light will always light up at the moment when the toaster reaches the maximum temperature.

## CLEANING AND MAINTENANCE

Before using the hotplate for the first time, wash it carefully with warm soapy water. Toaster body do not soak. To maintain a non-stick surface, you can clean the hot plates before use lightly coat with vegetable oil or use an oil spray

## PARAMETERS

**Dimensions:** 222 x 221 x 95 mm

**Plate size:** 225 x 125 mm

**Power supply:** 220 – 240 V, 50-60 Hz

**Power:** 750 W

NICEBOY s.r.o. hereby declares that the type of equipment Niceboy ION Snacker S1 complies with Directives 2014/30/EU, 2014/35/EU, and 2011/65/EU. The full content of EU Declaration of Conformity is available on the

following websites:

<https://niceboy.eu/cs/declaration/ion-snacker-s1>

## SAFETY INSTRUCTIONS

- The appliance should be operated by an adult
- Before using this product for the first time, please read all instructions carefully and use it correctly based on the user manual.
- Use only original accessories from the manufacturer.
- If you need to hand the product over to a third party, attach the user manual to it.
- Any activity contrary to this manual may result in product damage and personal injury.
- This appliance is not intended as a toy. When using it, take care of your safety and those around you, especially children. Children under 8 years of age and people with reduced physical, sensory and mental abilities and knowledge must not operate the product unless they are supervised by a person responsible for their safety.
- Do not use the product if it malfunctions due to dropping, damage, outdoor use, or water ingress. To avoid injury, the product should be repaired by the manufacturer or its aftersales service.
- Do not use the product if the power cable, socket or charging dock is damaged.
- Do not touch the appliance with wet hands.
- The use of the product in an environment with an open fire is prohibited.
- Do not use the product in extreme heat (above 40 °C) or in extreme cold (below 4 °C).
- Keep hair, clothing, fingers and other body parts away from the operating parts of the product.
- Do not use the product on wet or waterlogged ground.
- Use the power cord carefully to avoid damage. Do not use the power cord to pull or pull the device.
- Do not use the power cord as a handle.
- Before cleaning or maintaining the product, the product must be switched off and the plug must be removed from the outlet.
- Use the product in accordance with the instructions for use. Any loss or damage caused by improper use is the responsibility of the user.
- Do not wipe or clean any part of the power cord with a wet cloth or wet hands.

## USER INFORMATION FOR DISPOSING ELECTRICAL AND ELECTRONIC DEVICES (HOME USE)



■ This symbol located on a product or in the product's original documentation means that the used electrical or electronic products may not be disposed together with the communal waste. In order to dispose of these products correctly, take them to a designated collection site, where they will be accepted for free. By disposing of a product in this way, you are helping to protect precious natural resources and helping to prevent any potential negative impacts on the environment and human health, which could be the result of incorrect waste disposal. You may receive more detailed information from your local authority or nearest collection site. According to national regulations, fines may also be given out to anyone who disposes of this type of waste incorrectly.

User information for disposing electrical and electronic devices (business and corporate use) In order to correctly dispose of electrical and electronic devices for business and corporate use, refer to the product's manufacturer or importer. They will provide you with information regarding all disposal methods and, according to the date stated on the electrical or electronic device on the market, they will tell you who is responsible for financing the disposal of this electrical or electronic device. Information regarding disposal processes in other countries outside the EU.

The symbol displayed above is only valid for countries within the European Union. For the correct disposal of electrical and electronic devices, request the relevant information from your local authorities or the device seller.


Customer Support

MANUFACTURER:

NICEBOY s.r.o., 5. kvetna 1746/22, Nusle, 140 00, Czech Republic, Prague 4, ID: 294 16 876, Made in China.



Documents / Resources

	<p><a href="#">NICEBOY ION Snacker S1 Compact and Light Toaster</a> [pdf] User Manual</p> <p>ION Snacker S1 Compact and Light Toaster, ION Snacker S1, Compact and Light Toaster, and Light Toaster, Light Toaster, Toaster</p>
---	---

References

- [User Manual](#)

Manuals+, [Privacy Policy](#)

This website is an independent publication and is neither affiliated with nor endorsed by any of the trademark owners. The "Bluetooth®" word mark and logos are registered trademarks owned by Bluetooth SIG, Inc. The "Wi-Fi®" word mark and logos are registered trademarks owned by the Wi-Fi Alliance. Any use of these marks on this website does not imply any affiliation with or endorsement.