




NFC Aufsteller Medium NFC Display Owner's Manual



The dimensions of the stand are 60 mm x 120 mm. The bottom edge (the hatched area in the template), which disappears into the wooden stand, is 15 mm.

Download the print template and open it in your editing program.



Now draw your design on the print template.

Please note the following points:



1. *Rasterize all text.*
2. *Make sure the font isn't too small. Print the layout on your printer as a test.*

3. *Send us a black and white file.*
4. *Create the design, preferably as a vector graphic or alternatively as a high-resolution image (300 dpi).*
5. *When you create a vector graphic, reduce the file to one single layer.*

Side tips: *You can, of course, also draw in the lower red-shaded area. You can also place internal information here, such as a numbering system or the name of the assigned colleague. Would you like a borderless, all-over design? Then draw 2 mm beyond the edges.*

On the online shop's product page, enter your desired link and upload your design. Then, enter the desired quantity and complete your order.

After placing your order, we will send you an email with the digital proof within 24 hours. We will only start production after your approval.

Therefore, it is very important that you provide a valid email address where you can be easily reached.


Contents [[hide](#)]

[1 Documents / Resources](#)

[1.1 References](#)

[2 Related Posts](#)

Documents / Resources

	<p>NFC Aufsteller Medium NFC Display [pdf] Owner's Manual Medium NFC Display, NFC Display, Display</p>
---	--

References

- [User Manual](#)

Related Posts



[POCO X3 NFC Manual](#)

POCO X3 NFC Manual - Download [optimized] POCO X3 NFC Manual - Download



[Redmi 9T NFC Manual](#)

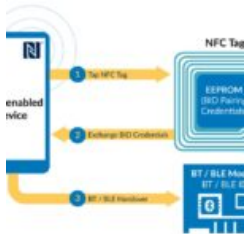
Redmi 9T NFC Manual - Download [optimized] Redmi 9T NFC Manual - Download



[ViewSonic PD1631 Pen Display Owner's Manual](#)

PD1631 Pen Display Quick Start Guide Download Driver <http://www.viewsonicglobal.com/q/PD1631> Install PenDisplayDriver For ViewSign Console, please visit:

https://manuals.viewsonic.com/ViewSign_Software ViewSonic...



[Secure Simple Pairing Using NFC Instruction Manual](#)

Secure Simple Pairing Using NFC Instruction Manual - Optimized PDF Secure Simple Pairing Using NFC Instruction Manual - ...

Display, Medium NFC Display, NFC Aufsteller, NFC

NFC Aufsteller Display

Leave a comment

Your email address will not be published. Required fields are marked *

Comment *

Name

Email

Website

Save my name, email, and website in this browser for the next time I comment.

Post Comment

Search:

e.g. whirlpool wrf535swhz

Search

[Manuals+](#) | [Upload](#) | [Deep Search](#) | [Privacy Policy](#) | [@manuals.plus](#) | [YouTube](#)

This website is an independent publication and is neither affiliated with nor endorsed by any of the trademark owners. The "Bluetooth®" word mark and logos are registered trademarks owned by Bluetooth SIG, Inc. The "Wi-Fi®" word mark and logos are registered trademarks owned by the Wi-Fi Alliance. Any use of these marks on this website does not imply any affiliation with or endorsement.