



Nexxt Solutions NHE-W100 Smart Wall Socket User Guide

[Home](#) » [Nexxt Solutions](#) » Nexxt Solutions NHE-W100 Smart Wall Socket User Guide 

Contents


- [1 Nexxt Solutions NHE-W100 Smart Wall Socket](#)
- [2 INSTALLATION](#)
- [3 Federal Communications Commission \(FCC\) Statement](#)
- [4 RF exposure statement:](#)
- [5 Documents / Resources](#)
- [6 Related Posts](#)




Nexxt Solutions NHE-W100 Smart Wall Socket



INSTALLATION



1. Scan the QR code or download the Nexxt Home app on Google Play or Apple App Store.

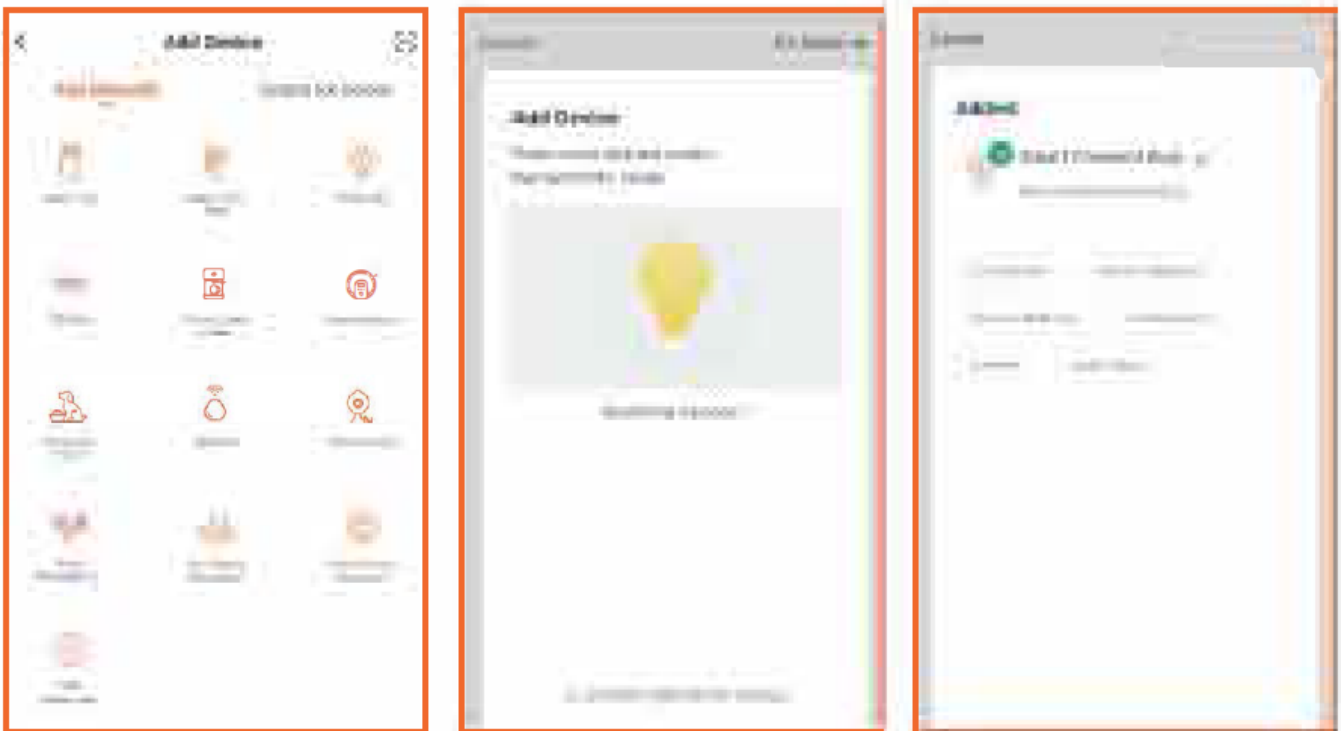


2. Connect your mobile device to a 2.4GHz Wi-Fi



Note: The smart bulb only supports 2.4GHz networks.

3. Launch the Nexxt Home app and follow the in-app instructions to connect the smart bulb to your home network.



Support: If you encounter any issues during installation or for configuration please You visit can also go to www.nexxtsolutions.com/

You can also go to support www.nexxtsolutions.com/support nexxthome to download full product manual.

Federal Communications Commission (FCC) Statement

This device complies with part 15 of the FCC Rules. Operation is subject to the following two conditions: (1) This device may not cause harmful interference, and (2) this device must accept any interference received, including interference that may cause undesired operation.

Note: This equipment has been tested and found to comply with the limits for a Class B digital device, pursuant to part 15 of the FCC Rules. These limits are designed to provide reasonable protection against harmful interference in a residential installation. This equipment generates, uses and can radiate radio frequency energy and, if not installed and used in accordance with the instructions, may cause harmful interference to radio communications.

However, there is no guarantee that interference will not occur in a particular installation. If this equipment does cause harmful interference to radio or television reception, which can be determined by turning the equipment off

and on, the user is encouraged to try to correct the interference by one or more of the following measures:

- Reorient or relocate the receiving antenna.
- Increase the separation between the equipment and receiver.
- Connect the equipment into an outlet on a circuit different from that to which the receiver is connected.
- Consult the dealer or an experienced radio/TV technician for help.


Warning: Changes or modifications made to this device not expressly approved by NEXXT SOLUTIONS may void the FCC authorization to operate this device.

Note: The manufacturer is not responsible for any radio or TV interference caused by unauthorized modifications to this equipment. Such modifications could void the user's authority to operate the equipment.

RF exposure statement:

The transmitter must not be colocated or operated in conjunction with any other antenna or transmitter. This equipment complies with the FCC RF radiation exposure limits set forth for an uncontrolled environment. This equipment should be installed and operated with a Minimum distance of 20cm between the radiator and any part of your body.

Documents / Resources

	<p>Nexxt Solutions NHE-W100 Smart Wall Socket [pdf] User Guide HAWP100, X4YHAWP100, NHE-W100 Smart Wall Socket, Smart Wall Socket</p>
--	---