


NEXXT SOLUTIONS Nexxt Home App User Guide

[Home](#) » [Nexxt Solutions](#) » NEXXT SOLUTIONS Nexxt Home App User Guide 





Contents

- 1 Nexxt Home App
- 2 Documents / Resources
- 3 Related Posts

Nexxt Home App

1. Scan the QR code or download the Nexxt Home app from Google Play Store or Apple App Store.



<https://qr.nexxtsolutions.com>

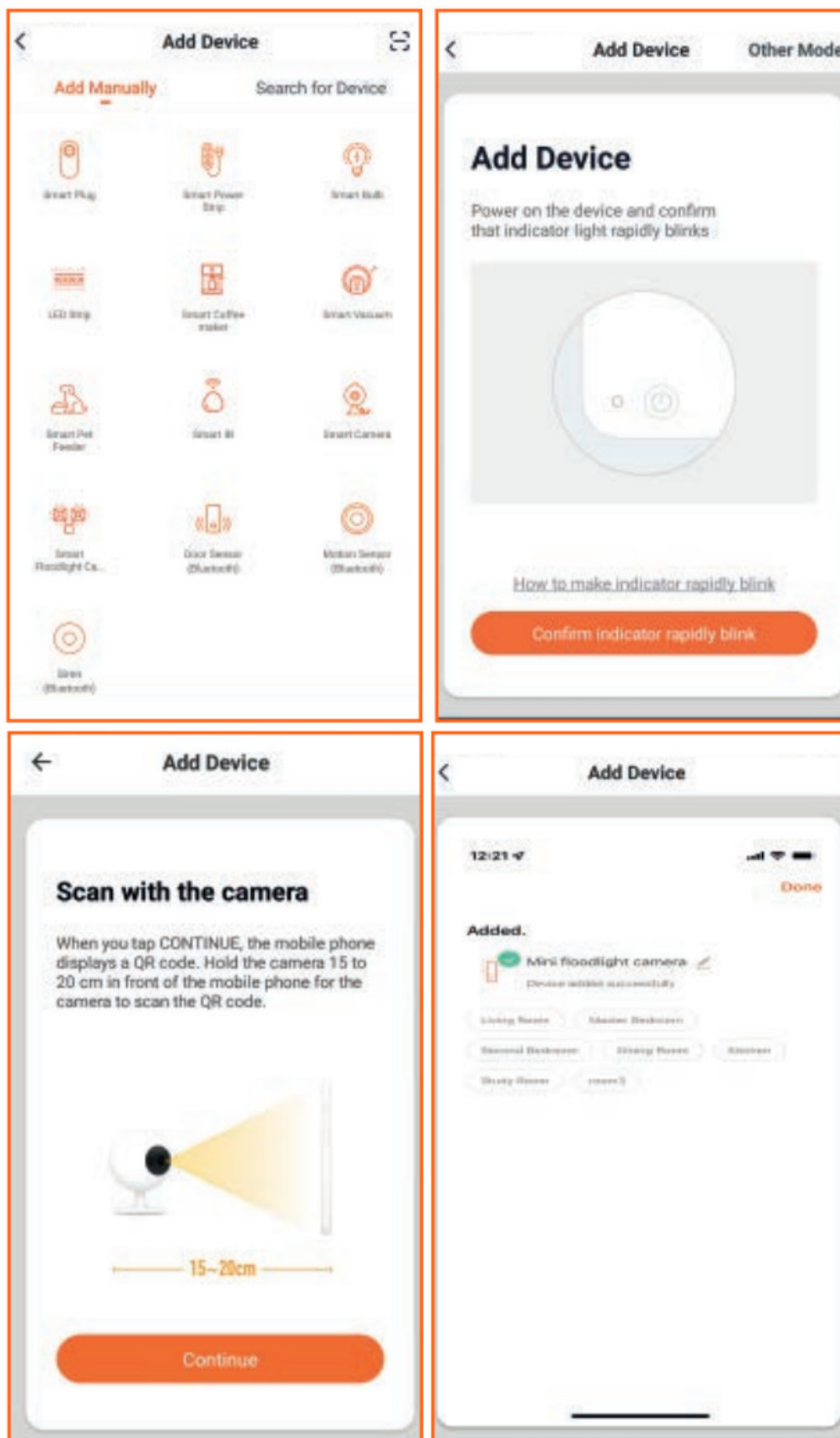
2. Connect your mobile device to a 2.4GHz Wi-Fi network.



Note: The smart camera only supports 2.4GHz networks.

3. Launch the Nexxt Home app and follow the in-app instructions to connect the smart camera to your home

network.




Support: If you encounter any issues during installation or configuration, please visit www.nexxtsolutions.com/support for web support. You can also go to www.nexxtsolutions.com/nexxthome to download full product manual.

FCC Statement Changes or modifications not expressly approved by the party responsible for compliance could

void the user's authority to operate the equipment. This equipment has been tested and found to comply with the limits for a Class B digital device, pursuant to Part 15 of the FCC Rules. These limits are designed to provide reasonable protection against harmful interference in a residential installation. This equipment generates uses and can radiate radio frequency energy and, if not installed and used in accordance with the instructions, may cause harmful interference to radio communications. However, there is no guarantee that interference will not occur in a particular installation. If this equipment does cause harmful interference to radio or television reception, which can be determined by turning the equipment off and on, the user is encouraged to try to correct the interference by one or more of the following measures:

- Reorient or relocate the receiving antenna.
 - Increase the separation between the equipment and receiver.
 - Connect the equipment into an outlet on a circuit different from that to which the receiver is connected.
 - Consult the dealer or an experienced radio/TV technician for help
- This device complies with part 15 of the FCC rules. Operation is subject to the following two conditions (1) this device may not cause harmful interference, and (2) this device must accept any interference received, including interference that may cause undesired operation. This equipment complies with FCC radiation exposure limits set forth for an uncontrolled environment. This equipment should be installed and operated with minimum distance 20cm between the radiator & your body.

Documents / Resources

	<p>NEXXT SOLUTIONS Nexxt Home App [pdf] User Guide HACF410, X4YHACF410, Smart WiFi Mini Floodlight Camera, Nexxt Home App, Nexxt Home, App</p>
---	--