



NEXTTORCH UT21 Multi-Function Warning Light User Manual

[Home](#) » [NEXTTORCH](#) » NEXTTORCH UT21 Multi-Function Warning Light User Manual 

Contents




- [1 NEXTTORCH UT21 Multi-Function Warning Light](#)
- [2 SPECIFICATIONS](#)
- [3 FEATURES](#)
- [4 QUICK START GUIDE](#)
- [5 NOTICE](#)
- [6 WARRANTY](#)
- [7 CONTACT WITH NEXTTORCH DESIGNER](#)
- [8 Documents / Resources](#)
 - [8.1 References](#)
- [9 Related Posts](#)

NEXTTORCH

NEXTTORCH UT21 Multi-Function Warning Light



SPECIFICATIONS

ANSI / PLATO FL1	Red and Blue Flash 1	Red and Blue Flash 2	White Light
 Output	—	—	11 lm
 Run Time	20 h	22 h	25 h
 Impact Resistance	2 m		
 Water Resistant	IPX4		
Weight and Dimensions	Weight : 85 g / 2.99 oz (With Battery)		
	Size : 72.4 mm (Length) ×50 mm (Width) ×38.4 mm (Height)		
Battery	640 mAh Li-ion Battery		
Light Source	Blue/Red/White LEDs		

Above tested specifications are strictly based on the standard of ANSI/PLATO-FL1. We tested UT21 with a build-in 640 mAh Li-ion Battery in 22±3 °C. The specifications might be different when using different batteries or testing in different environments.

FEATURES

- Red and Blue Emergency Flash, Offers up to 1000 Meters of visibility.
- 11 Lumens white light for close-range duty lighting.
- Type-C direct charge design.
- Auto Switch from Vertical to Horizontal Light by Gravity Sensor.
- Pat Twice to Turn ON/ OFF the Light Temporarily.

QUICK START GUIDE

• ON/ OFF

Press and hold for one second



• Mode switch

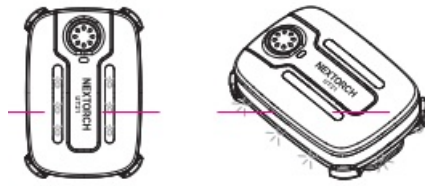
Press to switch modes when the light is on. Red and Blue Flash 1 – Red and Blue Flash 2

- White Light



- **Gravity sensor**

Switch vertical or horizontal light Automatically Press and hold the switch for 3 seconds to select the gravity sensor on or off.



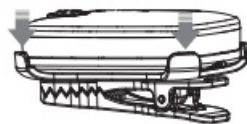
- **Temporary ON/ OFF**

Pat Twice to Turn ON/ OFF the Light Temporarily.

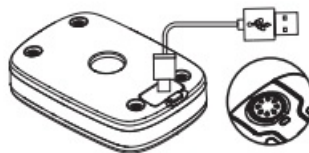


- **Charging Instruction**

1. Remove the clip



2. Charging: red light Fully charged: green light Charging time about 2.5 hours



- **Strong Magnet**

Incorporated in the bottom of light has two strong magnets which will adhere to any metal surface.



- **Low battery indication**

UT21 will enter flash mode for 5 seconds when the power below 20%.



NOTICE

1. Do not shine directly into eyes as the powerful light could cause a permanent injury.
2. Do not dismantle the bulb assembly.
3. Please charge up the battery completely the first time it is used; if left unused for a long time, recharge every three months.


WARRANTY

1. NEXTORCH warrants our products to be free from any defects in workmanship and/or materials for a period of 15-day from the date of purchase. We will replace it. NEXTORCH reserves the right to replace an obsolete product with a current production, like model.
2. NEXTORCH warrants our products to be free of defect for 5 years of use. We will repair it.
3. The warranty excludes other accessories, but rechargeable batteries are warranted for 1 year from the date of purchase.
4. In the event that any issue with a NEXTORCH product is not covered under this warranty, NEXTORCH can arrange to have the product repaired for a reasonable fee.
5. You could access to NEXTORCH website (www.nextorch.com) to gain warranty service information by scanning the following QR code. You could also:



CONTACT WITH NEXTORCH DESIGNER

In order to improve NEXTORCH , we appreciate you could offer our designers your after-use feedback and creative suggestions by scanning the following QR code. Thank you!

Documents / Resources

	<p>NEXTORCH UT21 Multi-Function Warning Light [pdf] User Manual UT21 Multi-Function Warning Light, UT21, Multi-Function Warning Light, Warning Light, UT21</p>
---	--

References

-  [NEXTORCH, Professional's Edge](#)
-  [NEXTORCH Deutschland](#)