



NEXTTORCH TA01 Single-Mode Tactical Flashlight User Manual

[Home](#) » [NEXTTORCH](#) » NEXTTORCH TA01 Single-Mode Tactical Flashlight User Manual 

Contents






- [1 NEXTTORCH TA01 Single-Mode Tactical Flashlight`](#)
- [2 SPECIFICATIONS](#)
- [3 FEATURES](#)
- [4 MAINTENANCE](#)
- [5 WARRANTY](#)
- [6 CONTACT WITH NEXTORCH DESIGNER](#)
- [7 Documents / Resources](#)
 - [7.1 References](#)
- [8 Related Posts](#)

NEXTORCH

NEXTTORCH TA01 Single-Mode Tactical Flashlight`



SPECIFICATIONS

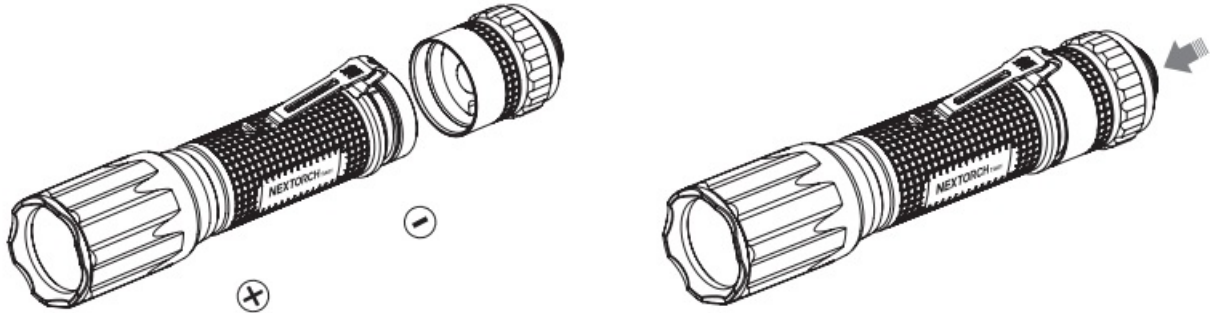
ANSI / PLATO-FL1	Momentary-on	Constant-on
 Light Output	500 lm	500 lm
 Run Time	—	4 h
 Beam Distance	185 m	185 m
 Impact Resistance	2 m	
 Waterproof	IPX8, underwater 2 m	
Weight and Dimensions	Weight: 89 g (without battery) Size: 135 mm (length) × 30 mm (head diameter) × 23 mm (body diameter)	
Material	Light Source: CREE® XP-G3 S4 neutral white LED	
	High-strength aerospace aluminum 6061-T6 with Mil-Spec type III anodizing	
Accessories	Lanyard, Waterproof O-ring	

The above-tested specifications are strictly based on the standard of ANSI / PLATO FL1. we tested TA01 with a NEXTORCH standard 18650 (2600 mAh) size battery in 25°C. the specifications might be different when using different batteries or testing in different environments.

FEATURES

- High-intensity CREE® XP-G3 S4 neutral white LED provide a max single-output of 500 lumens;
- Waterproof and impact resistant up to 2 meters;
- Machined aircraft-grade aluminum with non-slip knurled body design;
- Compatible with 1 × 18650 battery or 2 × CR123A batteries;
- Apply to tactical flashlight ring “FR1”.

Battery Replacement

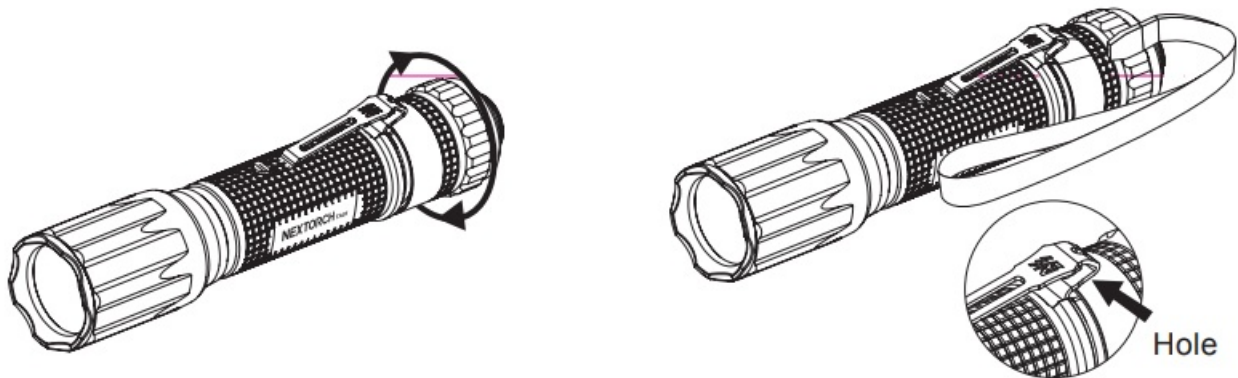


- Powered by 1 × 18650 or 2 × CR123A

Momentary ON

- Press tail cap switch for momentary-on

Constant ON / OFF



- Twist tail cap for constant-on

Lanyard

- Pass through the hole of pocket-clip

MAINTENANCE

1. Being infected with seawater or any corrosive chemicals, please rinse immediately with clean water.
2. Please use high-quality batteries; Remove batteries when not working for a long time, and then store in a cool dry place.
3. Replace waterproof O-ring immediately when considering of the damage with use.

WARRANTY

1. NEXTORCH warrants our products to be free from any defects in workmanship and/o materials for a period of 15-day from the date of purchase. We will replace it. NEXTORCH reserves the right to replace an obsolete product with current production, like a model.
2. NEXTORCH warrants our products to be free of defect for 5 years of use. We will repair it.
3. The warranty excludes other accessories, but rechargeable batteries are warranted for 1yea from the date of purchase.
4. In the event that any issue with a NEXTORCH product is not covered under this warranty, NEXTORCH can arrange to have the product repaired for a reasonable fee.

You could access to NEXTORCH website (www.nextorch.com) to gain warranty service information by scanning the following QR code. You could also:



- Email us at service@nextorch.com
- **Call us:** 0086-400-8300-799
- OR contact your local dealer/distributor

CONTACT WITH NEXTORCH DESIGNER



In order to improve NEXTORCH, we appreciate you could offer our designers your after-us feedback and creative suggestions by scanning the following QR code. Thank you.

Documents / Resources



[NEXTORCH TA01 Single-Mode Tactical Flashlight](#) [pdf] User Manual
TA01 Single-Mode Tactical Flashlight, Single-Mode Tactical Flashlight, Tactical Flashlight

References

- [NT NEXTORCH, Professional's Edge](#)
- [NT NEXTORCH Deutschland](#)