

NEXTTORCH P5B Dual-Light Flashlight User Manual

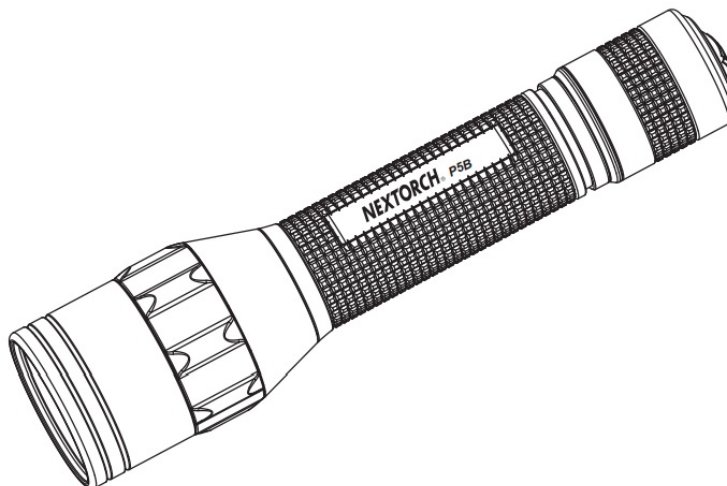
[Home](#) » [NEXTTORCH](#) » NEXTTORCH P5B Dual-Light Flashlight User Manual 

Contents

- [1 NEXTTORCH P5B Dual-Light Flashlight](#)
- [2 SPECIFICATIONS](#)
- [3 FEATURES](#)
- [4 QUICK START GUIDE](#)
- [5 HOW TO CHARGE](#)
- [6 ACCESSORIES](#)
- [7 MAINTENANCE](#)
- [8 WARRANTY](#)
- [9 CONTACT WITH NEXTORCH DESIGNER](#)
- [10 Documents / Resources](#)
 - [10.1 References](#)
- [11 Related Posts](#)

NEXTORCH

NEXTTORCH P5B Dual-Light Flashlight



SPECIFICATIONS

Bulb	CREE® XP-L V5 LED / CREE® XP-E2 BLUE LED				
Battery	1×18650 Li-ion battery				
Pre-set Modes	Momentary on (white / blue)	High (white / blue)	Low (white / blue)	Strobe (white / blue)	Hidden S.O.S.
Output	800 lm / 80 lm	800 lm / 80 lm	45 lm / 11 lm	800 lm / 80 lm	100 lm
Run Time	—	3 h 45 min / 5 h 15 min	27 h / 30 h	—	—
Beam Distance	246 m				
Waterproof	IPX4				
Impact Resistance	1 m				
Body Material	Aerospace grade aluminum 6061-T6				
Dimensions	168 mm (Length) × 26 mm (Body Diameter) × 40 mm (Head Diameter)				
Weight	185 g / 6.53 oz (without battery)				

FEATURES

- Dual-Light technology, white light/ blue light combination
- Micro USB direct charging design
- White light max output at 800 lumens, blue light max output at 80 lumens
- DUO Switch operates in 2 modes, plus tactical strobe and S.O.S.
- Powered by one 18650 Li-ion battery or two CR123A batteries

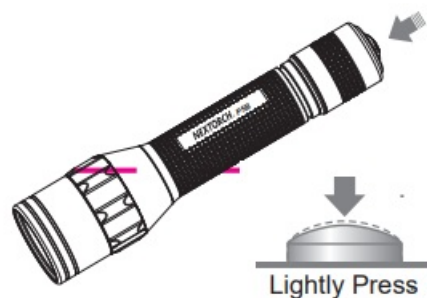
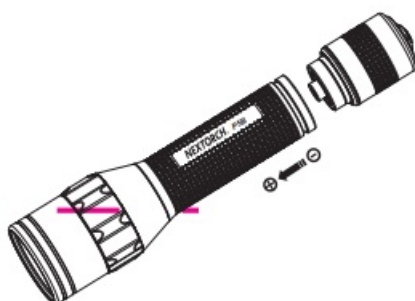
QUICK START GUIDE

• Battery

Installation

• ON /OFF

Momentary ON / OFF

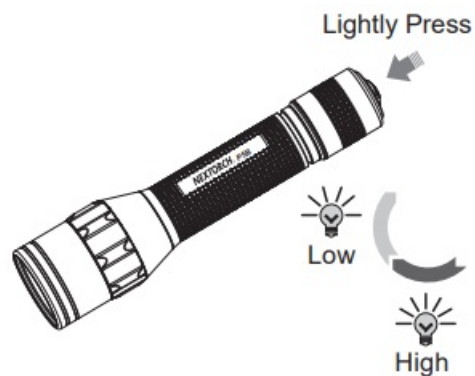
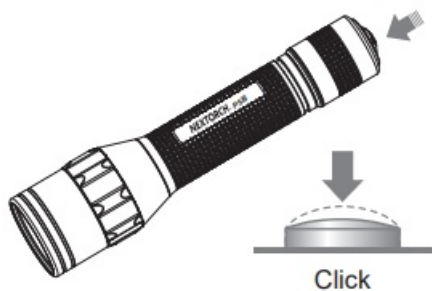


• CONSTANT

ON/OFF

• MODE SWITCH

Press and hold for
3s for S.O.S. mode

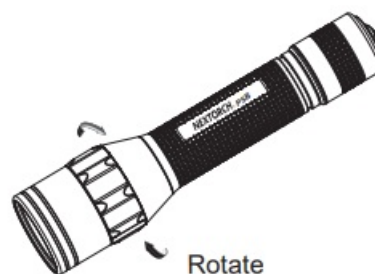
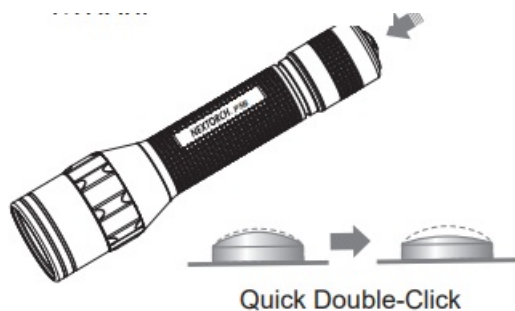


- **DOUBLE CLICK**

STROBE

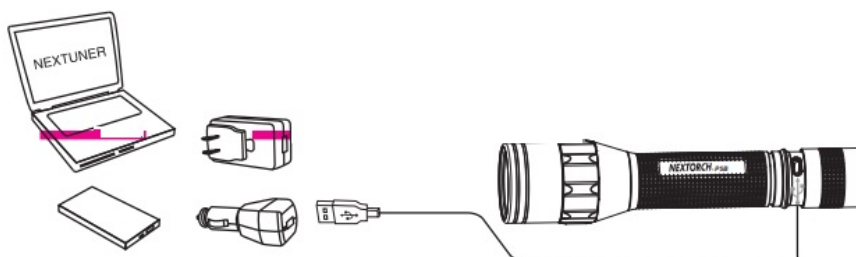
- **LIGHT SOURCE**

SELECTION



HOW TO CHARGE

1. Pull the tail ring up to reveal the charging USB interface
2. Connect the flashlight and computer via USB cable.
3. When the light indicator appears:
 1. Red: charging in progress
 2. Green: fully charged-
 3. P5B's charging Time: about 4h



NOTICE

1. Do not shine directly into eyes as the powerful light could cause a permanent injury.
2. Do not dismantle the bulb assembly.

ACCESSORIES

NEXTORCH offers a full range of product accessories suited for your product. Learn more on

www.nextorch.com. Compatible accessories applied for P5 IR: V5 Tactical holster, TS5-L, 18650 battery, CR123A, LT2113, HM1, RM25, RM8, RM81, RM82, RM83, RM84, RM85, BM1, UCC, SL6, LC6

MAINTENANCE

1. Being infected with seawater or any corrosive chemicals, please rinse immediately with clean water.
2. Please use high-quality batteries; Remove batteries when not working for a long time, and then store in a cool dry place.
3. If the waterproof O-ring is damaged, replace it immediately.

WARRANTY

1. NEXTORCH offers a 5-year warranty.
2. NEXTORCH warrants our products to be free from any defects in workmanship and material, we will replace or return the faulty items. NEXTORCH reserves the right to replace similar products if the original one is discontinued.
3. The warranty excludes other accessories, but rechargeable batteries are warranted for 1 year from the date of purchase.
4. Any accessories or products are not covered in the warranty, NEXTORCH can repair for users with a reasonable fee.
5. Please scan the below QR code and access to NEXTORCH website (www.nextorch.com) to register your purchase.

Email us info@nextorch.com

Call us 0086-662-6602777

Or contact local dealer



CONTACT WITH NEXTORCH DESIGNER

In order to improve NEXTORCH, we appreciate you could offer our designers your after-use feedback and creative suggestions by scanning the following QR code. Thank you!



Documents / Resources



产品尺寸: 160mm x 48mm
重量: 110g (含电池)
续航时间: 约 12 小时
充电时间: 约 4 小时
防水等级: IPX8
备注: 请仔细阅读说明书, 确保安全使用。

[NEXTTORCH P5B Dual-Light Flashlight](#) [pdf] User Manual
P5B Dual-Light Flashlight, Dual-Light Flashlight

References

-  [NEXTTORCH, Professional's Edge](#)