



NEXTORCH UT41 Multi Function Rechargeable Signal Light User Manual

[Home](#) » [NEXTORCH](#) » NEXTORCH UT41 Multi Function Rechargeable Signal Light User Manual 





NEXTORCH UT41 Multi Function Rechargeable Signal Light User Manual



Contents

- [1 SPECIFICATIONS](#)
- [2 FEATURES](#)
- [3 INSTRUCTION](#)
- [4 BATTERY INDICATOR](#)
- [5 MAINTENANCE](#)
- [6 WARRANTY](#)
- [7 CONTACT WITH NEXTORCH DESIGNER](#)
- [8 Documents / Resources](#)
 - [8.1 References](#)
- [9 Related Posts](#)

SPECIFICATIONS

ANSI / PLATO-FL1	 Light Output	 Run Time	
		Constant on	Flash
Red Light	3 lm	18 h	90 h
Blue Light	2 lm	16 h	86 h
Yellow Light	9 lm	20 h	113 h
Green Light	12 lm	18 h	95 h
White Light	20 lm	12 h	62 h
IR Light	850 nm	13 h	75 h
Red & Blue Flash	—	—	56 h
 Impact Resistance	2 m		
 Submersible	IPX8 2 m		
Weight and Dimensions	Weight: 29 g / 1.02 oz Size: 62 mm (Length) × 27 mm (Width) × 25 mm (Height)		
Material	Light Source: White / Red / Blue / Green / Yellow / IR LED sPC		
Battery	Built-in 500 mAh Rechargeable Battery		

Above tested specifications are strictly based on the standard of ANSI / PLATO-FL1. We tested UT41 with built-in 500 mAh Li-ion battery in 22 °C ± 3 °C . The specifications might be different when using a different battery or testing in a different environment.

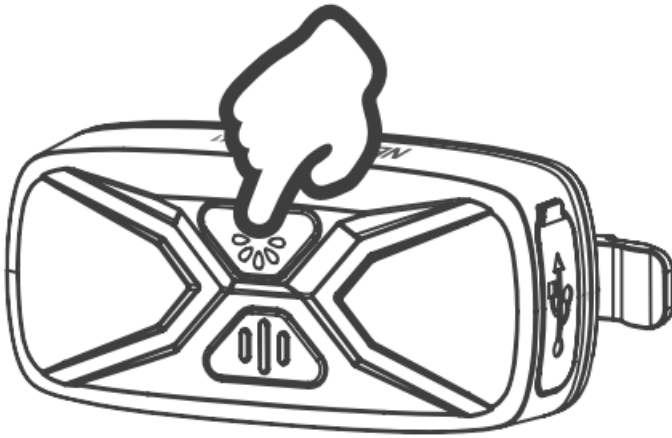
FEATURES

- 6 light sources and 13 modes are able to indicate different grouping, personal Identify Friend or Foe (IFF) beacon, quick positioning and security warning.
- Various Carry Options allow mounted on a MOLLE or helmet with ARC rails for fast, secure installation and easy removal.
- Dual Side Switches for light sources or modes selection, clear operation logic and non-interference.
- The transparent shell ensures all-round signal recognition and identification.
- USB Type-C rechargeable for convenient charging, environmentally friendly and efficient.

INSTRUCTION


• ON / OFF

Press to turn on, press again for more than 3s to turn off.



- **Mode Selection**

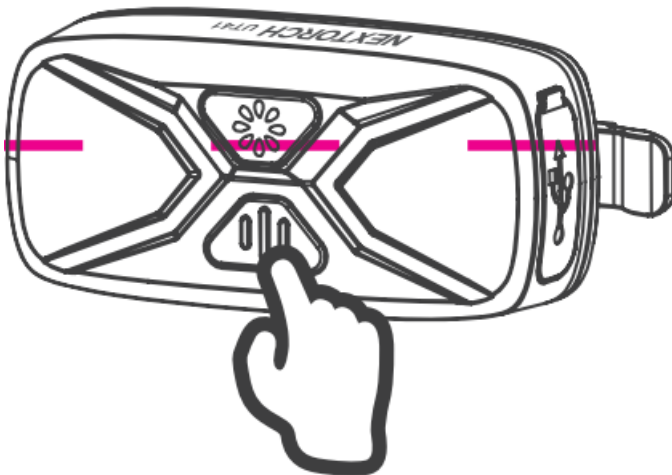
Press to turn on, press again within 3s to switch Flash→ OFF→ Constant ON In the red and blue flashing state, only ON/OFF is switched



- **Lights Selection**

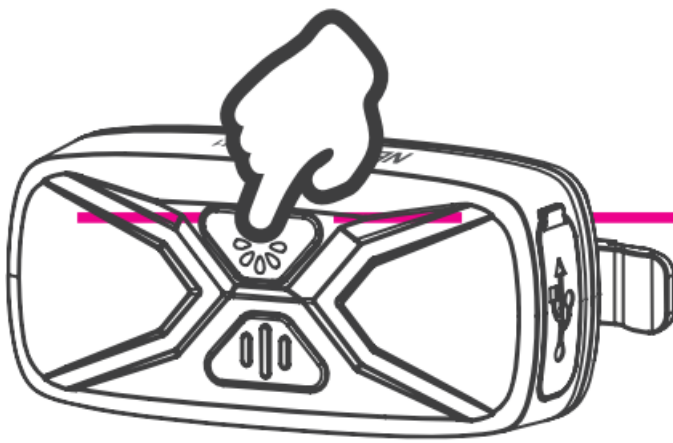
Press when the light is on

Red → Blue → Yellow → Green → White → IR → Red & Blue Flash



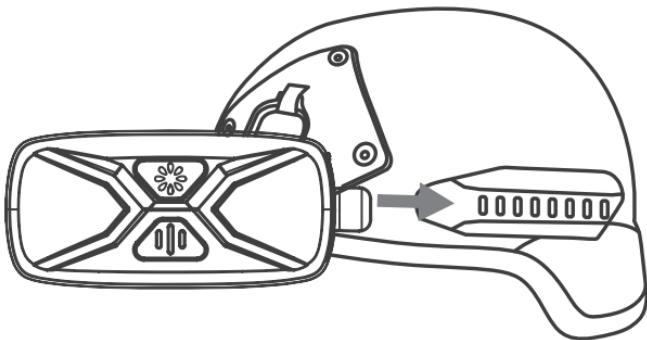
- **Light Source Memory**

When reactivated, the light will automatically access the previous memorized light source.



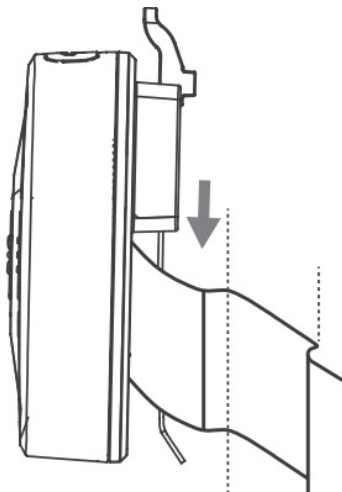
- **Mounting Method①**

ARC Rail Clip



- **Mounting Method②**

Back Clip

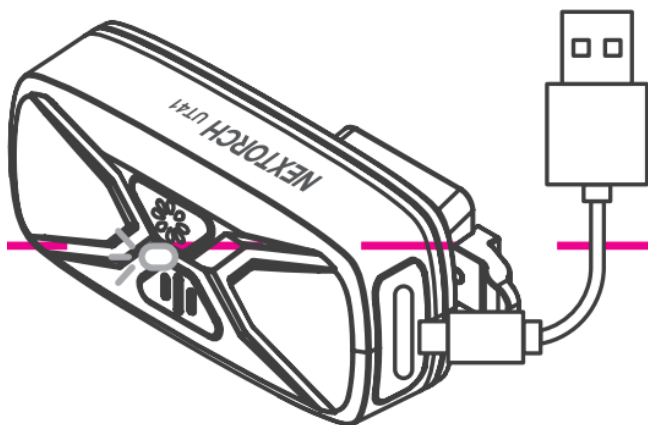


NOTE: If IR light is turned on, please switch to other light sources and then turn it off.

BATTERY INDICATOR

- **USB Type-C Rechargeable**

Charging time about 2 hours. Red light: charging in progress. Blue light: fully charged



• Battery Capacity Indicator

Battery indicator will light up for 2s only when turn on the light.

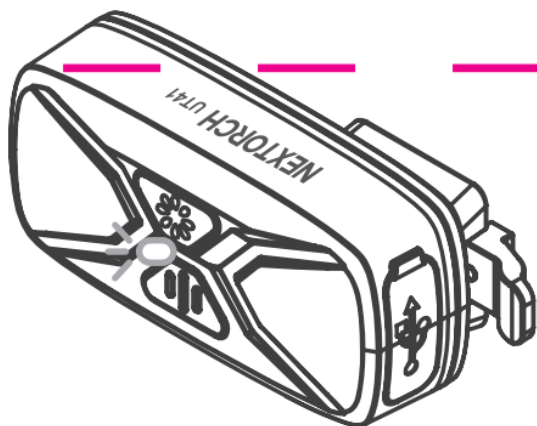
NOTE: When the IR light is turned on, the power indicator light will not light up.

Blue light: 75% ~100%

Blue flash: 50% ~75%

Red light: 25% ~50%

Red flash: 0% ~25%



MAINTENANCE

1. Being infected with seawater or any corrosive chemicals, please rinse immediately with clean water.
2. Please fully charge the battery before first use; if left unused for a long time, recharge every three months.
3. The product uses a non-removable built-in battery. Do not replace the battery yourself to avoid damage to the product battery

WARRANTY

1. NEXTORCH offers 5-year warranty.
2. NEXTORCH warrants our products to be free from any defects in workmanship and / or material, we will replace or return faulty item. NEXTORCH reserves the right to replace similar products if original one is discontinued.
3. The warranty excludes other accessories, but rechargeable batteries are warranted for 1 year from date of purchase.
4. Any accessories or products are not covered in the warranty, NEXTORCH can repair for users with reasonable fee.

5. Please scan the below QR code and access to NEXTORCH website

(www.nextorch.com) to register your purchasing.

Email us info@nextorch.com

Call us: 0086-662-6602777

Or contact local dealer




CONTACT WITH NEXTORCH DESIGNER

In order to improve NEXTORCH , we appreciate you could offer our designers your after-use feedback and creative suggestions by scanning the following QR code. Thank you!



NEXTORCH

Documents / Resources



[NEXTORCH UT41 Multi Function Rechargeable Signal Light](#) [pdf] User Manual
UT41 Multi Function Rechargeable Signal Light, UT41, Multi Function Rechargeable Signal Light, Function Rechargeable Signal Light, Rechargeable Signal Light, Signal Light, Light

References

- [NEXTORCH](#)
- [NEXTORCH, Professional's Edge](#)
- [NEXTORCH Deutschland](#)
- [User Manual](#)

